



Pūmanawa Downtown West

Resource Consent
Document E
GFA & AFA Schedule & Plans

Prepared for:
Precinct Properties Holdings Ltd

Document Revision Status:
Resource Consent Design Update RFI 1

9 December 2024

Document Suite


Prepared For:
Precinct Properties Holdings Ltd

Document Revision Status:
Resource Consent Design Update RF1 1


Date:
9 December 2024

Contact:
Warren and Mahoney Architects New Zealand Ltd
139 Pakenham St West
Auckland 1010
New Zealand
+64 9 309 4894


Resource Consent Documents:



A Proposed Architectural Drawings



B Proposed Landscape Drawings



C Existing & Demolition Drawings



D Architecture & Landscape Report



E GFA & AFA Schedule & Plans



F Shading Analysis



AREA SCHEDULES - SHEET LIST (RC-SERIES)

SHEET NAME	Current	
	Revision	Drawn By
RC05-0001	MEAN STREET LEVEL PLAN	F WAM
RC05-0002	MEAN STREET LEVEL SECTIONS	D WAM
RC05-0100	OVERALL GFA METRICS	F WAM
RC05-0101	GFA AREA PLAN - DTW BUILDING B06 - B05	F WAM
RC05-0102	GFA AREA PLAN - DTW BUILDING B04 - B03	F WAM
RC05-0103	GFA AREA PLAN - DTW BUILDING B02 - B01	F WAM
RC05-0104	GFA AREA PLAN - DTW BUILDING L00 - L00M	F WAM
RC05-0105	GFA AREA PLAN - DTW BUILDING L01 - L02	F WAM
RC05-0106	GFA AREA PLAN - DTW BUILDING L02M - L03	F WAM
RC05-0107	GFA AREA PLAN - DTW BUILDING L04 - L05	F WAM
RC05-0108	GFA AREA PLAN - DTW BUILDING L06 - L07	F WAM
RC05-0109	GFA AREA PLAN - DTW BUILDING T1 L08 - T1 L12	F WAM
RC05-0110	GFA AREA PLAN - DTW BUILDING T1 L13 - T1 L19	F WAM
RC05-0111	GFA AREA PLAN - DTW BUILDING T1 L20 - T1 L26	F WAM
RC05-0112	GFA AREA PLAN - DTW BUILDING T1 L27 - T1 L33	F WAM
RC05-0113	GFA AREA PLAN - DTW BUILDING T1 L34 - T1 L40	F WAM
RC05-0114	GFA AREA PLAN - DTW BUILDING T1 L41 - T1 L47	F WAM
RC05-0115	GFA AREA PLAN - DTW BUILDING T1 L48 - T1 L53	F WAM
RC05-0116	GFA AREA PLAN - DTW BUILDING T2 L07M - T2 L14	F WAM
RC05-0117	GFA AREA PLAN - DTW BUILDING T2 L15 - T2 L22	F WAM
RC05-0118	GFA AREA PLAN - DTW BUILDING T2 L23 - T2 L30	F WAM
RC05-0119	GFA AREA PLAN - DTW BUILDING T2 L31 - T2 L38	F WAM
RC05-0120	GFA AREA PLAN - DTW BUILDING T2 L39 - T2 L44	F WAM
RC05-0200	GFA AREA PLAN - AON BASEMENT - L1	F WAM
RC05-0201	GFA AREA PLAN - AON BUILDING L2 - L21	F WAM
RC05-0202	GFA AREA PLAN - AON BUILDING L13 - L24	F WAM
RC05-0300	GFA AREA PLAN - HSBC BUILDING L1 - L1A	F WAM
RC05-0301	GFA AREA PLAN - HSBC BUILDING L2 - L2a	F WAM
RC05-0302	GFA AREA PLAN - HSBC BUILDING L3 - L4	F WAM
RC05-0303	GFA AREA PLAN - HSBC BUILDING L5 - L6	F WAM
RC05-0304	GFA AREA PLAN - HSBC BUILDING L7 - L26	F WAM
RC05-0305	GFA AREA PLAN - HSBC BUILDING L27 - L33	F WAM
RC05-0400	OVERALL AFA METRICS	E WAM
RC05-0401	AFA AREA PLAN - DTW BUILDING B06 - B05	E WAM
RC05-0402	AFA AREA PLAN - DTW BUILDING B04 - B03	E WAM
RC05-0403	AFA AREA PLAN - DTW BUILDING B02 - B01	E WAM
RC05-0404	AFA AREA PLAN - DTW BUILDING L00 - L00M	E WAM
RC05-0405	AFA AREA PLAN - DTW BUILDING L01 - L02	E WAM
RC05-0406	AFA AREA PLAN - DTW BUILDING L02M - L03	E WAM
RC05-0407	AFA AREA PLAN - DTW BUILDING L04 - L05	E WAM
RC05-0408	AFA AREA PLAN - DTW BUILDING L06 - L07	E WAM
RC05-0409	AFA AREA PLAN - DTW BUILDING T1 L08 - T1 L12	E WAM
RC05-0410	AFA AREA PLAN - DTW BUILDING T1 L13 - T1 L19	E WAM
RC05-0411	AFA AREA PLAN - DTW BUILDING T1 L20 - T1 L26	E WAM
RC05-0412	AFA AREA PLAN - DTW BUILDING T1 L27 - T1 L33	E WAM
RC05-0413	AFA AREA PLAN - DTW BUILDING T1 L34 - T1 L40	E WAM
RC05-0414	AFA AREA PLAN - DTW BUILDING T1 L41 - T1 L47	E WAM
RC05-0415	AFA AREA PLAN - DTW BUILDING T1 L48 - T1 L53	E WAM
RC05-0416	AFA AREA PLAN - DTW BUILDING T2 L07M - T2 L14	E WAM
RC05-0417	AFA AREA PLAN - DTW BUILDING T2 L15 - T2 L22	E WAM
RC05-0418	AFA AREA PLAN - DTW BUILDING T2 L23 - T2 L30	E WAM
RC05-0419	AFA AREA PLAN - DTW BUILDING T2 L31 - T2 L38	E WAM
RC05-0420	AFA AREA PLAN - DTW BUILDING T2 L39 - T2 L44	E WAM
RC05-0500	AFA AREA PLAN - AON BASEMENT - L1	E WAM
RC05-0501	AFA AREA PLAN - AON BUILDING L2 - L21	E WAM
RC05-0502	AFA AREA PLAN - AON BUILDING L13 - L24	E WAM
RC05-0600	AFA AREA PLAN - HSBC BUILDING L1 - L1A	E WAM
RC05-0601	AFA AREA PLAN - HSBC BUILDING L2 - L2a	E WAM
RC05-0602	AFA AREA PLAN - HSBC BUILDING L3 - L4	E WAM
RC05-0603	AFA AREA PLAN - HSBC BUILDING L5 - L6	E WAM
RC05-0604	AFA AREA PLAN - HSBC BUILDING L7 - L26	E WAM
RC05-0605	AFA AREA PLAN - HSBC BUILDING L27 - L33	E WAM

62



All dimension to be verified on site before producing shop drawings or commencing any work. Do not scale. The copyright of this drawing remains with Warren and Mahoney Architects New Zealand Ltd.

Issue Status & No

RESOURCE
CONSENT ISSUE RFI
1

Consultants

—
RCP
Project Manager
RLB
Quantity Surveyor
HOLMES
Structural Engineer
MOTT MAC DONALD
Services Engineer
CROSSFIRE
Fire Engineer
TONKIN + TAYLOR
Civil Engineer
FLOW
Traffic Engineer

Client

—
Precinct
PROPERTIES NEW ZEALAND

—
Warren and Mahoney Architects
New Zealand Ltd

—
Ground Floor, Mason Bros.
139 Pakenham Street West
Wynyard Quarter
Auckland 1010
New Zealand
Phone + 64 9 309 4894

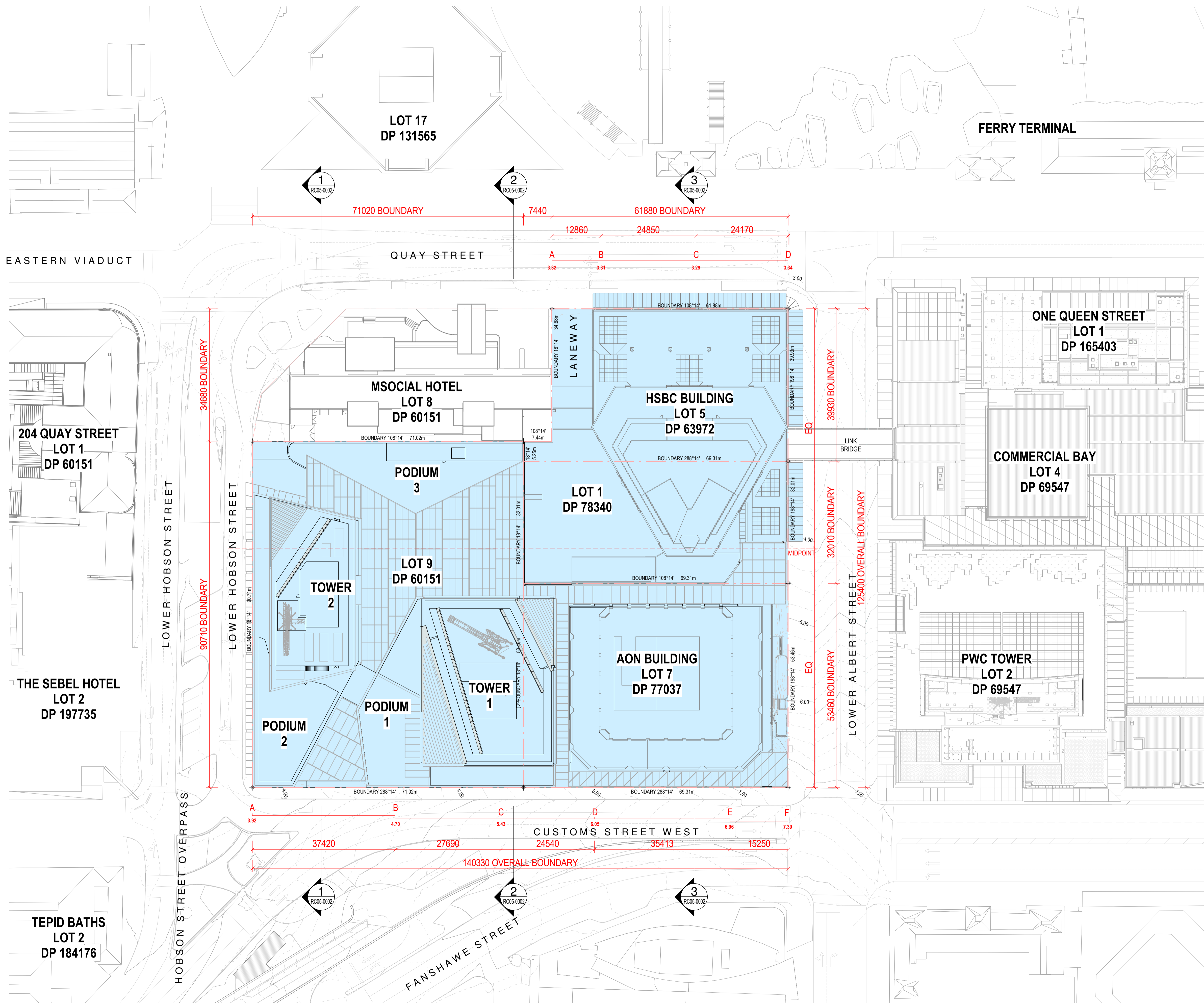
—
Registered Architects and Designers
www.warrenandmahoney.com

Project Title

—
DOWNTOWN WEST

—
2 LOWER HOBSON STREET,
AUCKLAND CBD, AUCKLAND 1010

—
WARREN AND MAHONEY



QUAY STREET LEVELS
 SURVEYED SPOT HEIGHTS (SUBSEQUENCED IN EASTERLY DIRECTION STARTING AT INTERSECTION LOWER HOBSON/LOWER ALBERT ST):

- A - 3.32m
- B - 3.31m
- C - 3.29m
- D - 3.34m

DISTANCE BETWEEN SPOT HEIGHTS:

- A-B = 12.870m
- B-C = 24.850m
- C-D = 24.147m

TOTAL = 61.867m

CALCULATIONS:

- MSL A-B $(3.32 + 3.31/2) \times 12.870 = 42.66$
- MSL B-C $(3.31 + 3.29/2) \times 24.850 = 82.01$
- MSL C-D $(3.29 + 3.34/2) \times 24.147 = 80.05$

TOTAL = 42.66 + 82.01 + 80.05 = 204.72

MEAN STREET LEVEL - QUAY STREET:
 $204.72 / 61.867m = 3.31m$

CUSTOMS STREET WEST LEVELS
 SURVEYED SPOT HEIGHTS (SUBSEQUENCED IN EASTERLY DIRECTION STARTING AT INTERSECTION LOWER HOBSON/LOWER ALBERT ST):

- A - 3.92m
- B - 4.70m
- C - 5.43m
- D - 6.05m
- E - 6.96m
- F - 7.39m

DISTANCE BETWEEN SPOT HEIGHTS:

- A-B = 37.420m
- B-C = 27.690m
- C-D = 24.540m
- D-E = 35.413m
- E-F = 15.250m

TOTAL = 140.313m

CALCULATIONS:

- MSL A-B $(3.92 + 4.70/2) \times 37.420 = 161.28$
- MSL B-C $(4.70 + 5.43/2) \times 27.690 = 140.25$
- MSL C-D $(5.43 + 6.05/2) \times 24.540 = 140.86$
- MSL D-E $(6.05 + 6.96/2) \times 35.413 = 230.36$
- MSL E-F $(6.96 + 7.39/2) \times 15.250 = 109.42$

TOTAL = 161.28 + 140.25 + 140.86 + 230.36 + 109.42 = 782.17

MEAN STREET LEVEL - CUSTOMS STREET:
 $782.17 / 140.313m = 5.47m$

All dimension to be verified on site before producing shop drawings or commencing any work. Do not scale. The copyright of this drawing remains with Warren and Mahoney Architects New Zealand Ltd.

Revisions

- A 02/05/24 REFERENCE DESIGN
- B 07/06/24 DRAFT RC ISSUE
- C 01/07/24 DRAFT RC ISSUE
- D 22/07/24 DRAFT RC ISSUE
- E 22/07/24 RC ISSUE
- F 09/12/24 DESIGN UPDATE RC RFI 1

Notes

COMMERCIAL IN CONFIDENCE

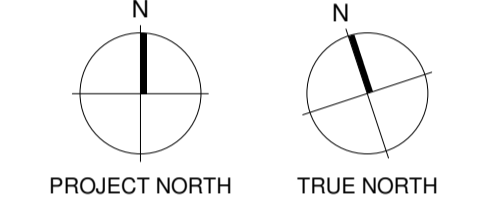
SURVEY INFORMATION NOTES:

ALL SURVEY INFORMATION AND EXISTING BUILDING PLANS ARE PROVIDED BY EXTERNAL SOURCES AND MUST BE CHECKED/VERIFIED ON SITE

SITES COVERED BY APPLICATION

LEGAL DESCRIPTIONS:

- LOT1, DP78340, AREA= 2218 SQM NA128C/787 - HSBC HOUSE (188 QUAY ST)
- LOTS, DP63972, AREA= 2512 SQM NA128C/787 - HSBC HOUSE (188 QUAY ST)
- LOT7, DP77037, AREA= 4704 SQM NA33C/37 - AON HOUSE (29 CUSTOMS ST W)
- LOTS, DP60151, AREA= 6442 SQM NA15A/424 - DT CARPARK (31 CUSTOMS ST W)
- LOT8, DP60151, AREA= 2408 SQM NA15A/423 - M/SOCIAL (196/200QUAY ST) NOT INCLUDED IN THIS CONSENT



Consultants

- RCP Project Manager
- RLB Quantity Surveyor
- HOLMES Structural Engineer
- MOTT MAC DONALD Services Engineer
- CROSSFIRE Fire Engineer
- TONKIN + TAYLOR Civil Engineer
- FLOW Traffic Engineer

Client



Warren and Mahoney Architects New Zealand Ltd

Ground Floor, Mason Bros. 139 Pakenham Street West Wynyard Quarter Auckland 1010 New Zealand Phone + 64 9 309 4894

Registered Architects and Designers www.warrenandmahoney.com

Project Title

DOWNTOWN WEST

2 LOWER HOBSON STREET, AUCKLAND CBD, AUCKLAND 1010

Drawing Title

MEAN STREET LEVEL PLAN

Drawing Status

RESOURCE CONSENT ISSUE

Drawing Details

Scale	1:500 @ A1
Date	09/12/24
Job No	9234
Drawn	WAM
Checked	WAM

Drawing No

RC05-0001

Revision

F

WARREN AND MAHONEY

All dimension to be verified on site before producing shop drawings or commencing any work. Do not scale. The copyright of this drawing remains with Warren and Mahoney Architects New Zealand Ltd.

Revisions

- A 01/07/24 DRAFT RC ISSUE
- B 22/07/24 DRAFT RC ISSUE
- C 22/07/24 RC ISSUE
- D 09/12/24 DESIGN UPDATE RC RFI 1

Notes

COMMERCIAL IN CONFIDENCE

SURVEY INFORMATION NOTES:

ALL SURVEY INFORMATION AND EXISTING BUILDING PLANS ARE PROVIDED BY EXTERNAL SOURCES AND MUST BE CHECKED/VERIFIED ON SITE

SITES COVERED BY APPLICATION

LEGAL DESCRIPTIONS:

- LOT1, DP78340, AREA= 2218 SQM
NA128C/787 - HSBC HOUSE (188 QUAY ST)
- LOT5, DP63972, AREA= 2512 SQM
NA128C/787 - HSBC HOUSE (188 QUAY ST)
- LOT7, DP77037, AREA= 4704 SQM
NA33C/37 - AON HOUSE (29 CUSTOMS ST W)
- LOT9, DP60151, AREA= 6442 SQM
NA15A424 - DT CARPARK (31 CUSTOMS ST W)
- LOT8, DP60151, AREA= 2408 SQM
NA15A423 - MSOCIAL (196/200QUAY ST)
NOT INCLUDED IN THIS CONSENT

Consultants

- RCP
Project Manager
- RLB
Quantity Surveyor
- HOLMES
Structural Engineer
- MOTT MAC DONALD
Services Engineer
- CROSSFIRE
Fire Engineer
- TONKIN + TAYLOR
Civil Engineer
- FLOW
Traffic Engineer

Client



Warren and Mahoney Architects New Zealand Ltd

Ground Floor, Mason Bros.
139 Pakenham Street West
Wynyard Quarter
Auckland 1010
New Zealand
Phone + 64 9 309 4894

Registered Architects and Designers
www.warrenandmahoney.com

Project Title

DOWNTOWN WEST

2 LOWER HOBSON STREET,
AUCKLAND CBD, AUCKLAND 1010

Drawing Title

MEAN STREET LEVEL SECTIONS

Drawing Status

RESOURCE CONSENT ISSUE

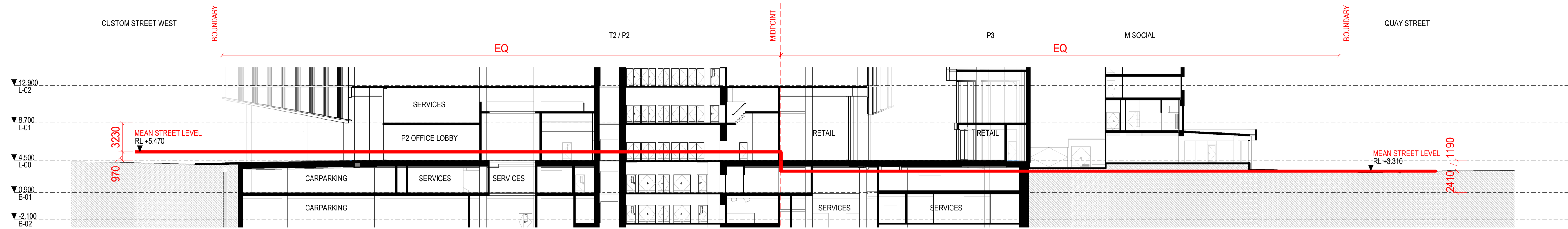
Drawing Details

Scale	1:250 @ A1
Date	09/12/24
Job No	9234
Drawn	WAM
Checked	WAM

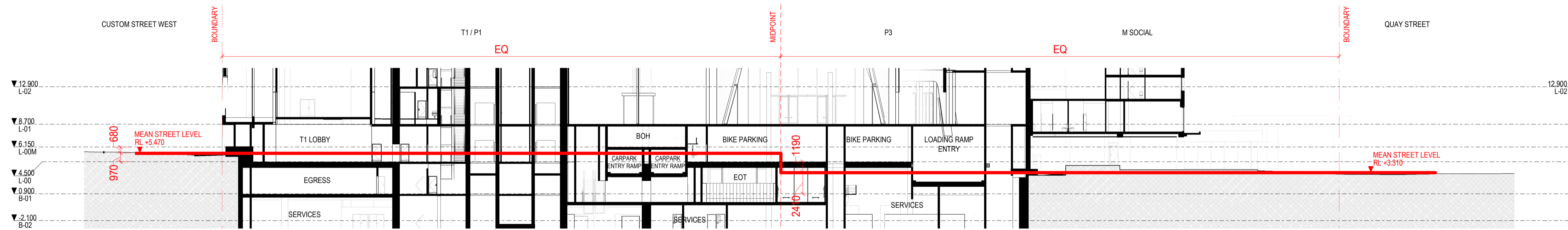
Drawing No **Revision**

RC05-0002 (D)

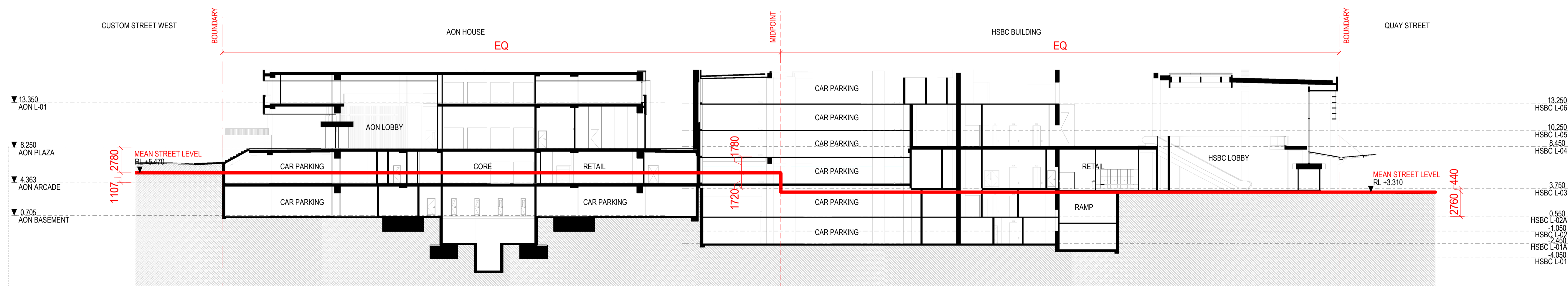
WARREN AND MAHONEY



1 RC SITE SECTION - MEAN STREET LEVEL 1
1:250



2 RC SITE SECTION - MEAN STREET LEVEL 2
1:250



3 RC SITE SECTION - MEAN STREET LEVEL 3
1:250

Revisions

A 31/05/24	RC METRICS
B 07/06/24	DRAFT RC ISSUE
C 01/07/24	DRAFT RC ISSUE
D 22/07/24	DRAFT RC ISSUE
E 22/07/24	RC ISSUE
F 09/12/24	DESIGN UPDATE RC RFI 1

Notes

COMMERCIAL IN CONFIDENCE

GFA SCHEDULE - HSBC BUILDING					
SPACE NAME	BUILDING	LEVEL	AREA	REF	
RETAIL	HSBC BUILDING	HSBC L3	537 m ²	INCLUDED	
CORE	HSBC BUILDING	HSBC L3	218 m ²	INCLUDED	
PARKING	HSBC BUILDING	HSBC L3	933 m ²	INCLUDED	
PUBLIC OFFICE LOBBY	HSBC BUILDING	HSBC L3	50 m ²	INCLUDED	
IRRIGATION CUPBOARD	HSBC BUILDING	HSBC L3	7 m ²	INCLUDED	
PARKING	HSBC BUILDING	HSBC L3	312 m ²	INCLUDED	
RETAIL	HSBC BUILDING	HSBC L3	156 m ²	INCLUDED	
PUBLIC OFFICE LOBBY	HSBC BUILDING	HSBC L3	22 m ²	INCLUDED	
FCR	HSBC BUILDING	HSBC L3	8 m ²	INCLUDED	
RETAIL	HSBC BUILDING	HSBC L3	296 m ²	INCLUDED	
EOT	HSBC BUILDING	HSBC L3	245 m ²	INCLUDED	
EOT	HSBC BUILDING	HSBC L3	172 m ²	INCLUDED	
PARKING	HSBC BUILDING	HSBC L4	1244 m ²	INCLUDED	
RETAIL	HSBC BUILDING	HSBC L4	37 m ²	INCLUDED	
RETAIL	HSBC BUILDING	HSBC L4	80 m ²	INCLUDED	
ATRIUM	HSBC BUILDING	HSBC L4	267 m ²	INCLUDED	
RETAIL	HSBC BUILDING	HSBC L4	10 m ²	INCLUDED	
RETAIL	HSBC BUILDING	HSBC L4	67 m ²	INCLUDED	
RETAIL	HSBC BUILDING	HSBC L4	54 m ²	INCLUDED	
RETAIL	HSBC BUILDING	HSBC L4	116 m ²	INCLUDED	
RETAIL	HSBC BUILDING	HSBC L4	50 m ²	INCLUDED	
WC	HSBC BUILDING	HSBC L4	46 m ²	INCLUDED	
PARKING	HSBC BUILDING	HSBC L5	1253 m ²	INCLUDED	
PARKING	HSBC BUILDING	HSBC L6	1779 m ²	INCLUDED	
STORAGE	HSBC BUILDING	HSBC L6	347 m ²	INCLUDED	
HSBC CORE	HSBC BUILDING	HSBC L6	182 m ²	INCLUDED	
OFFICE	HSBC BUILDING	HSBC L7A	1033 m ²	INCLUDED	
OFFICE	HSBC BUILDING	HSBC L8	1132 m ²	INCLUDED	
OFFICE	HSBC BUILDING	HSBC L9	1533 m ²	INCLUDED	
OFFICE	HSBC BUILDING	HSBC L10	1533 m ²	INCLUDED	
OFFICE	HSBC BUILDING	HSBC L11	1533 m ²	INCLUDED	
OFFICE	HSBC BUILDING	HSBC L12	1533 m ²	INCLUDED	
OFFICE	HSBC BUILDING	HSBC L13	1533 m ²	INCLUDED	
OFFICE	HSBC BUILDING	HSBC L14	1533 m ²	INCLUDED	
OFFICE	HSBC BUILDING	HSBC L15	1533 m ²	INCLUDED	
OFFICE	HSBC BUILDING	HSBC L16	1533 m ²	INCLUDED	
OFFICE	HSBC BUILDING	HSBC L17	1533 m ²	INCLUDED	
OFFICE	HSBC BUILDING	HSBC L18	1533 m ²	INCLUDED	
OFFICE	HSBC BUILDING	HSBC L19	1533 m ²	INCLUDED	
OFFICE	HSBC BUILDING	HSBC L20	1533 m ²	INCLUDED	
OFFICE	HSBC BUILDING	HSBC L21	1533 m ²	INCLUDED	
OFFICE	HSBC BUILDING	HSBC L22	1533 m ²	INCLUDED	
OFFICE	HSBC BUILDING	HSBC L23	1533 m ²	INCLUDED	
OFFICE	HSBC BUILDING	HSBC L24	1533 m ²	INCLUDED	
OFFICE	HSBC BUILDING	HSBC L25	1533 m ²	INCLUDED	
OFFICE	HSBC BUILDING	HSBC L26	1533 m ²	INCLUDED	
OFFICE	HSBC BUILDING	HSBC L27	1523 m ²	INCLUDED	
OFFICE	HSBC BUILDING	HSBC L28	1523 m ²	INCLUDED	
OFFICE	HSBC BUILDING	HSBC L29	1523 m ²	INCLUDED	
TOTAL GFA			42825 m ²		
SITE AREA			4730 m ²		

GFA SCHEDULE - AON BUILDING					
SPACE NAME	BUILDING	LEVEL	AREA	REF	
RETAIL	AON BUILDING	AON Arcade	1449 m ²	INCLUDED	
CAR PARKING	AON BUILDING	AON Arcade	1053 m ²	INCLUDED	
RETAIL	AON BUILDING	AON Plaza	771 m ²	INCLUDED	
LOBBY	AON BUILDING	AON Plaza	181 m ²	INCLUDED	
RETAIL	AON BUILDING	AON Plaza	107 m ²	INCLUDED	
CORE	AON BUILDING	AON Plaza	393 m ²	INCLUDED	
OFFICE	AON BUILDING	AON L1	1715 m ²	INCLUDED	
OFFICE	AON BUILDING	AON L2	1115 m ²	INCLUDED	
OFFICE	AON BUILDING	AON L3	1115 m ²	INCLUDED	
OFFICE	AON BUILDING	AON L4	1207 m ²	INCLUDED	
OFFICE	AON BUILDING	AON L5	1207 m ²	INCLUDED	
OFFICE	AON BUILDING	AON L6	1207 m ²	INCLUDED	
OFFICE	AON BUILDING	AON L7	1207 m ²	INCLUDED	
OFFICE	AON BUILDING	AON L8	1207 m ²	INCLUDED	
OFFICE	AON BUILDING	AON L9	1207 m ²	INCLUDED	
OFFICE	AON BUILDING	AON L10	1207 m ²	INCLUDED	
OFFICE	AON BUILDING	AON L11	1207 m ²	INCLUDED	
OFFICE	AON BUILDING	AON L12	1172 m ²	INCLUDED	
OFFICE	AON BUILDING	AON L13	1207 m ²	INCLUDED	
OFFICE	AON BUILDING	AON L14	1207 m ²	INCLUDED	
OFFICE	AON BUILDING	AON L15	1207 m ²	INCLUDED	
OFFICE	AON BUILDING	AON L16	1207 m ²	INCLUDED	
OFFICE	AON BUILDING	AON L17	1207 m ²	INCLUDED	
OFFICE	AON BUILDING	AON L18	1207 m ²	INCLUDED	
OFFICE	AON BUILDING	AON L19	1207 m ²	INCLUDED	
OFFICE	AON BUILDING	AON L20	1207 m ²	INCLUDED	
OFFICE	AON BUILDING	AON L21	1207 m ²	INCLUDED	
TOTAL GFA			29691 m ²		
SITE AREA			3704 m ²		

GFA SCHEDULE - DOWNTOWN WEST					
SPACE NAME	BUILDING	LEVEL	AREA	REF	
RESIDENTIAL STORES	DTW BUILDING	B-05	362 m ²	INCLUDED	
OPERATIONS	DTW BUILDING	B-05	12 m ²	INCLUDED	
RESIDENTIAL STORES	DTW BUILDING	B-04	362 m ²	INCLUDED	
OPERATIONS	DTW BUILDING	B-04	12 m ²	INCLUDED	
RESIDENTIAL STORES	DTW BUILDING	B-03	362 m ²	INCLUDED	
OPERATIONS	DTW BUILDING	B-03	12 m ²	INCLUDED	
MAIL ROOM	DTW BUILDING	B-02	31 m ²	INCLUDED	
DOCK OFFICE/WELLNESS	DTW BUILDING	B-02	94 m ²	INCLUDED	
STORAGE	DTW BUILDING	B-02	60 m ²	INCLUDED	
MAIL ROOM	DTW BUILDING	B-02	58 m ²	INCLUDED	
OPERATIONS	DTW BUILDING	B-02	12 m ²	INCLUDED	
STORAGE	DTW BUILDING	B-02	120 m ²	INCLUDED	
DOCK OFFICE/WELLNESS	DTW BUILDING	B-02	26 m ²	INCLUDED	
EOT	DTW BUILDING	B-01	276 m ²	INCLUDED	
OPERATIONS	DTW BUILDING	B-01	58 m ²	INCLUDED	
EOT	DTW BUILDING	B-01	293 m ²	INCLUDED	
P2 RETAIL	DTW BUILDING	L-00	327 m ²	MULTIPLIER	
P2 RETAIL	DTW BUILDING	L-00	194 m ²	MULTIPLIER	
P3 RETAIL	DTW BUILDING	L-00	361 m ²	INCLUDED	
P2 OFFICE LOBBY	DTW BUILDING	L-00	233 m ²	INCLUDED	
P3 RETAIL	DTW BUILDING	L-00	69 m ²	INCLUDED	
P2 RETAIL	DTW BUILDING	L-00	226 m ²	INCLUDED	
T2 RESI LOBBY	DTW BUILDING	L-00	363 m ²	INCLUDED	
T1/P1 CORE	DTW BUILDING	L-00	513 m ²	INCLUDED	
P3 OFFICE EOT	DTW BUILDING	L-00	655 m ²	INCLUDED	
P3 CIRCULATION	DTW BUILDING	L-00	284 m ²	INCLUDED	
PUBLIC OFFICE LOBBY SINGLE HEIGHT	DTW BUILDING	L-00	315 m ²	INCLUDED	
P2 RETAIL	DTW BUILDING	L-00	62 m ²	INCLUDED	
T2/P2 CORE	DTW BUILDING	L-00	86 m ²	INCLUDED	
MEETING ROOMS	DTW BUILDING	L-00	109 m ²	INCLUDED	
P2 OFFICE LOBBY	DTW BUILDING	L-00	51 m ²	INCLUDED	
PUBLIC OFFICE LOBBY SINGLE HEIGHT	DTW BUILDING	L-00	286 m ²	INCLUDED	
BUILDING MANAGEMENT	DTW BUILDING	L-00M	142 m ²	INCLUDED	
P3 RETAIL	DTW BUILDING	L-01	300 m ²	MULTIPLIER	
P3 FOOD MARKETPLACE	DTW BUILDING	L-01	605 m ²	INCLUDED	
P1 RETAIL	DTW BUILDING	L-01	23 m ²	INCLUDED	
T1/P1 CORE	DTW BUILDING	L-01	199 m ²	INCLUDED	
PUBLIC LIFT	DTW BUILDING	L-01	6 m ²	INCLUDED	
P3 CORE	DTW BUILDING	L-01	214 m ²	INCLUDED	
MEETING ROOMS	DTW BUILDING	L-01	189 m ²	INCLUDED	
T1/P1 CORE	DTW BUILDING	L-01	71 m ²	INCLUDED	
P2 OFFICE	DTW BUILDING	L-02	1729 m ²	INCLUDED	
T1/P1 CORE	DTW BUILDING	L-02	199 m ²	INCLUDED	
MEETING ROOMS	DTW BUILDING	L-02	189 m ²	INCLUDED	
T1/P1 CORE	DTW BUILDING	L-02	71 m ²	INCLUDED	
P2 OFFICE	DTW BUILDING	L-03	1730 m ²	INCLUDED	
P1 P2 BRIDGE	DTW BUILDING	L-03	53 m ²	INCLUDED	
P1 OFFICE	DTW BUILDING	L-03	2241 m ²	INCLUDED	
P2 OFFICE	DTW BUILDING	L-04	1731 m ²	INCLUDED	
P1 P2 BRIDGE	DTW BUILDING	L-04	53 m ²	INCLUDED	
P1 OFFICE	DTW BUILDING	L-04	2258 m ²	INCLUDED	
P2 OFFICE	DTW BUILDING	L-05	1731 m ²	INCLUDED	
P1 P2 BRIDGE	DTW BUILDING	L-05	53 m ²	INCLUDED	
P1 OFFICE	DTW BUILDING	L-05	2258 m ²	INCLUDED	
P2 OFFICE	DTW BUILDING	L-06	1731 m ²	INCLUDED	
P1 P2 BRIDGE	DTW BUILDING	L-06	53 m ²	INCLUDED	
P1 OFFICE	DTW BUILDING	L-06	2275 m ²	INCLUDED	
DOUBLE HEIGHT AMENITY	DTW BUILDING	L-07	532 m ²	MULTIPLIER	
RESIDENTS AMENITY	DTW BUILDING	L-07	378 m ²	INCLUDED	
P1 OFFICE	DTW BUILDING	L-07	1821 m ²	INCLUDED	
RESIDENTIAL	DTW BUILDING	T2-L-08	844 m ²	INCLUDED	
OFFICE	DTW BUILDING	T1-L-09	1477 m ²	INCLUDED	
RESIDENTIAL	DTW BUILDING	T2-L-09	866 m ²	INCLUDED	
OFFICE	DTW BUILDING	T1-L-10	1492 m ²	INCLUDED	
RESIDENTIAL	DTW BUILDING	T2-L-10	897 m ²	INCLUDED	
TCE (>75% ENCLOSED)	DTW BUILDING	T2-L-10	8 m ²	INCLUDED	
OFFICE	DTW BUILDING	T1-L-11	1505 m ²	INCLUDED	
RESIDENTIAL	DTW BUILDING	T2-L-11	905 m ²	INCLUDED	
TCE (>75% ENCLOSED)	DTW BUILDING	T2-L-11	8 m ²	INCLUDED	
RESIDENTIAL	DTW BUILDING	T2-L-12	914 m ²	INCLUDED	
TCE (>75% ENCLOSED)	DTW BUILDING	T2-L-12	8 m ²	INCLUDED	
OFFICE	DTW BUILDING	T1-L-12	1516 m ²	INCLUDED	
RESIDENTIAL	DTW BUILDING	T2-L-13	914 m ²	INCLUDED	
TCE (>75% ENCLOSED)	DTW BUILDING	T2-L-13	8 m ²	INCLUDED	
OFFICE	DTW BUILDING	T1-L-13	1526 m ²	INCLUDED	
RESIDENTIAL	DTW BUILDING	T2-L-14	916 m ²	INCLUDED	
TCE (>75% ENCLOSED)	DTW BUILDING	T2-L-14	8 m ²	INCLUDED	
OFFICE	DTW BUILDING	T1-L-14	1534 m ²	INCLUDED	
RESIDENTIAL	DTW BUILDING	T2-L-15	916 m ²	INCLUDED	
TCE (>75% ENCLOSED)	DTW BUILDING	T2-L-15	8 m ²	INCLUDED	
RESIDENTIAL	DTW BUILDING	T2-L-16	916 m ²	INCLUDED	
TCE (>75% ENCLOSED)	DTW BUILDING	T2-L-16	8 m ²	INCLUDED	
OFFICE	DTW BUILDING	T1-L-15	1540 m ²	INCLUDED	

RESIDENTIAL	DTW BUILDING	T2-L-17	921 m ²	INCLUDED	
TCE (>75% ENCLOSED)	DTW BUILDING	T2-L-17	8 m ²	INCLUDED	
OFFICE	DTW BUILDING	T1-L-16	1544 m ²	INCLUDED	
RESIDENTIAL	DTW BUILDING	T2-L-18	921 m ²	INCLUDED	
TCE (>75% ENCLOSED)	DTW BUILDING	T2-L-18	8 m ²	INCLUDED	
OFFICE	DTW BUILDING	T1-L-17	1546 m ²	INCLUDED	
RESIDENTIAL	DTW BUILDING	T2-L-19	921 m ²	INCLUDED	
TCE (>75% ENCLOSED)	DTW BUILDING	T2-L-19	8 m ²	INCLUDED	
OFFICE	DTW BUILDING	T1-L-18	1547 m ²	INCLUDED	
RESIDENTIAL	DTW BUILDING	T2-L-20	926 m ²	INCLUDED	
TCE (>75% ENCLOSED)	DTW BUILDING	T2-L-20	8 m ²	INCLUDED	
RESIDENTIAL	DTW BUILDING	T2-L-21	926 m ²	INCLUDED	
TCE (>75% ENCLOSED)	DTW BUILDING	T2-L-21	8 m ²	INCLUDED	
OFFICE	DTW BUILDING	T1-L-19	1547 m ²	INCLUDED	
RESIDENTIAL	DTW BUILDING	T2-L-22	926 m ²	INCLUDED	
TCE (>75% ENCLOSED)	DTW BUILDING	T2-L-22	8 m ²	INCLUDED	
OFFICE	DTW BUILDING	T1-L-20	1547 m ²	INCLUDED	
RESIDENTIAL	DTW BUILDING	T2-L-23	930 m ²	INCLUDED	
TCE (>75% ENCLOSED)	DTW BUILDING	T2-L-23	8 m ²	INCLUDED	
RESIDENTIAL	DTW BUILDING	T2-L-24	930 m ²	INCLUDED	
TCE (>75% ENCLOSED)	DTW BUILDING	T2-L-24	8 m ²	INCLUDED	
OFFICE	DTW BUILDING	T1-L-22	903 m ²	INCLUDED	
RESIDENTIAL	DTW BUILDING	T2-L-25	930 m ²	INCLUDED	
TCE (>75% ENCLOSED)	DTW BUILDING	T2-L-25	8 m ²	INCLUDED	
RESIDENTIAL	DTW BUILDING	T2-L-26	943 m ²	INCLUDED	
TCE (>75% ENCLOSED)	DTW BUILDING	T2-L-26	8 m ²	INCLUDED	
OFFICE	DTW BUILDING	T1-L-23	1547 m ²	INCLUDED	
RESIDENTIAL	DTW BUILDING	T2-L-27	942 m ²	INCLUDED	
TCE (>75% ENCLOSED)	DTW BUILDING	T2-L-27	8 m ²	INCLUDED	
OFFICE	DTW BUILDING	T1-L-24	1547 m ²	INCLUDED	
RESIDENTIAL	DTW BUILDING	T2-L-28	841 m ²	INCLUDED	
TCE (>75% ENCLOSED)	DTW BUILDING	T2-L-28	8 m ²	INCLUDED	
OFFICE	DTW BUILDING	T1-L-25	1545 m ²	INCLUDED	
RESIDENTIAL	DTW BUILDING	T2-L-29	945 m ²	INCLUDED	
TCE (>75% ENCLOSED)	DTW BUILDING	T2-L-29	43 m ²	INCLUDED	
OFFICE	DTW BUILDING	T1-L-26	1542 m ²	INCLUDED	
RESIDENTIAL	DTW BUILDING	T2-L-30	945 m ²	INCLUDED	
TCE (>75% ENCLOSED)	DTW BUILDING	T2-L-30	41 m ²	INCLUDED	
RESIDENTIAL	DTW BUILDING	T2-L-31	945 m ²	INCLUDED	
TCE (>75% ENCLOSED)	DTW BUILDING	T2-L-31	38 m ²	INCLUDED	
OFFICE	DTW BUILDING	T1-L-27	1539 m ²	INCLUDED	
RESIDENTIAL	DTW BUILDING	T2-L-32	963 m ²	INCLUDED	
TCE (>75%					

GFA SCHEDULE - DTW BUILDING B-06

SPACE NAME	BUILDING	LEVEL	AREA	REF
OPERATIONS	DTW BUILDING	B-05	12 m ²	INCLUDED
RESIDENTIAL STORES	DTW BUILDING	B-05	362 m ²	INCLUDED
TOTAL GFA:			374 m ²	

GFA SCHEDULE - DTW BUILDING B-05

SPACE NAME	BUILDING	LEVEL	AREA	REF
OPERATIONS	DTW BUILDING	B-05	12 m ²	INCLUDED
RESIDENTIAL STORES	DTW BUILDING	B-05	362 m ²	INCLUDED
TOTAL GFA:			374 m ²	

All dimension to be verified on site before producing shop drawings or commencing any work. Do not scale. The copyright of this drawing remains with Warren and Mahoney Architects New Zealand Ltd.

Revisions

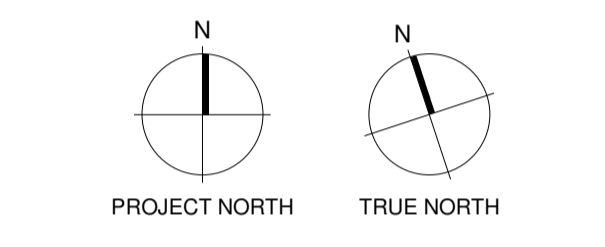
- A 31/05/24 RC METRICS
- B 07/06/24 DRAFT RC ISSUE
- C 01/07/24 DRAFT RC ISSUE
- D 22/07/24 DRAFT RC ISSUE
- E 22/07/24 RC ISSUE
- F 09/12/24 DESIGN UPDATE RC RFI 1

Notes

COMMERCIAL IN CONFIDENCE

GFA PLAN KEY:

- INCLUDED IN GFA
- EXCLUDED FROM GFA
- INTERIOR VOID - EXCLUDED FROM GFA
- EXTERIOR - EXCLUDED FROM GFA
- VERTICAL DISTANCE BETWEEN STOREYS EXCEEDS 6M - MULTIPLIED IN GFA



Consultants

- RCP Project Manager
- RLB Quantity Surveyor
- HOLMES Structural Engineer
- MOTT MAC DONALD Services Engineer
- CROSSFIRE Fire Engineer
- TONKIN + TAYLOR Civil Engineer
- FLOW Traffic Engineer

Client

Precinct
PROPERTIES NEW ZEALAND

Warren and Mahoney Architects New Zealand Ltd

Ground Floor, Mason Bros.
139 Pakenham Street West
Wynyard Quarter
Auckland 1010
New Zealand
Phone + 64 9 309 4894

Registered Architects and Designers
www.warrenandmahoney.com

Project Title

DOWNTOWN WEST

2 LOWER HOBSON STREET,
AUCKLAND CBD, AUCKLAND 1010

Drawing Title

GFA AREA PLAN - DTW BUILDING B06 - B05

Drawing Status

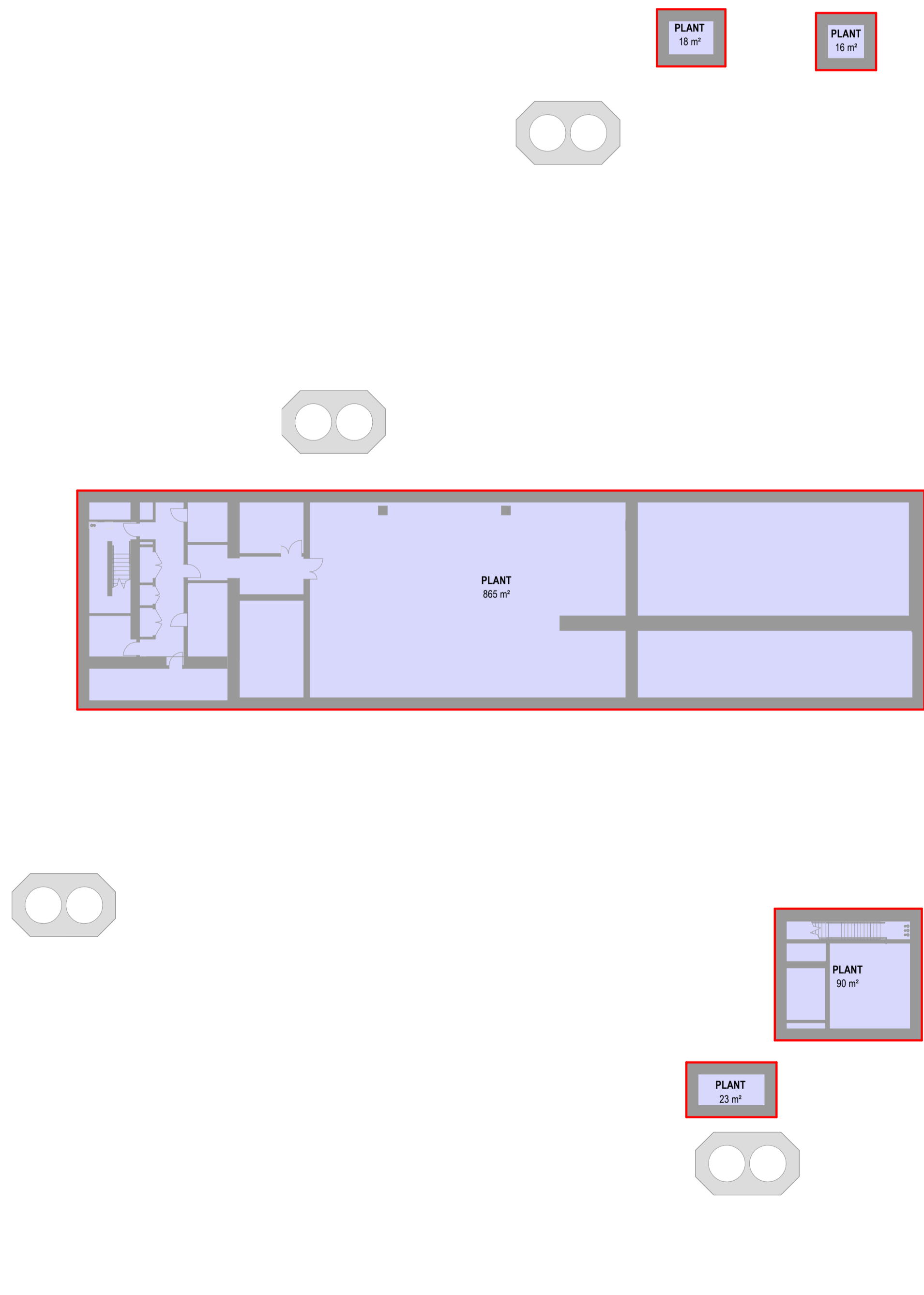
RESOURCE CONSENT ISSUE

Drawing Details

Scale 1:250 @ A1
Date 09/12/24
Job No 9234
Drawn WAM
Checked WAM

Drawing No RC05-0101
Revision F

WARREN AND MAHONEY



GFA PLAN - DTW LEVEL B-06
1:250



GFA PLAN - DTW LEVEL B-05
1:250

GFA SCHEDULE - DTW BUILDING B-04				
SPACE NAME	BUILDING	LEVEL	AREA	REF
OPERATIONS	DTW BUILDING	B-04	12 m ²	INCLUDED
RESIDENTIAL STORES	DTW BUILDING	B-04	362 m ²	INCLUDED
TOTAL GFA:			374 m ²	

GFA SCHEDULE - DTW BUILDING B-03				
SPACE NAME	BUILDING	LEVEL	AREA	REF
OPERATIONS	DTW BUILDING	B-03	12 m ²	INCLUDED
RESIDENTIAL STORES	DTW BUILDING	B-03	362 m ²	INCLUDED
TOTAL GFA:			374 m ²	

All dimension to be verified on site before producing shop drawings or commencing any work. Do not scale. The copyright of this drawing remains with Warren and Mahoney Architects New Zealand Ltd.

Revisions

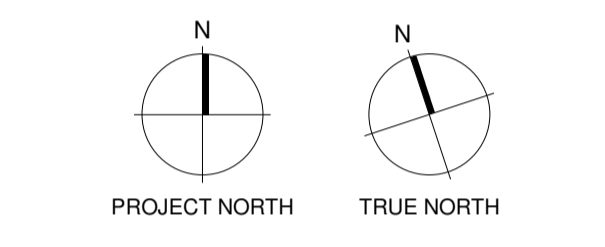
A 31/05/24 RC METRICS
 B 07/06/24 DRAFT RC ISSUE
 C 01/07/24 DRAFT RC ISSUE
 D 22/07/24 DRAFT RC ISSUE
 E 22/07/24 RC ISSUE
 F 09/12/24 DESIGN UPDATE RC RFI 1

Notes

COMMERCIAL IN CONFIDENCE

GFA PLAN KEY:

- INCLUDED IN GFA
- EXCLUDED FROM GFA
- INTERIOR VOID - EXCLUDED FROM GFA
- EXTERIOR - EXCLUDED FROM GFA
- VERTICAL DISTANCE BETWEEN STOREYS EXCEEDS 6M - MULTIPLIED IN GFA



Consultants

RCP
Project Manager

RLB
Quantity Surveyor

HOLMES
Structural Engineer

MOTT MAC DONALD
Services Engineer

CROSSFIRE
Fire Engineer

TONKIN + TAYLOR
Civil Engineer

FLOW
Traffic Engineer

Client

Precinct
PROPERTIES NEW ZEALAND

**Warren and Mahoney Architects
New Zealand Ltd**

Ground Floor, Mason Bros.
139 Pakeman Street West
Wynyard Quarter
Auckland 1010
New Zealand
Phone + 64 9 309 4894

Registered Architects and Designers
www.warrenandmahoney.com

Project Title

DOWNTOWN WEST

2 LOWER HOBSON STREET,
AUCKLAND CBD, AUCKLAND 1010

Drawing Title

**GFA AREA PLAN -
DTW BUILDING B04 -
B03**

Drawing Status

**RESOURCE CONSENT
ISSUE**

Drawing Details

Scale 1:250 @ A1
 Date 09/12/24
 Job No 9234
 Drawn WAM
 Checked WAM

Drawing No RC05-0102
Revision (F)

WARREN AND MAHONEY

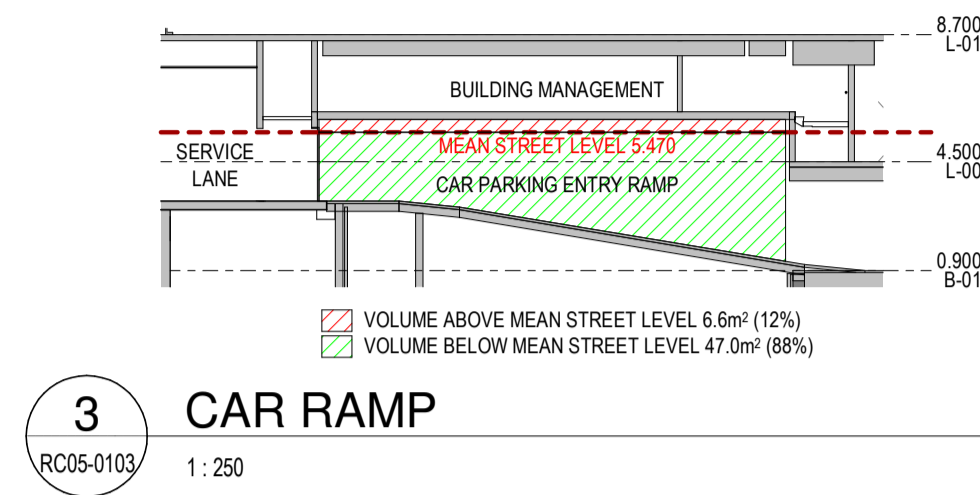


GFA PLAN - DTW LEVEL B-04
1:250

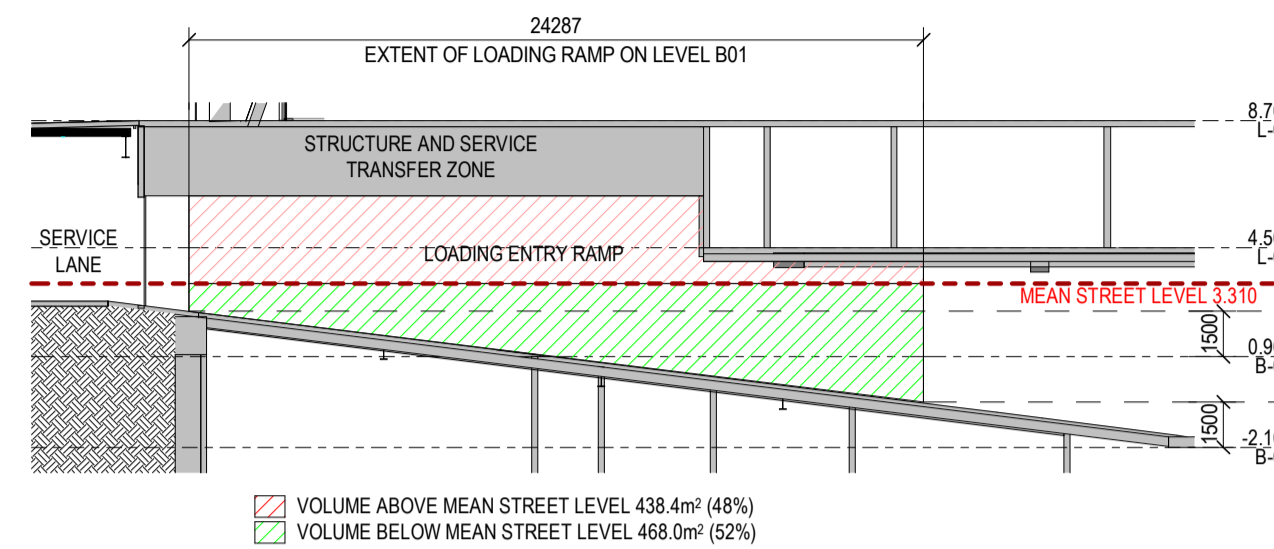
GFA PLAN - DTW LEVEL B-03
1:250

GFA SCHEDULE - DTW BUILDING B-02				
SPACE NAME	BUILDING	LEVEL	AREA	REF
DOCK OFFICE/ WELLNESS	DTW BUILDING	B-02	121 m ²	INCLUDED
MAIL ROOM	DTW BUILDING	B-02	89 m ²	INCLUDED
OPERATIONS	DTW BUILDING	B-02	12 m ²	INCLUDED
STORAGE	DTW BUILDING	B-02	180 m ²	INCLUDED
TOTAL GFA:			401 m ²	

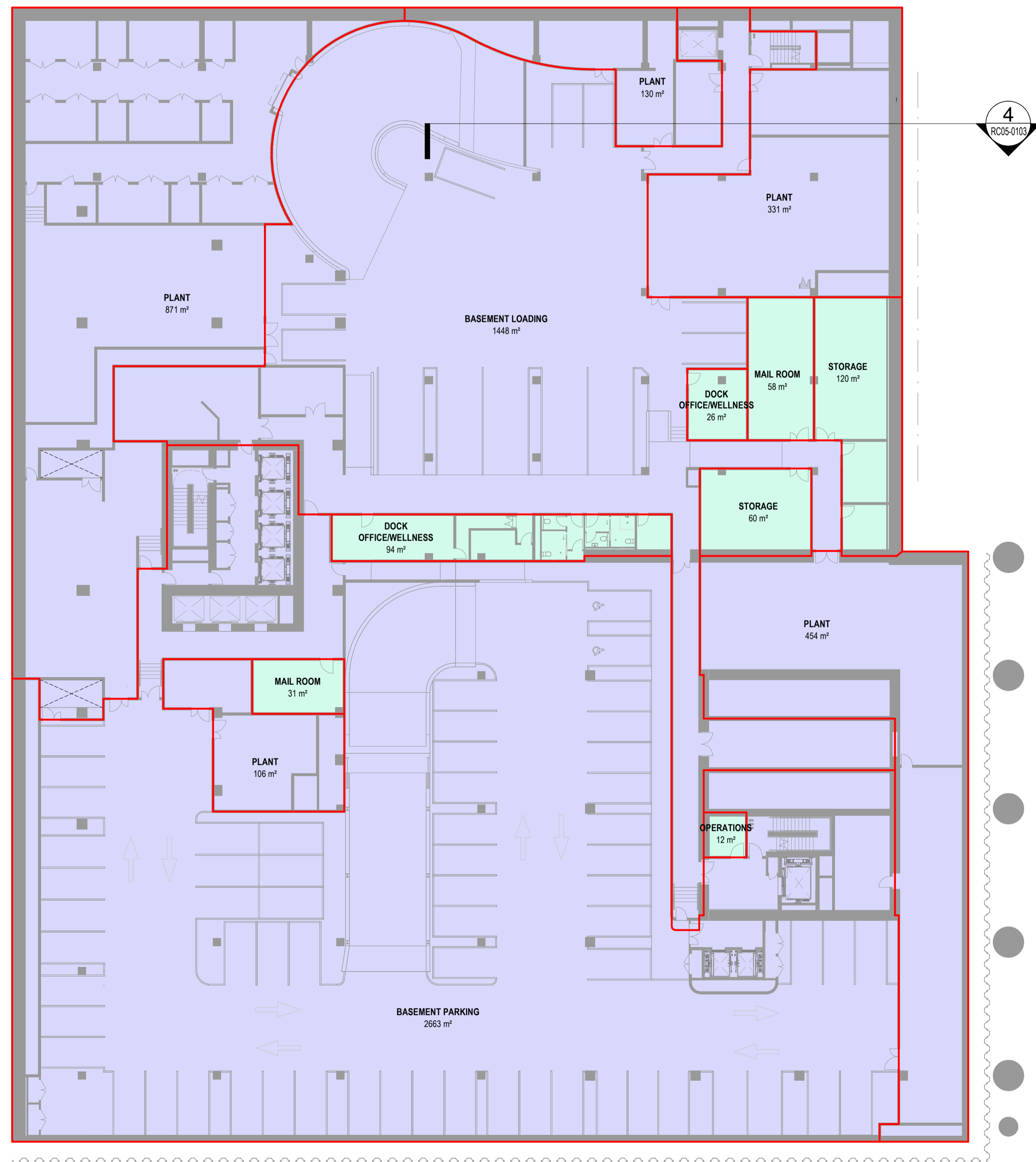
GFA SCHEDULE - DTW BUILDING B-01				
SPACE NAME	BUILDING	LEVEL	AREA	REF
EOT	DTW BUILDING	B-01	569 m ²	INCLUDED
OPERATIONS	DTW BUILDING	B-01	58 m ²	INCLUDED
TOTAL GFA:			628 m ²	



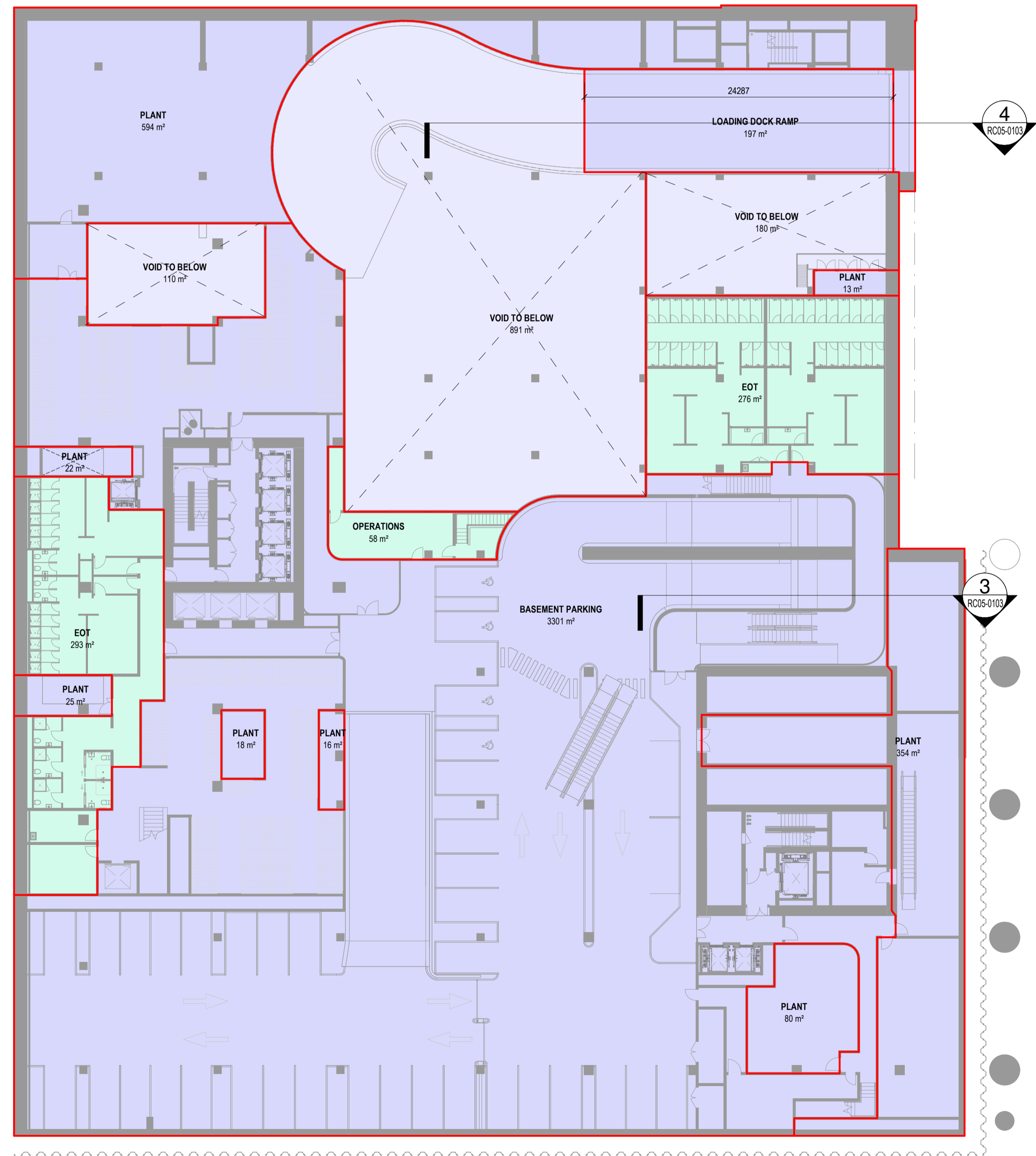
3 CAR RAMP
RC05-0103 1:250



4 LOADING RAMP
RC05-0103 1:250



GFA PLAN - DTW LEVEL B-02
1:250



GFA PLAN - DTW LEVEL B-01
1:250

All dimension to be verified on site before producing shop drawings or commencing any work. Do not scale. The copyright of this drawing remains with Warren and Mahoney Architects New Zealand Ltd.

Revisions

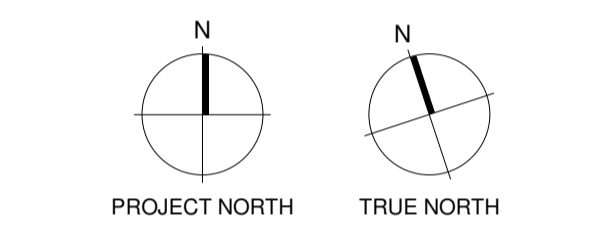
A 31/05/24 RC METRICS
B 07/06/24 DRAFT RC ISSUE
C 01/07/24 DRAFT RC ISSUE
D 22/07/24 DRAFT RC ISSUE
E 22/07/24 RC ISSUE
F 09/12/24 DESIGN UPDATE RC RFI 1

Notes

COMMERCIAL IN CONFIDENCE

GFA PLAN KEY:

- INCLUDED IN GFA
- EXCLUDED FROM GFA
- INTERIOR VOID - EXCLUDED FROM GFA
- EXTERIOR - EXCLUDED FROM GFA
- VERTICAL DISTANCE BETWEEN STOREYS EXCEEDS 6M - MULTIPLIED IN GFA



Consultants

RCP
Project Manager

RLB
Quantity Surveyor

HOLMES
Structural Engineer

MOTT MAC DONALD
Services Engineer

CROSSFIRE
Fire Engineer

TONKIN + TAYLOR
Civil Engineer

FLOW
Traffic Engineer

Client

Precinct
PROPERTIES NEW ZEALAND

Warren and Mahoney Architects
New Zealand Ltd

Ground Floor, Mason Bros.
139 Pakenham Street West
Wynyard Quarter
Auckland 1010
New Zealand
Phone + 64 9 309 4894

Registered Architects and Designers
www.warrenandmahoney.com

Project Title

DOWNTOWN WEST

2 LOWER HOBSON STREET,
AUCKLAND CBD, AUCKLAND 1010

Drawing Title

**GFA AREA PLAN -
DTW BUILDING B02 -
B01**

Drawing Status

**RESOURCE CONSENT
ISSUE**

Drawing Details

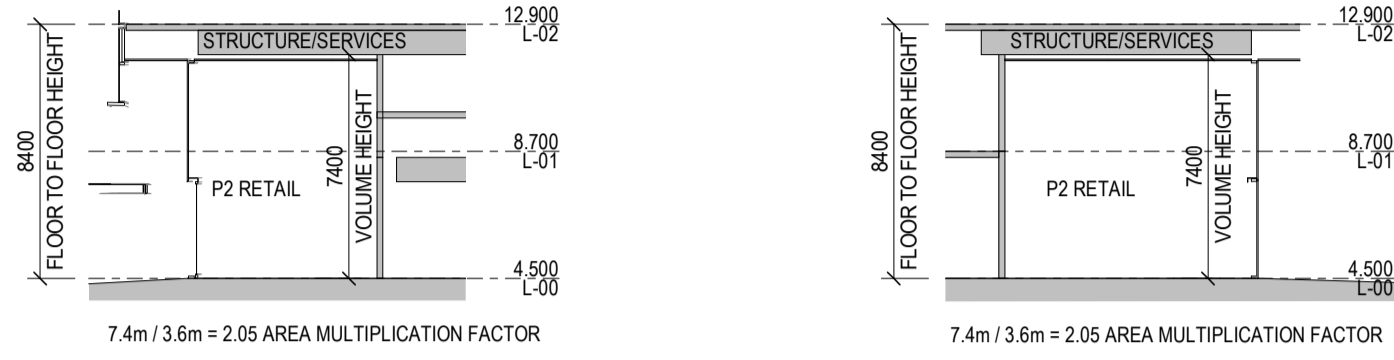
Scale 1:250 @ A1
Date 09/12/24
Job No 9234
Drawn WAM
Checked WAM

Drawing No RC05-0103
Revision F

WARREN AND MAHONEY

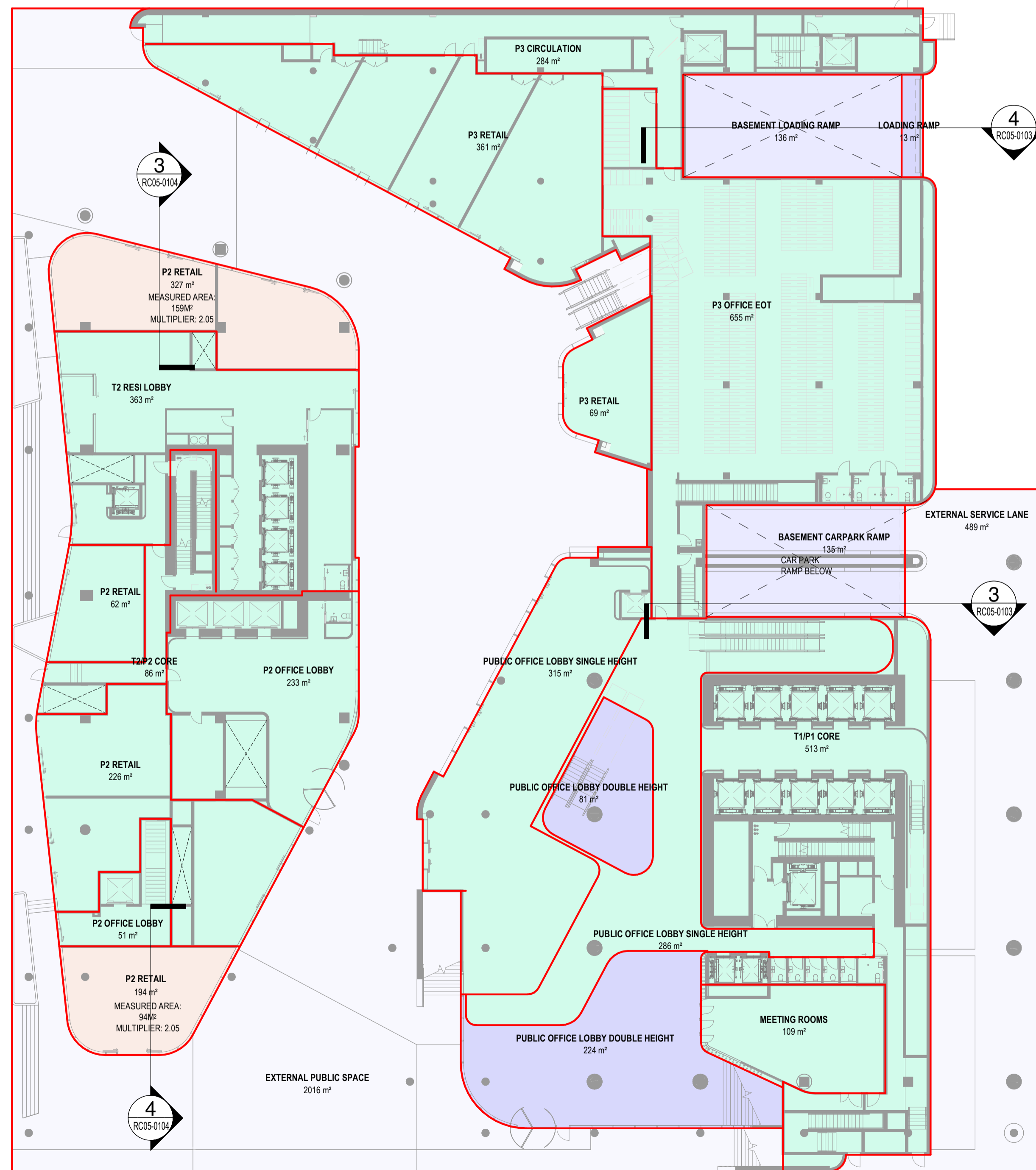
GFA SCHEDULE - DTW BUILDING L-00				
SPACE NAME	BUILDING	LEVEL	AREA	REF
MEETING ROOMS	DTW BUILDING	L-00	109 m ²	INCLUDED
P2 OFFICE LOBBY	DTW BUILDING	L-00	284 m ²	INCLUDED
P2 RETAIL	DTW BUILDING	L-00	288 m ²	INCLUDED
P3 CIRCULATION	DTW BUILDING	L-00	284 m ²	INCLUDED
P3 OFFICE EOT	DTW BUILDING	L-00	655 m ²	INCLUDED
P3 RETAIL	DTW BUILDING	L-00	430 m ²	INCLUDED
PUBLIC OFFICE LOBBY SINGLE HEIGHT	DTW BUILDING	L-00	602 m ²	INCLUDED
T1/P1 CORE	DTW BUILDING	L-00	513 m ²	INCLUDED
T2 RESI LOBBY	DTW BUILDING	L-00	363 m ²	INCLUDED
T2/P2 CORE	DTW BUILDING	L-00	86 m ²	INCLUDED
P2 RETAIL	DTW BUILDING	L-00	327 m ²	MULTIPLIER
P2 RETAIL	DTW BUILDING	L-00	194 m ²	MULTIPLIER
TOTAL GFA:			4132 m ²	

GFA SCHEDULE - DTW BUILDING L-00M				
SPACE NAME	BUILDING	LEVEL	AREA	REF
BUILDING MANAGEMENT	DTW BUILDING	L-00M	142 m ²	INCLUDED
TOTAL GFA:			142 m ²	



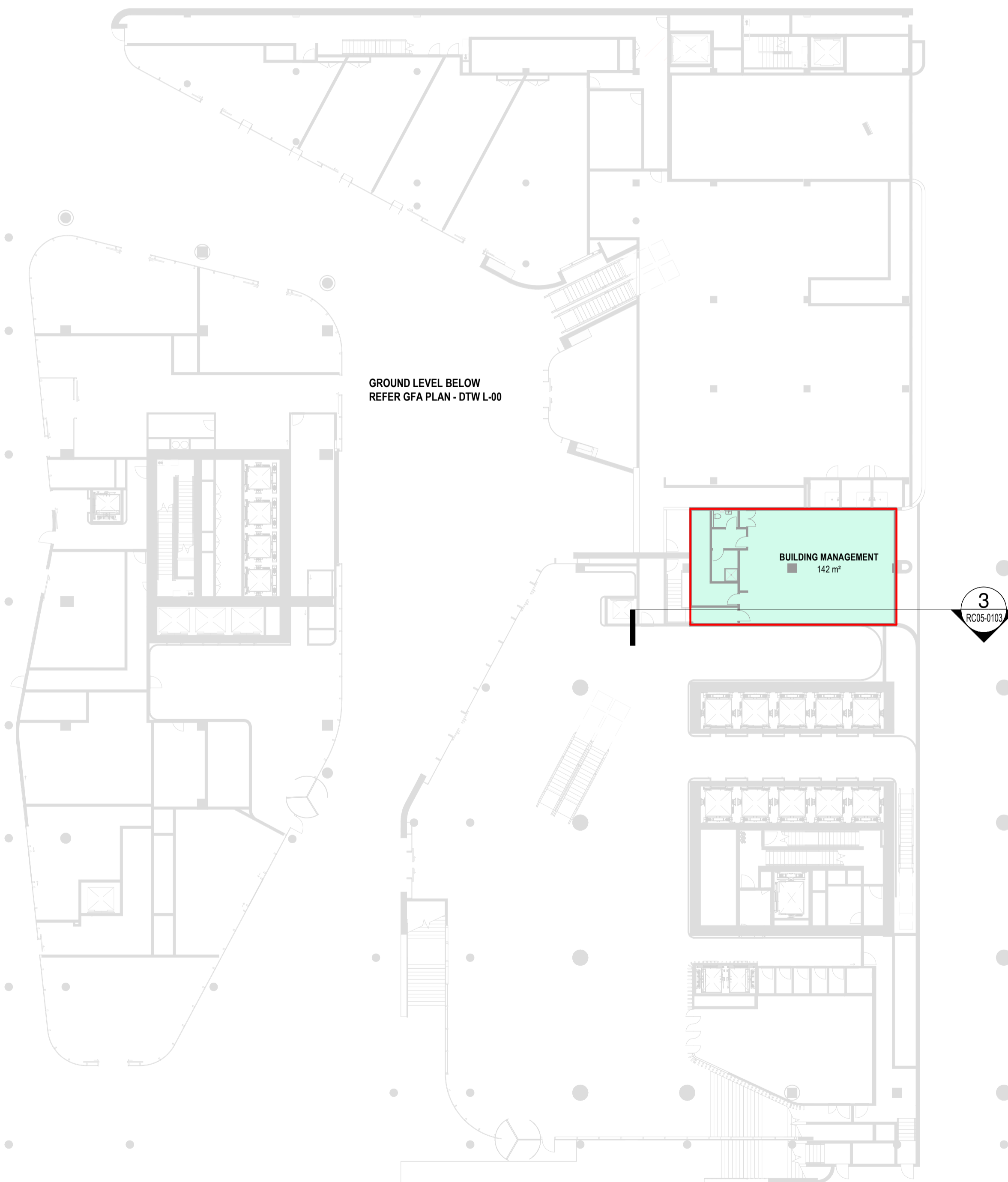
3 P2 RETAIL NORTH
RC05-0104 1:250

4 P2 RETAIL SOUTH
RC05-0104 1:250



GFA PLAN - DTW LEVEL L-00

1:250



GFA PLAN - DTW LEVEL L-00M

1:250

All dimension to be verified on site before producing shop drawings or commencing any work. Do not scale. The copyright of this drawing remains with Warren and Mahoney Architects New Zealand Ltd.

Revisions

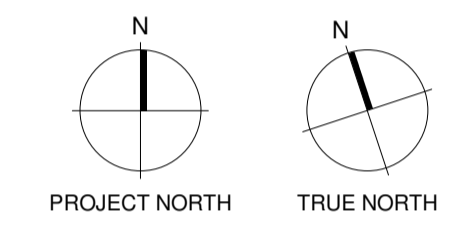
- A 31/05/24 RC METRICS
- B 07/06/24 DRAFT RC ISSUE
- C 01/07/24 DRAFT RC ISSUE
- D 22/07/24 DRAFT RC ISSUE
- E 22/07/24 RC ISSUE
- F 09/12/24 DESIGN UPDATE RC RFI 1

Notes

COMMERCIAL IN CONFIDENCE

GFA PLAN KEY:

- INCLUDED IN GFA
- EXCLUDED FROM GFA
- INTERIOR VOID - EXCLUDED FROM GFA
- EXTERIOR - EXCLUDED FROM GFA
- VERTICAL DISTANCE BETWEEN STOREYS EXCEEDS 6M - MULTIPLIED IN GFA



Consultants

- RCP Project Manager
- RLB Quantity Surveyor
- HOLMES Structural Engineer
- MOTT MAC DONALD Services Engineer
- CROSSFIRE Fire Engineer
- TONKIN + TAYLOR Civil Engineer
- FLOW Traffic Engineer

Client



Warren and Mahoney Architects New Zealand Ltd

Ground Floor, Mason Bros.
139 Pakenham Street West
Wynyard Quarter
Auckland 1010
New Zealand
Phone + 64 9 309 4894

Registered Architects and Designers
www.warrenandmahoney.com

Project Title

DOWNTOWN WEST

2 LOWER HOBSON STREET,
AUCKLAND CBD, AUCKLAND 1010

Drawing Title

GFA AREA PLAN -
DTW BUILDING L00 -
L00M

Drawing Status

RESOURCE CONSENT
ISSUE

Drawing Details

Scale	1:250 @ A1
Date	09/12/24
Job No	9234
Drawn	WAM
Checked	WAM

Drawing No

RC05-0104

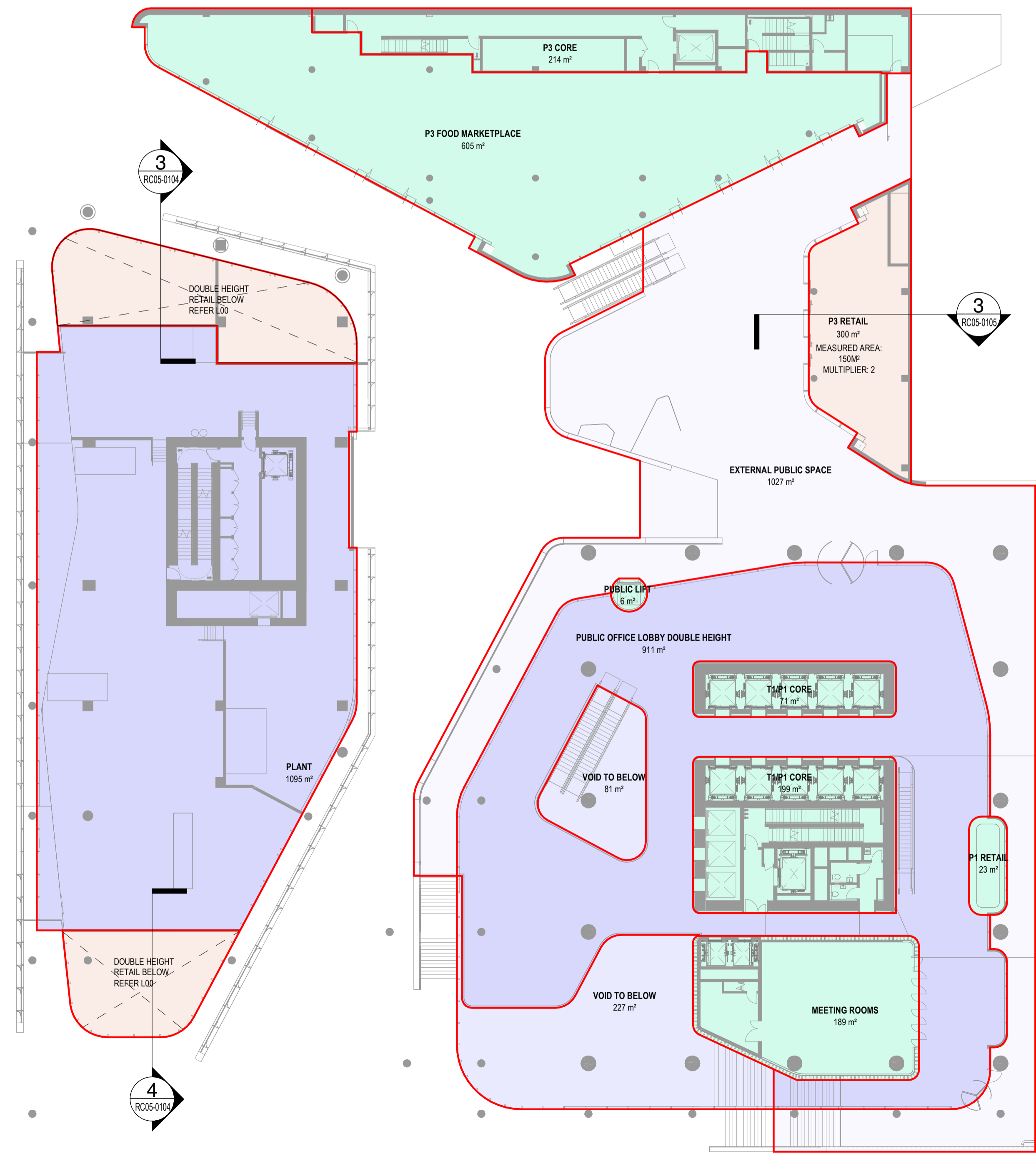
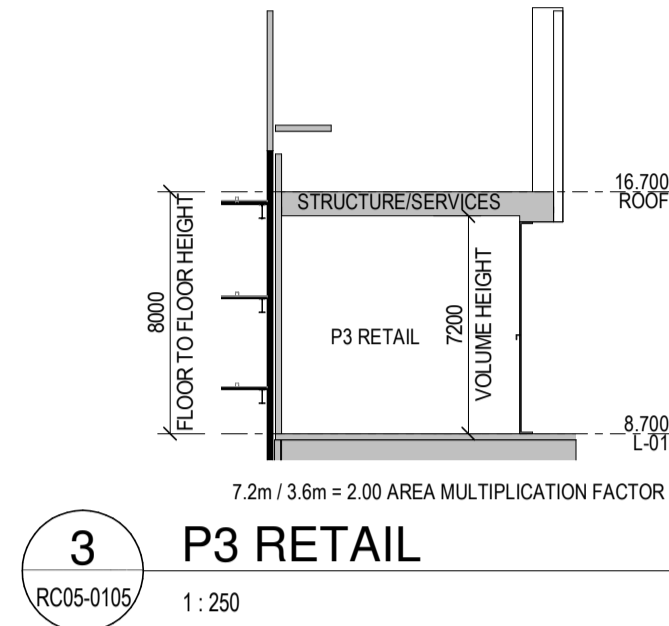
Revision

F

WARREN AND MAHONEY

GFA SCHEDULE - DTW BUILDING L-01				
SPACE NAME	BUILDING	LEVEL	AREA	REF
MEETING ROOMS	DTW BUILDING	L-01	189 m ²	INCLUDED
P1 RETAIL	DTW BUILDING	L-01	23 m ²	INCLUDED
P3 CORE	DTW BUILDING	L-01	214 m ²	INCLUDED
P3 FOOD MARKETPLACE	DTW BUILDING	L-01	605 m ²	INCLUDED
PUBLIC LIFT	DTW BUILDING	L-01	6 m ²	INCLUDED
T1/P1 CORE	DTW BUILDING	L-01	270 m ²	INCLUDED
P3 RETAIL	DTW BUILDING	L-01	300 m ²	MULTIPLIER
TOTAL GFA:			1606 m ²	

GFA SCHEDULE - DTW BUILDING L-02				
SPACE NAME	BUILDING	LEVEL	AREA	REF
MEETING ROOMS	DTW BUILDING	L-02	189 m ²	INCLUDED
P2 OFFICE	DTW BUILDING	L-02	1729 m ²	INCLUDED
T1/P1 CORE	DTW BUILDING	L-02	270 m ²	INCLUDED
TOTAL GFA:			2189 m ²	



GFA PLAN - DTW LEVEL L-01

1:250



GFA PLAN - DTW LEVEL L-02

1:250

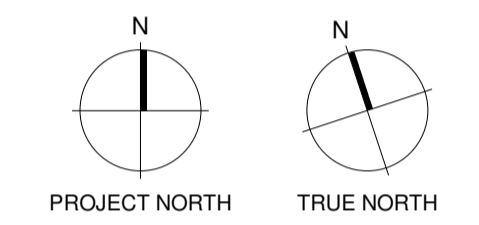
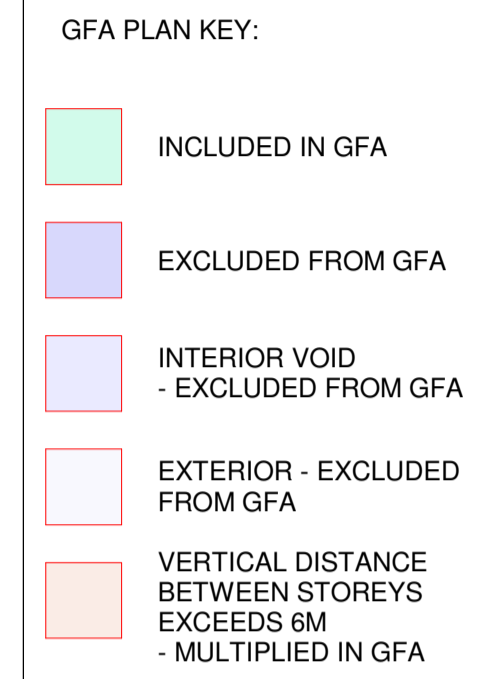
All dimension to be verified on site before producing shop drawings or commencing any work. Do not scale. The copyright of this drawing remains with Warren and Mahoney Architects New Zealand Ltd.

Revisions

- A 31/05/24 RC METRICS
- B 07/06/24 DRAFT RC ISSUE
- C 01/07/24 DRAFT RC ISSUE
- D 22/07/24 DRAFT RC ISSUE
- E 22/07/24 RC ISSUE
- F 09/12/24 DESIGN UPDATE RC RFI 1

Notes

COMMERCIAL IN CONFIDENCE



Consultants

- RCP Project Manager
- RLB Quantity Surveyor
- HOLMES Structural Engineer
- MOTT MAC DONALD Services Engineer
- CROSSFIRE Fire Engineer
- TONKIN + TAYLOR Civil Engineer
- FLOW Traffic Engineer

Client



Warren and Mahoney Architects New Zealand Ltd

Ground Floor, Mason Bros.
139 Pakenham Street West
Wynyard Quarter
Auckland 1010
New Zealand
Phone + 64 9 309 4894

Registered Architects and Designers
www.warrenandmahoney.com

Project Title

DOWNTOWN WEST
2 LOWER HOBSON STREET,
AUCKLAND CBD, AUCKLAND 1010

Drawing Title

GFA AREA PLAN - DTW BUILDING L01 - L02

Drawing Status

RESOURCE CONSENT ISSUE

Drawing Details

Scale	1:250 @ A1
Date	09/12/24
Job No	9234
Drawn	WAM
Checked	WAM

Drawing No

RC05-0105

Revision

F

WARREN AND MAHONEY

GFA SCHEDULE - DTW BUILDING L-02M

SPACE NAME	BUILDING	LEVEL	AREA	REF
------------	----------	-------	------	-----

GFA SCHEDULE - DTW BUILDING L-03

SPACE NAME	BUILDING	LEVEL	AREA	REF
P1 OFFICE	DTW BUILDING	L-03	2241 m ²	INCLUDED
P1 P2 BRIDGE	DTW BUILDING	L-03	53 m ²	INCLUDED
P2 OFFICE	DTW BUILDING	L-03	1730 m ²	INCLUDED
TOTAL GFA:			4024 m ²	

All dimension to be verified on site before producing shop drawings or commencing any work. Do not scale. The copyright of this drawing remains with Warren and Mahoney Architects New Zealand Ltd.

Revisions

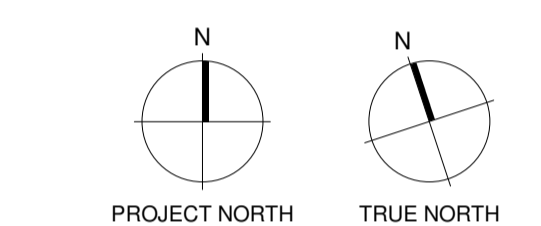
A 31/05/24	RC METRICS
B 07/06/24	DRAFT RC ISSUE
C 01/07/24	DRAFT RC ISSUE
D 22/07/24	DRAFT RC ISSUE
E 22/07/24	RC ISSUE
F 09/12/24	DESIGN UPDATE RC RFI 1

Notes

COMMERCIAL IN CONFIDENCE

GFA PLAN KEY:

■	INCLUDED IN GFA
■	EXCLUDED FROM GFA
■	INTERIOR VOID - EXCLUDED FROM GFA
■	EXTERIOR - EXCLUDED FROM GFA
■	VERTICAL DISTANCE BETWEEN STOREYS EXCEEDS 6M - MULTIPLIED IN GFA



Consultants

RCP
Project Manager
RLB
Quantity Surveyor
HOLMES
Structural Engineer
MOTT MAC DONALD
Services Engineer
CROSSFIRE
Fire Engineer
TONKIN + TAYLOR
Civil Engineer
FLOW
Traffic Engineer

Client



Warren and Mahoney Architects New Zealand Ltd

Ground Floor, Mason Bros.
139 Pakenham Street West
Wynyard Quarter
Auckland 1010
New Zealand
Phone + 64 9 309 4894

Registered Architects and Designers
www.warrenandmahoney.com

Project Title

DOWNTOWN WEST

2 LOWER HOBSON STREET,
AUCKLAND CBD, AUCKLAND 1010

Drawing Title

**GFA AREA PLAN -
DTW BUILDING L02M
- L03**

Drawing Status

**RESOURCE CONSENT
ISSUE**

Drawing Details

Scale	1:250 @ A1
Date	09/12/24
Job No	9234
Drawn	WAM
Checked	WAM

Drawing No **Revision**

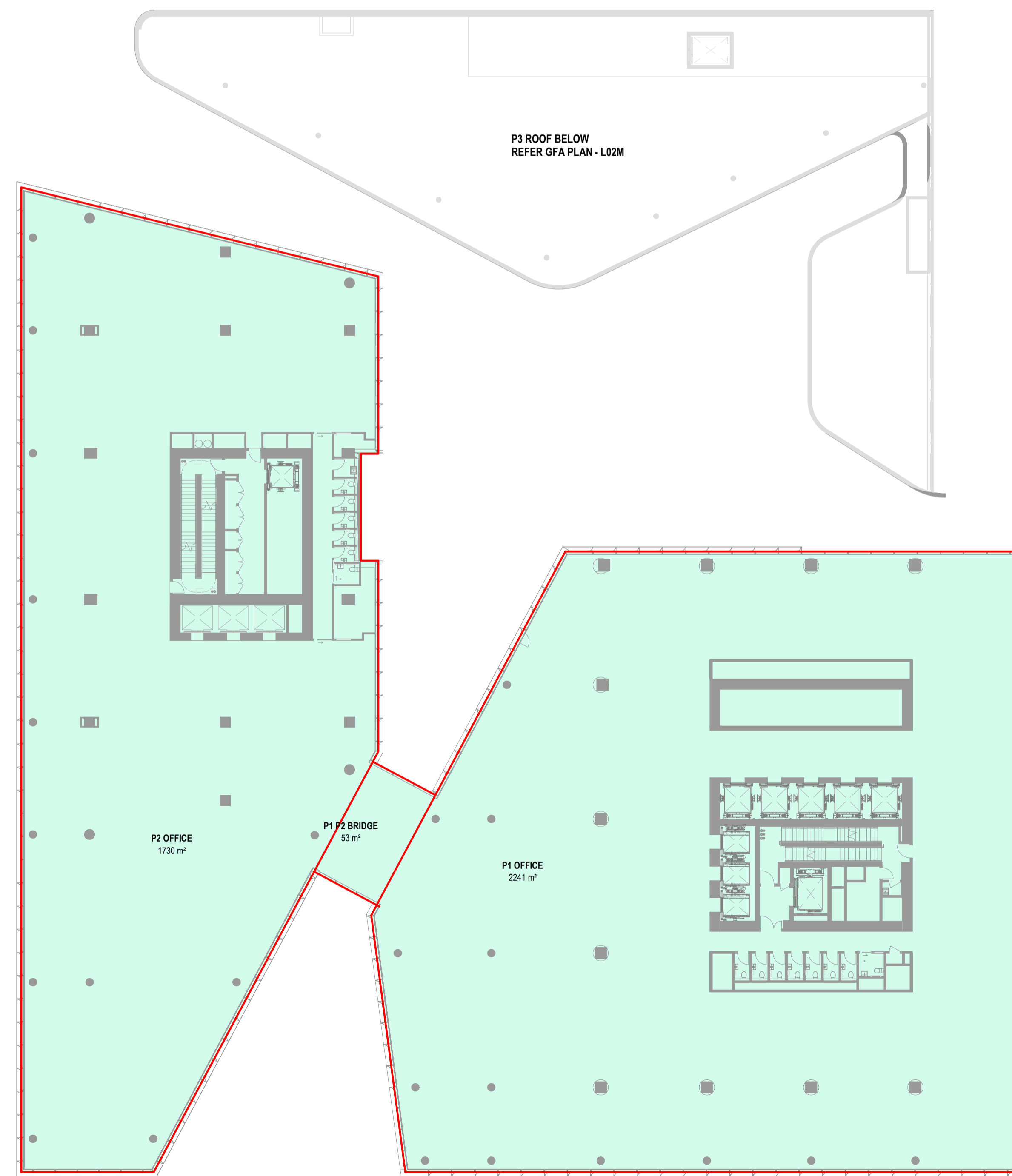
RC05-0106 **F**

WARREN AND MAHONEY



GFA PLAN - DTW LEVEL L-02M

1:250



GFA PLAN - DTW LEVEL L-03

1:250

GFA SCHEDULE - DTW BUILDING L-04				
SPACE NAME	BUILDING	LEVEL	AREA	REF
P1 OFFICE	DTW BUILDING	L-04	2258 m ²	INCLUDED
P1 P2 BRIDGE	DTW BUILDING	L-04	53 m ²	INCLUDED
P2 OFFICE	DTW BUILDING	L-04	1731 m ²	INCLUDED
TOTAL GFA:			4042 m ²	

GFA SCHEDULE - DTW BUILDING L-05				
SPACE NAME	BUILDING	LEVEL	AREA	REF
P1 OFFICE	DTW BUILDING	L-05	2258 m ²	INCLUDED
P1 P2 BRIDGE	DTW BUILDING	L-05	53 m ²	INCLUDED
P2 OFFICE	DTW BUILDING	L-05	1731 m ²	INCLUDED
TOTAL GFA:			4042 m ²	

All dimension to be verified on site before producing shop drawings or commencing any work. Do not scale. The copyright of this drawing remains with Warren and Mahoney Architects New Zealand Ltd.

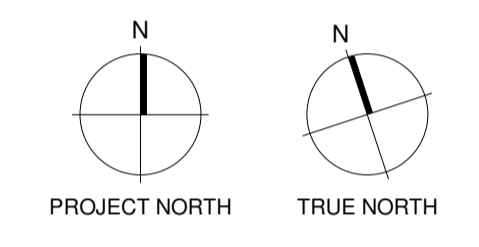
Revisions

- A 31/05/24 RC METRICS
- B 07/06/24 DRAFT RC ISSUE
- C 01/07/24 DRAFT RC ISSUE
- D 22/07/24 DRAFT RC ISSUE
- E 22/07/24 RC ISSUE
- F 09/12/24 DESIGN UPDATE RC RFI 1

Notes

COMMERCIAL IN CONFIDENCE

GFA PLAN KEY:	
■	INCLUDED IN GFA
■	EXCLUDED FROM GFA
■	INTERIOR VOID - EXCLUDED FROM GFA
■	EXTERIOR - EXCLUDED FROM GFA
■	VERTICAL DISTANCE BETWEEN STOREYS EXCEEDS 6M - MULTIPLIED IN GFA



Consultants

- RCP
Project Manager
- RLB
Quantity Surveyor
- HOLMES
Structural Engineer
- MOTT MAC DONALD
Services Engineer
- CROSSFIRE
Fire Engineer
- TONKIN + TAYLOR
Civil Engineer
- FLOW
Traffic Engineer

Client



Warren and Mahoney Architects New Zealand Ltd

Ground Floor, Mason Bros.
139 Pakenham Street West
Wynyard Quarter
Auckland 1010
New Zealand
Phone + 64 9 309 4894

Registered Architects and Designers
www.warrenandmahoney.com

Project Title

DOWNTOWN WEST

2 LOWER HOBSON STREET,
AUCKLAND CBD, AUCKLAND 1010

Drawing Title

**GFA AREA PLAN -
DTW BUILDING L04 -
L05**

Drawing Status

**RESOURCE CONSENT
ISSUE**

Drawing Details

Scale	1:250 @ A1
Date	09/12/24
Job No	9234
Drawn	WAM
Checked	WAM

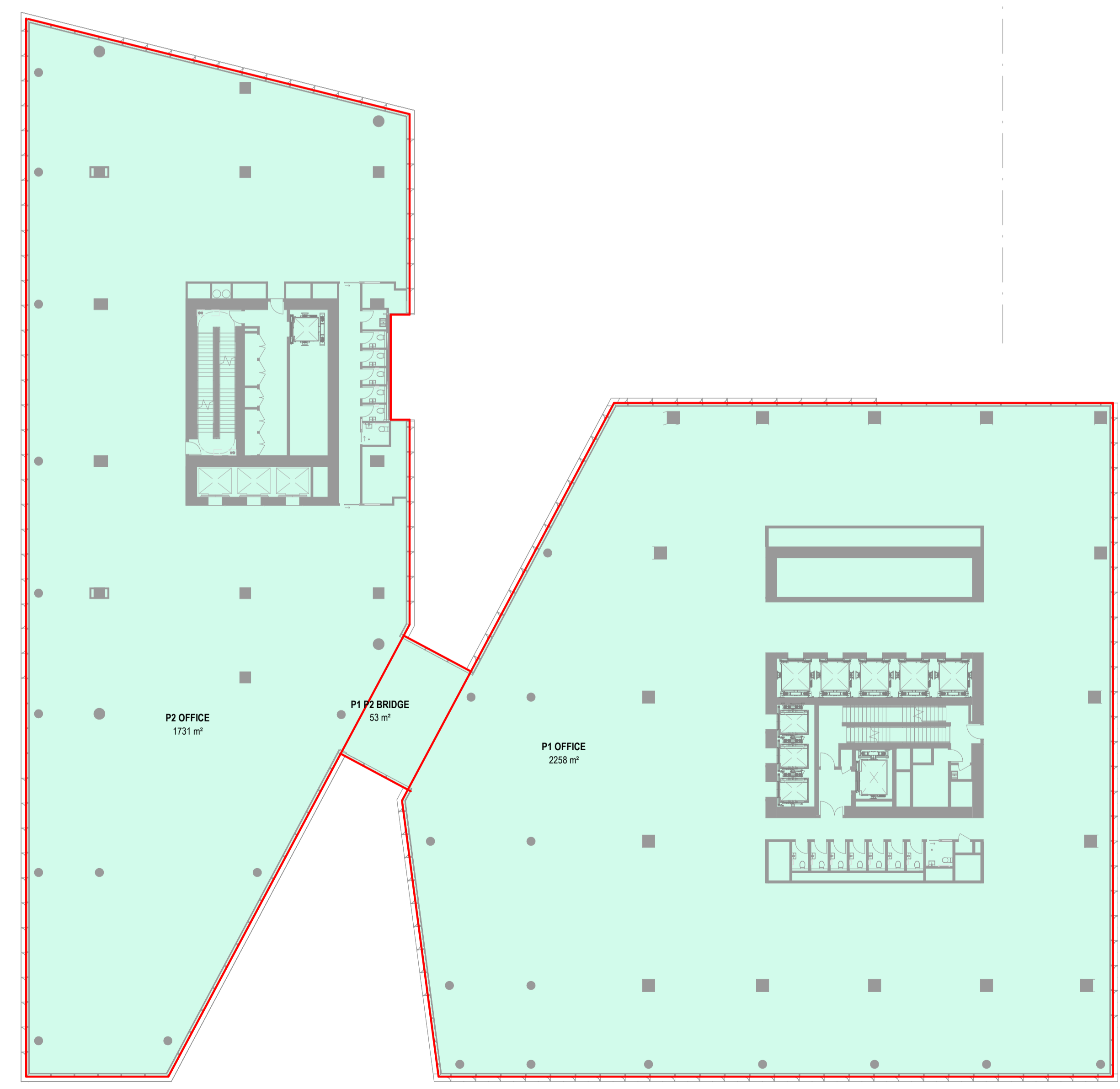
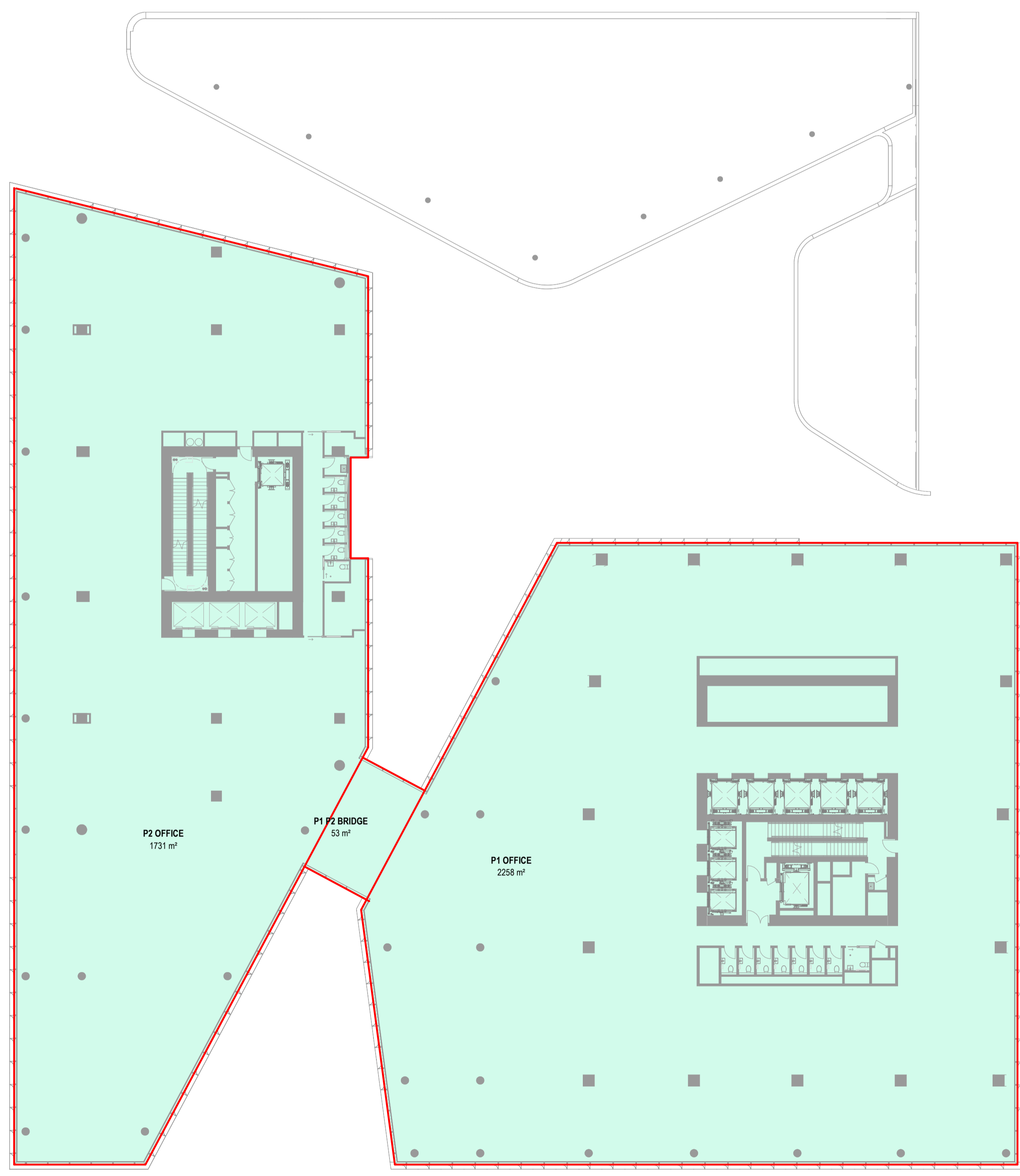
Drawing No

RC05-0107

Revision

(F)

WARREN AND MAHONEY



GFA PLAN - DTW LEVEL L-04

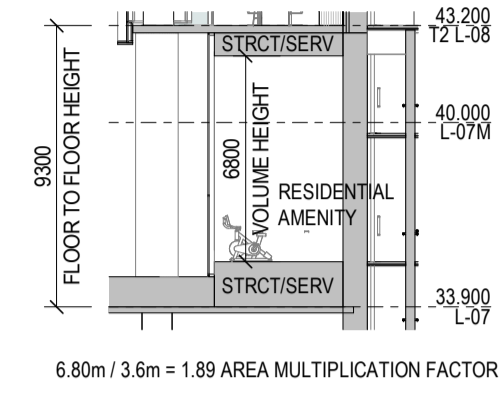
1:250

GFA PLAN - DTW LEVEL L-05

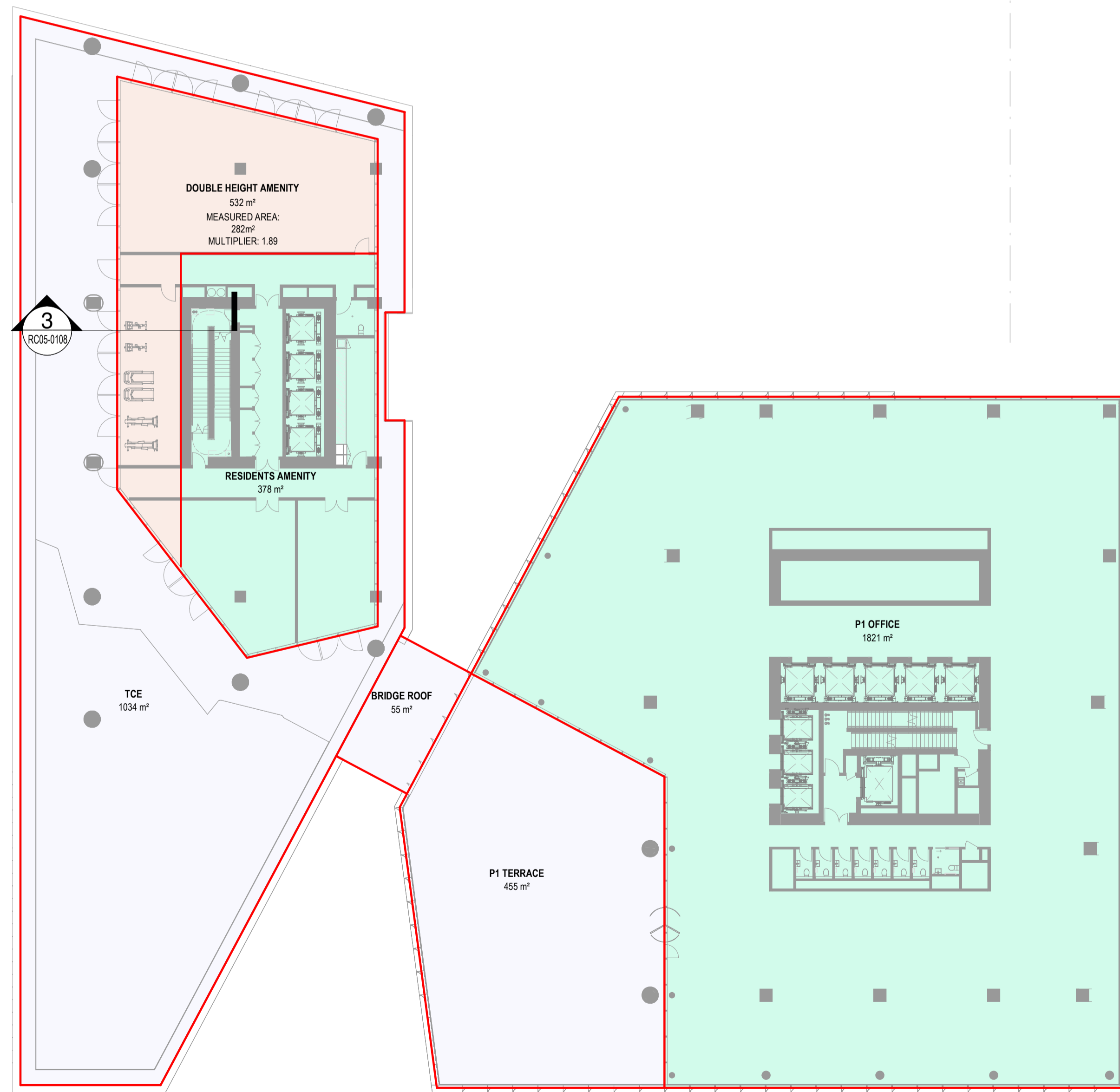
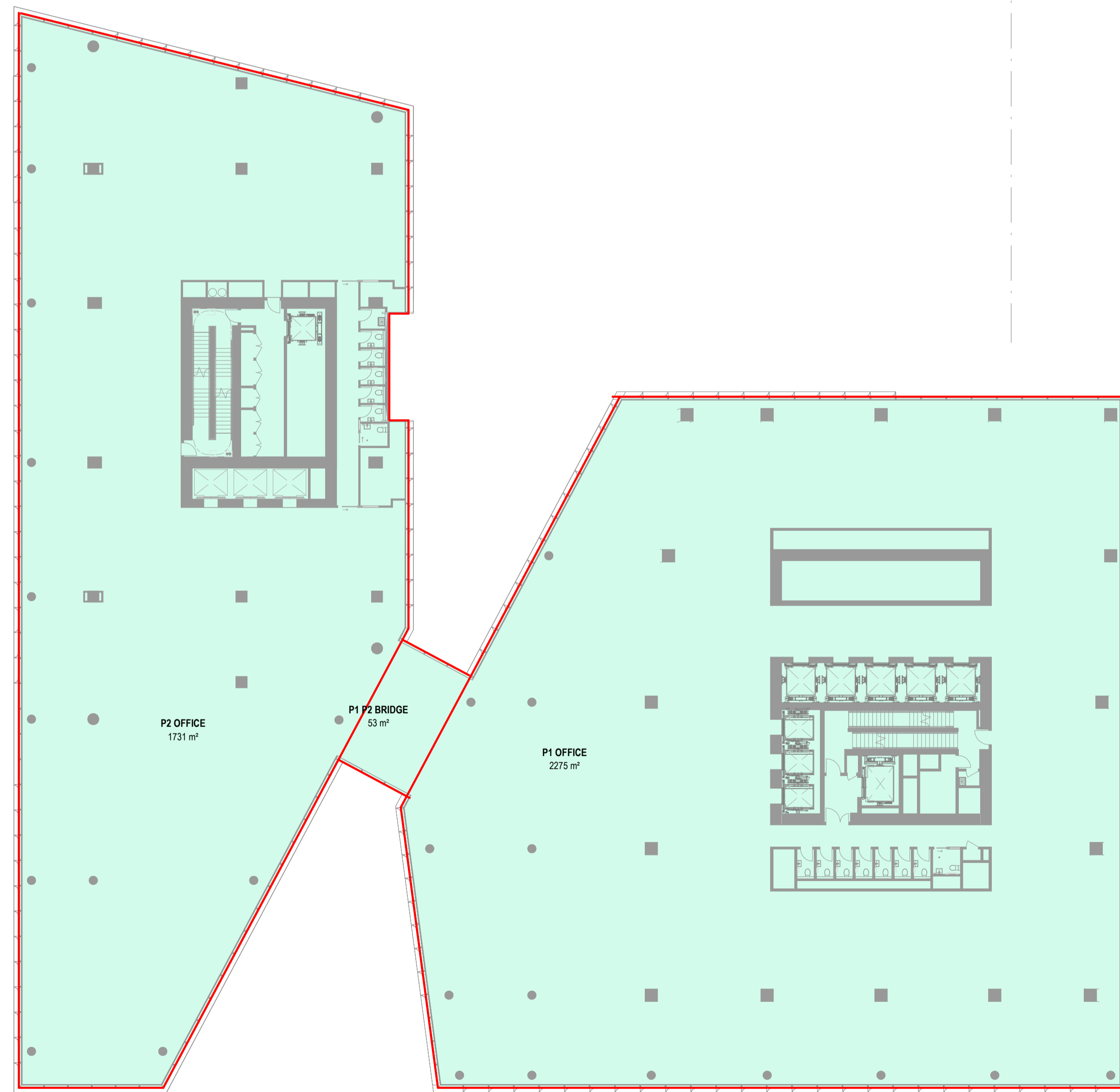
1:250

GFA SCHEDULE - DTW BUILDING L-06				
SPACE NAME	BUILDING	LEVEL	AREA	REF
P1 OFFICE	DTW BUILDING	L-06	2275 m ²	INCLUDED
P1 P2 BRIDGE	DTW BUILDING	L-06	53 m ²	INCLUDED
P2 OFFICE	DTW BUILDING	L-06	1731 m ²	INCLUDED
TOTAL GFA:			4060 m ²	

GFA SCHEDULE - DTW BUILDING L-07				
SPACE NAME	BUILDING	LEVEL	AREA	REF
P1 OFFICE	DTW BUILDING	L-07	1821 m ²	INCLUDED
RESIDENTS AMENITY	DTW BUILDING	L-07	378 m ²	INCLUDED
DOUBLE HEIGHT AMENITY	DTW BUILDING	L-07	532 m ²	MULTIPLIER
TOTAL GFA:			2731 m ²	



3 T2 AMENITY
RC05-0108 1:250



GFA PLAN - DTW LEVEL L-06

1:250

GFA PLAN - DTW LEVEL L-07

1:250

All dimension to be verified on site before producing shop drawings or commencing any work. Do not scale. The copyright of this drawing remains with Warren and Mahoney Architects New Zealand Ltd.

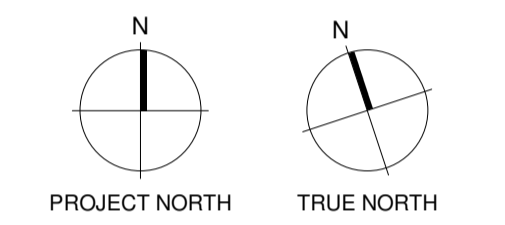
Revisions

- A 31/05/24 RC METRICS
- B 07/06/24 DRAFT RC ISSUE
- C 01/07/24 DRAFT RC ISSUE
- D 22/07/24 DRAFT RC ISSUE
- E 22/07/24 RC ISSUE
- F 09/12/24 DESIGN UPDATE RC RFI 1

Notes

COMMERCIAL IN CONFIDENCE

GFA PLAN KEY:	
	INCLUDED IN GFA
	EXCLUDED FROM GFA
	INTERIOR VOID - EXCLUDED FROM GFA
	EXTERIOR - EXCLUDED FROM GFA
	VERTICAL DISTANCE BETWEEN STOREYS EXCEEDS 6M - MULTIPLIED IN GFA



Consultants

- RCP
Project Manager
- RLB
Quantity Surveyor
- HOLMES
Structural Engineer
- MOTT MAC DONALD
Services Engineer
- CROSSFIRE
Fire Engineer
- TONKIN + TAYLOR
Civil Engineer
- FLOW
Traffic Engineer

Client



Warren and Mahoney Architects New Zealand Ltd

Ground Floor, Mason Bros.
139 Pakenham Street West
Wynyard Quarter
Auckland 1010
New Zealand
Phone + 64 9 309 4894

Registered Architects and Designers
www.warrenandmahoney.com

Project Title

DOWNTOWN WEST

2 LOWER HOBSON STREET,
AUCKLAND CBD, AUCKLAND 1010

Drawing Title

**GFA AREA PLAN -
DTW BUILDING L06 -
L07**

Drawing Status

**RESOURCE CONSENT
ISSUE**

Drawing Details

Scale	1:250 @ A1
Date	09/12/24
Job No	9234
Drawn	WAM
Checked	WAM

Drawing No **Revision**

RC05-0108 **F**

WARREN AND MAHONEY

All dimension to be verified on site before producing shop drawings or commencing any work. Do not scale. The copyright of this drawing remains with Warren and Mahoney Architects New Zealand Ltd.

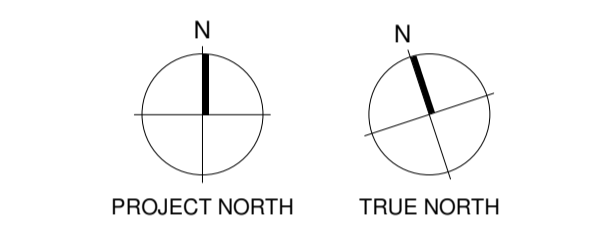
Revisions

A	31/05/24	RC METRICS
B	07/06/24	DRAFT RC ISSUE
C	01/07/24	DRAFT RC ISSUE
D	22/07/24	DRAFT RC ISSUE
E	22/07/24	RC ISSUE
F	09/12/24	DESIGN UPDATE RC RFI 1

Notes
COMMERCIAL IN CONFIDENCE

GFA PLAN KEY:

■	INCLUDED IN GFA
■	EXCLUDED FROM GFA
■	INTERIOR VOID - EXCLUDED FROM GFA
■	EXTERIOR - EXCLUDED FROM GFA
■	VERTICAL DISTANCE BETWEEN STOREYS EXCEEDS 6M - MULTIPLIED IN GFA



Consultants

- RCP Project Manager
- RLB Quantity Surveyor
- HOLMES Structural Engineer
- MOTT MAC DONALD Services Engineer
- CROSSFIRE Fire Engineer
- TONKIN + TAYLOR Civil Engineer
- FLOW Traffic Engineer

Client

Precinct
 PROPERTIES NEW ZEALAND

Warren and Mahoney Architects New Zealand Ltd

Ground Floor, Mason Bros.
 139 Pakenham Street West
 Wynyard Quarter
 Auckland 1010
 New Zealand
 Phone + 64 9 309 4894

Registered Architects and Designers
 www.warrenandmahoney.com

Project Title
DOWNTOWN WEST

2 LOWER HOBSON STREET,
 AUCKLAND CBD, AUCKLAND 1010

Drawing Title
GFA AREA PLAN - DTW BUILDING T1 L08 - T1 L12

Drawing Status
RESOURCE CONSENT ISSUE

Drawing Details

Scale	1:250 @ A1
Date	09/12/24
Job No	9234
Drawn	WAM
Checked	WAM

Drawing No RC05-0109 **Revision** (F)

WARREN AND MAHONEY

GFA SCHEDULE - DTW BUILDING T1-L-08

SPACE NAME	BUILDING	LEVEL	AREA	REF
PLANT	DTW BUILDING	T1-L-08	927 m ²	
EXTERIOR ROOFTOP			866 m ²	
TOTAL GFA:			1793 m²	

GFA SCHEDULE - DTW BUILDING T1-L-08M

SPACE NAME	BUILDING	LEVEL	AREA	REF
PLANT - VOID	DTW BUILDING	T1-L-08M	477 m ²	
PLANT	DTW BUILDING	T1-L-08M	450 m ²	
TOTAL GFA:			927 m²	

GFA SCHEDULE - DTW BUILDING T1-L-09

SPACE NAME	BUILDING	LEVEL	AREA	REF
OFFICE	DTW BUILDING	T1-L-09	1477 m ²	INCLUDED
TOTAL GFA:			1477 m²	

GFA SCHEDULE - DTW BUILDING T1-L-10

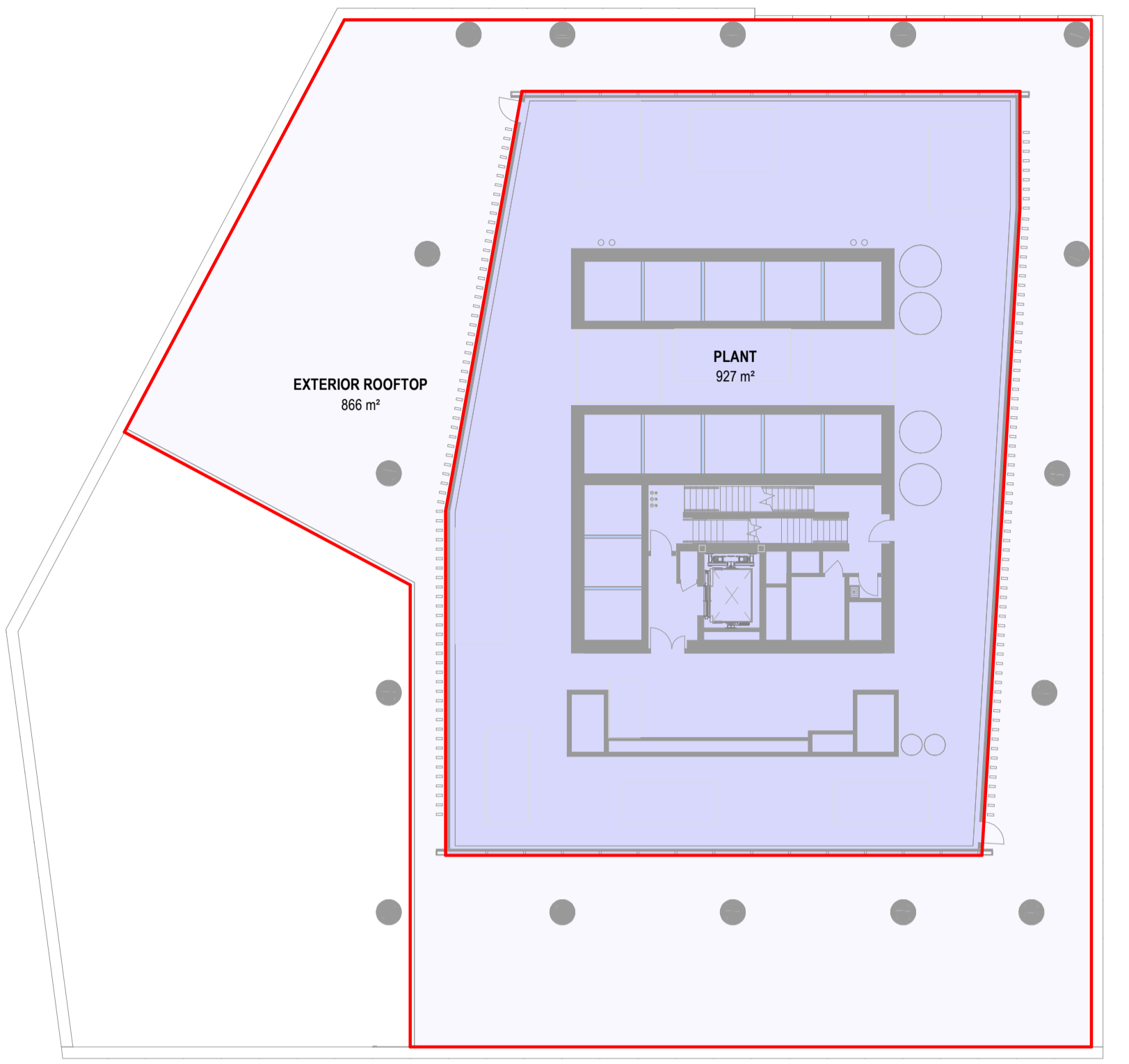
SPACE NAME	BUILDING	LEVEL	AREA	REF
OFFICE	DTW BUILDING	T1-L-10	1492 m ²	INCLUDED
TOTAL GFA:			1492 m²	

GFA SCHEDULE - DTW BUILDING T1-L-11

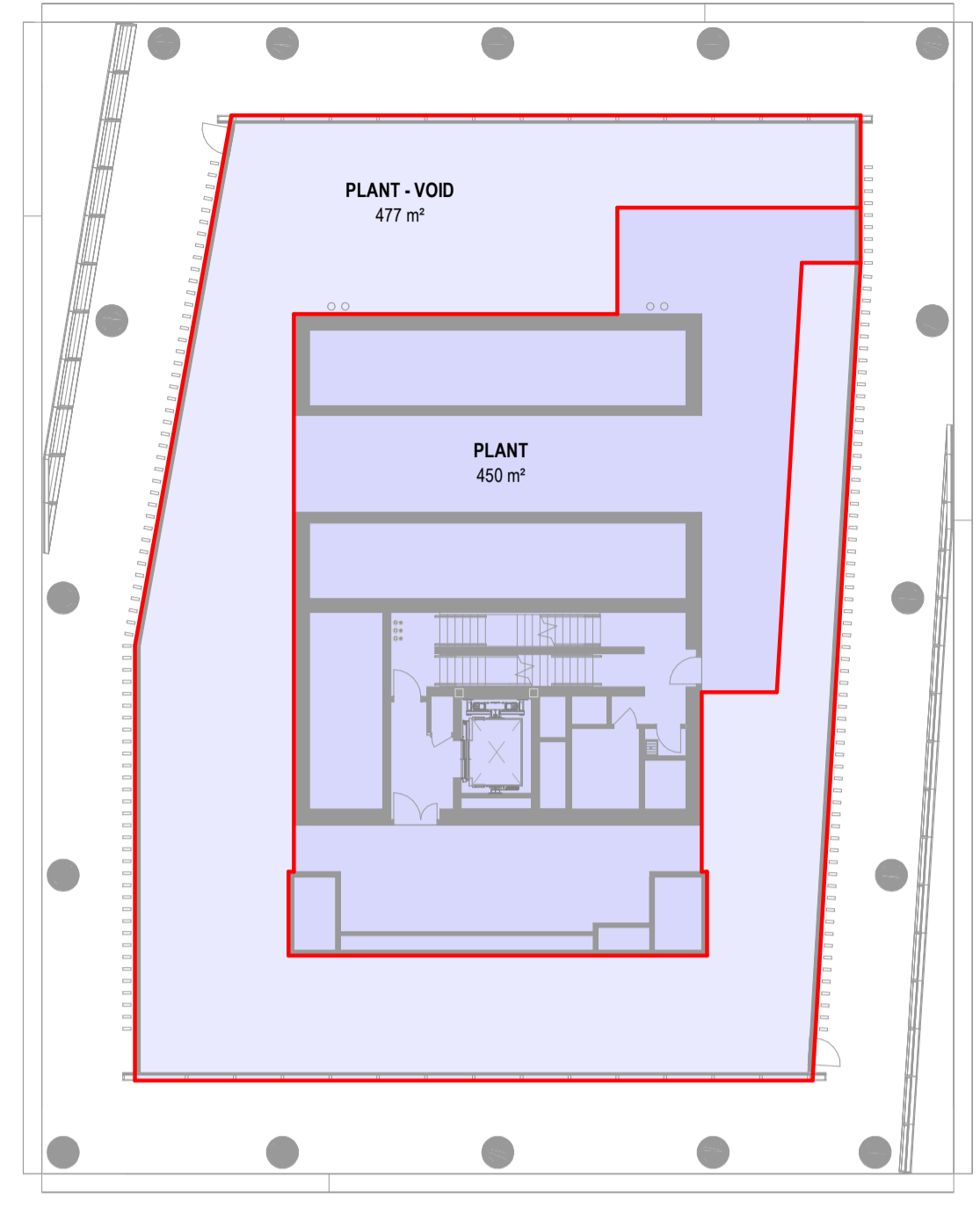
SPACE NAME	BUILDING	LEVEL	AREA	REF
OFFICE	DTW BUILDING	T1-L-11	1505 m ²	INCLUDED
TOTAL GFA:			1505 m²	

GFA SCHEDULE - DTW BUILDING T1-L-12

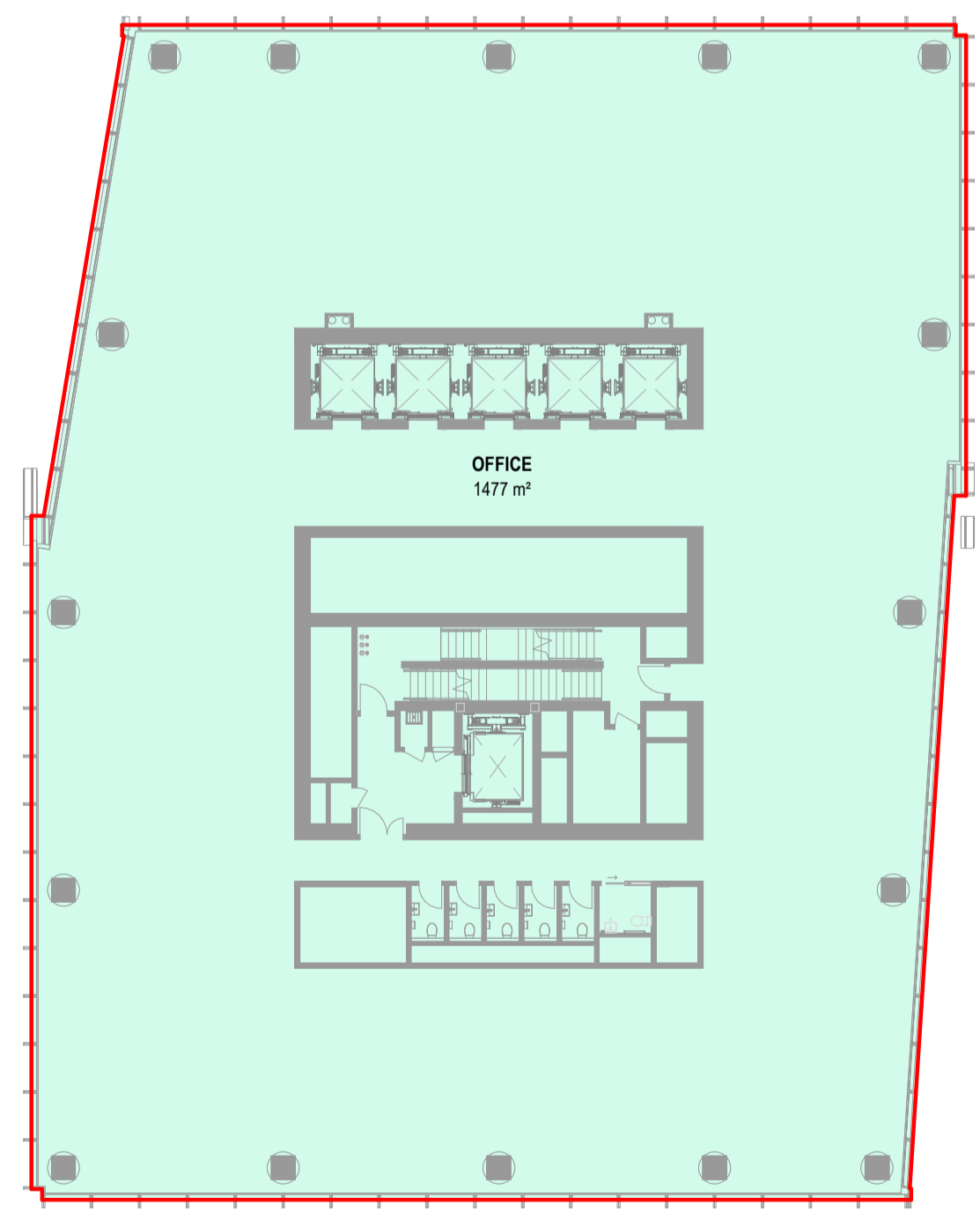
SPACE NAME	BUILDING	LEVEL	AREA	REF
OFFICE	DTW BUILDING	T1-L-12	1516 m ²	INCLUDED
TOTAL GFA:			1516 m²	



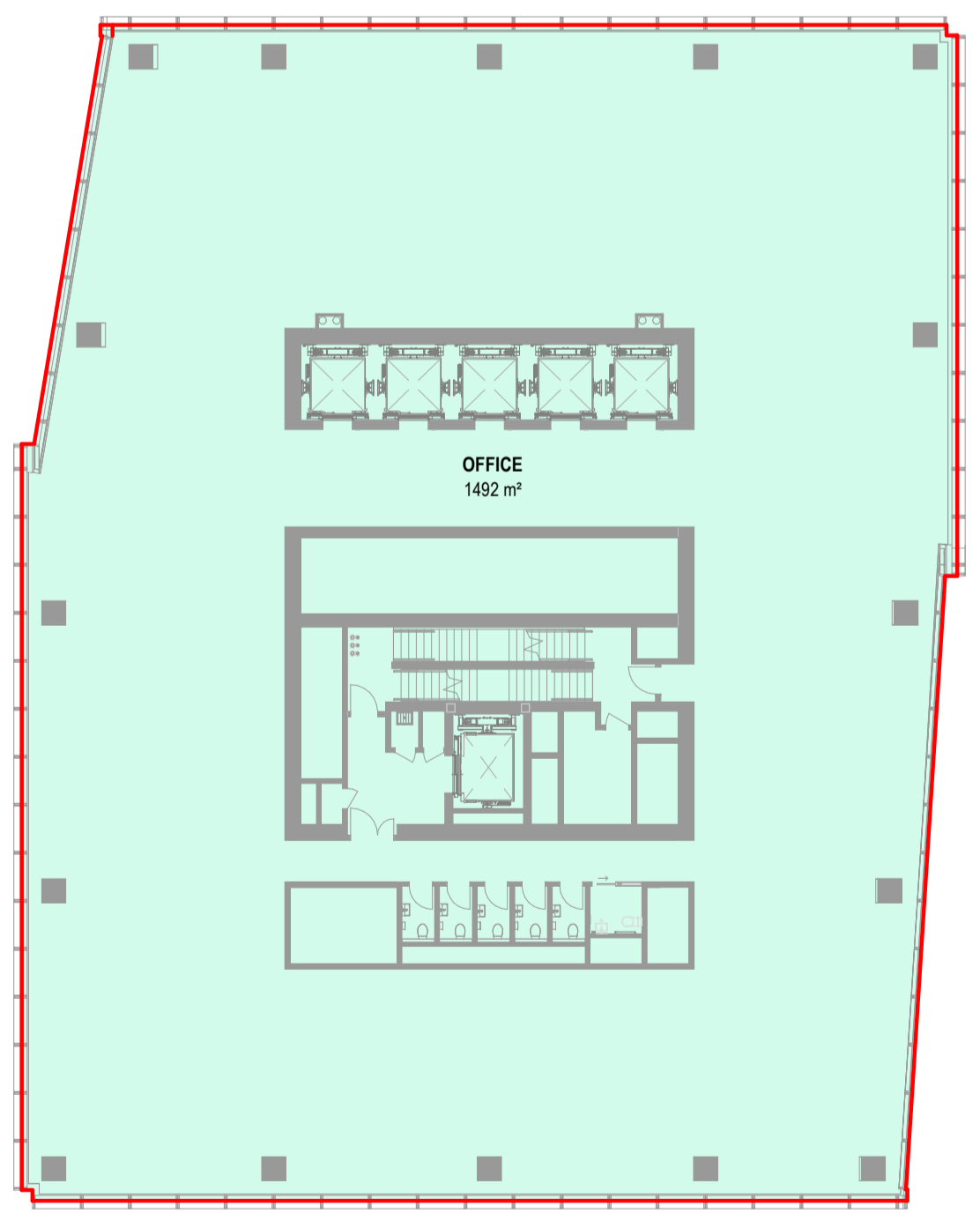
GFA PLAN - DTW LEVEL T1 L-08
 1:250



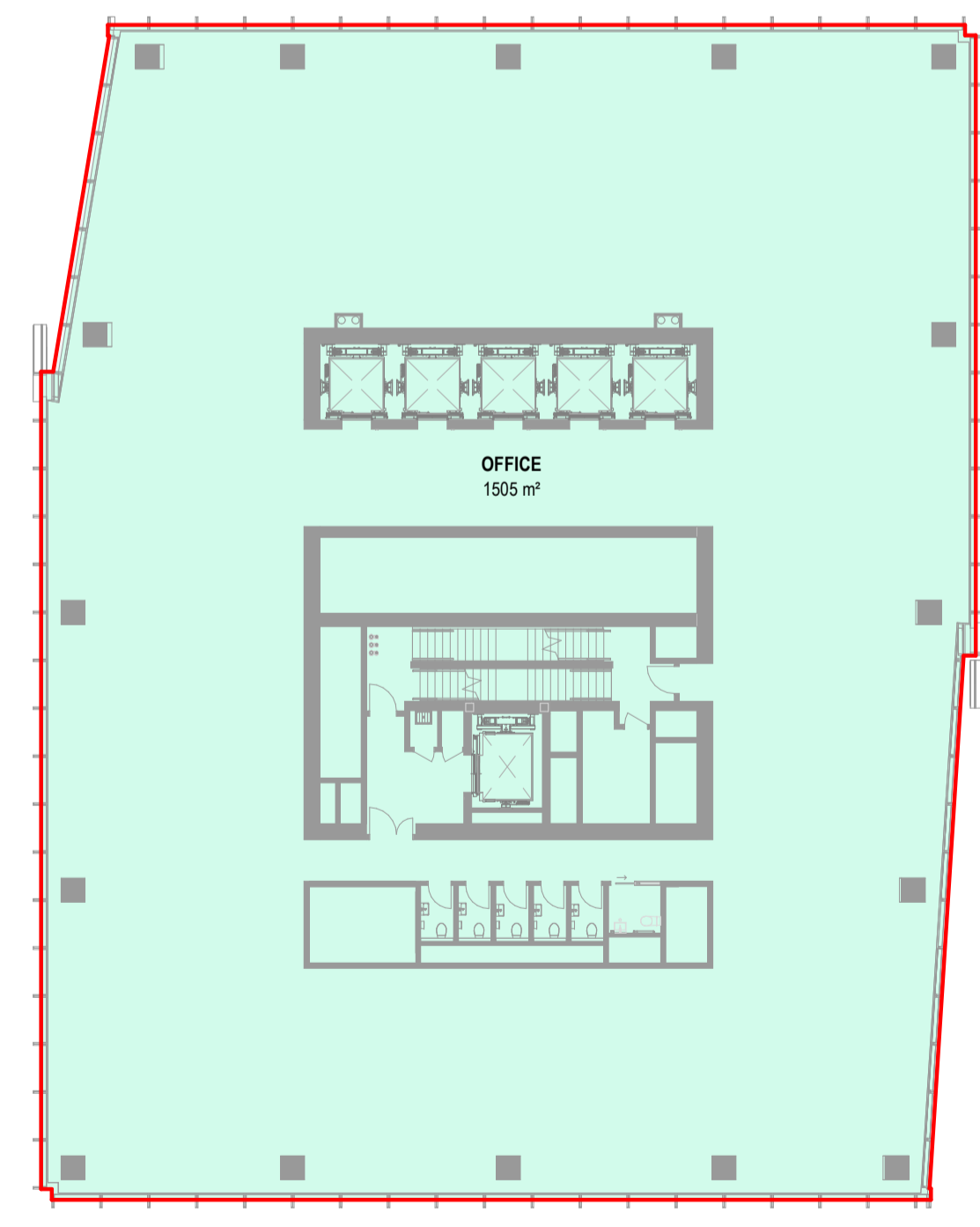
GFA PLAN - DTW LEVEL T1-L-08M
 1:250



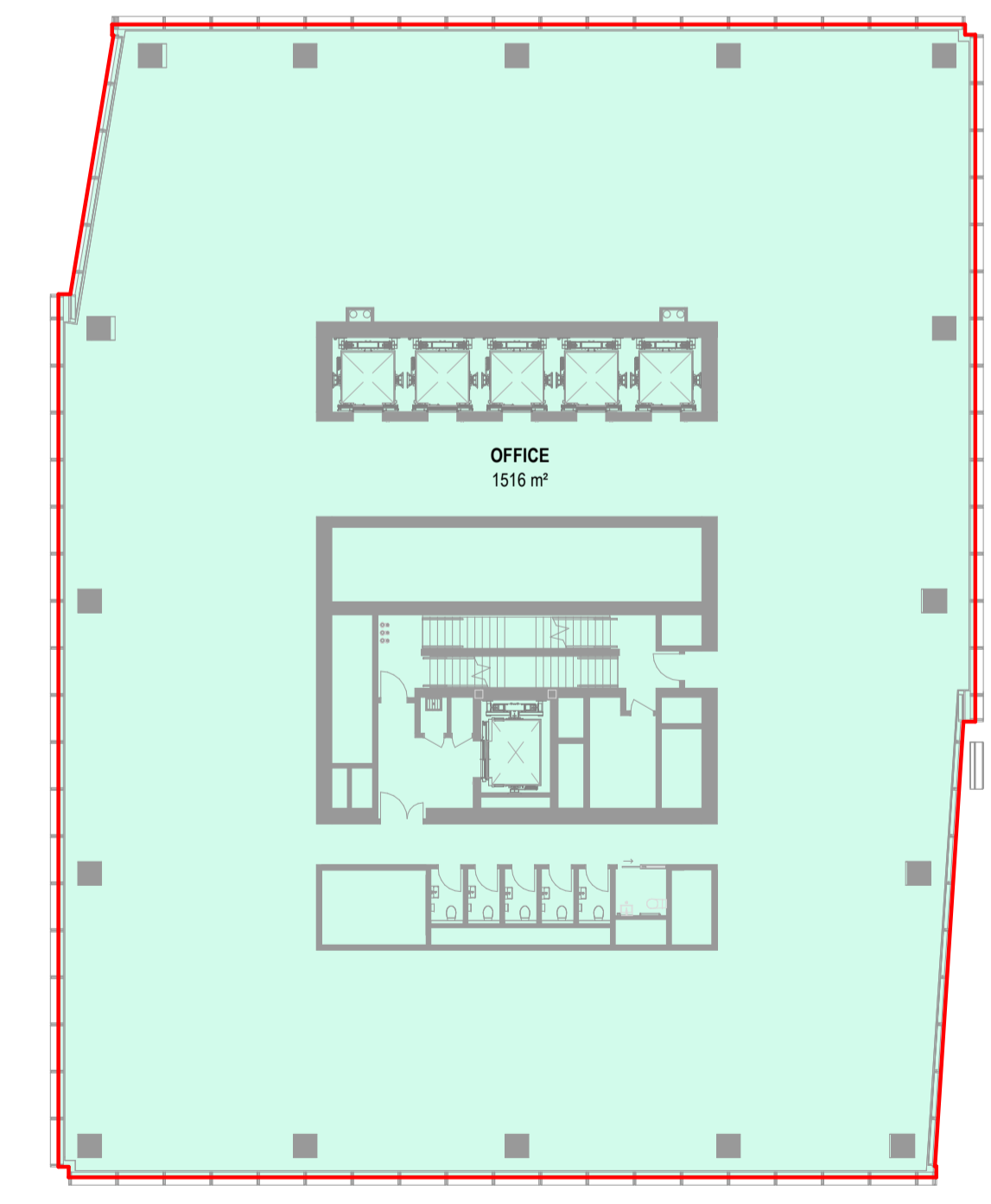
GFA PLAN - DTW LEVEL T1-L-09
 1:250



GFA PLAN - DTW LEVEL T1-L-10
 1:250



GFA PLAN - DTW LEVEL T1-L-11
 1:250



GFA PLAN - DTW LEVEL T1-L-12
 1:250

All dimension to be verified on site before producing shop drawings or commencing any work. Do not scale. The copyright of this drawing remains with Warren and Mahoney Architects New Zealand Ltd.

Revisions

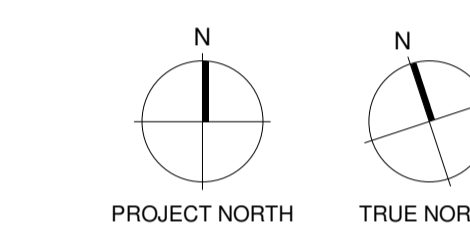
- A 31/05/24 RC METRICS
- B 07/06/24 DRAFT RC ISSUE
- C 01/07/24 DRAFT RC ISSUE
- D 22/07/24 DRAFT RC ISSUE
- E 22/07/24 RC ISSUE
- F 09/12/24 DESIGN UPDATE RC RFI 1

Notes

COMMERCIAL IN CONFIDENCE

GFA PLAN KEY:

- INCLUDED IN GFA
- EXCLUDED FROM GFA
- INTERIOR VOID - EXCLUDED FROM GFA
- EXTERIOR - EXCLUDED FROM GFA
- VERTICAL DISTANCE BETWEEN STOREYS EXCEEDS 6M - MULTIPLIED IN GFA



Consultants

- RCP
Project Manager
- RLB
Quantity Surveyor
- HOLMES
Structural Engineer
- MOTT MAC DONALD
Services Engineer
- CROSSFIRE
Fire Engineer
- TONKIN + TAYLOR
Civil Engineer
- FLOW
Traffic Engineer

Client



Warren and Mahoney Architects New Zealand Ltd

Ground Floor, Mason Bros.
139 Pakenham Street West
Wynyard Quarter
Auckland 1010
New Zealand
Phone + 64 9 309 4894

Registered Architects and Designers
www.warrenandmahoney.com

Project Title

DOWNTOWN WEST

2 LOWER HOBSON STREET,
AUCKLAND CBD, AUCKLAND 1010

Drawing Title

**GFA AREA PLAN -
DTW BUILDING T1
L13 - T1 L19**

Drawing Status

**RESOURCE CONSENT
ISSUE**

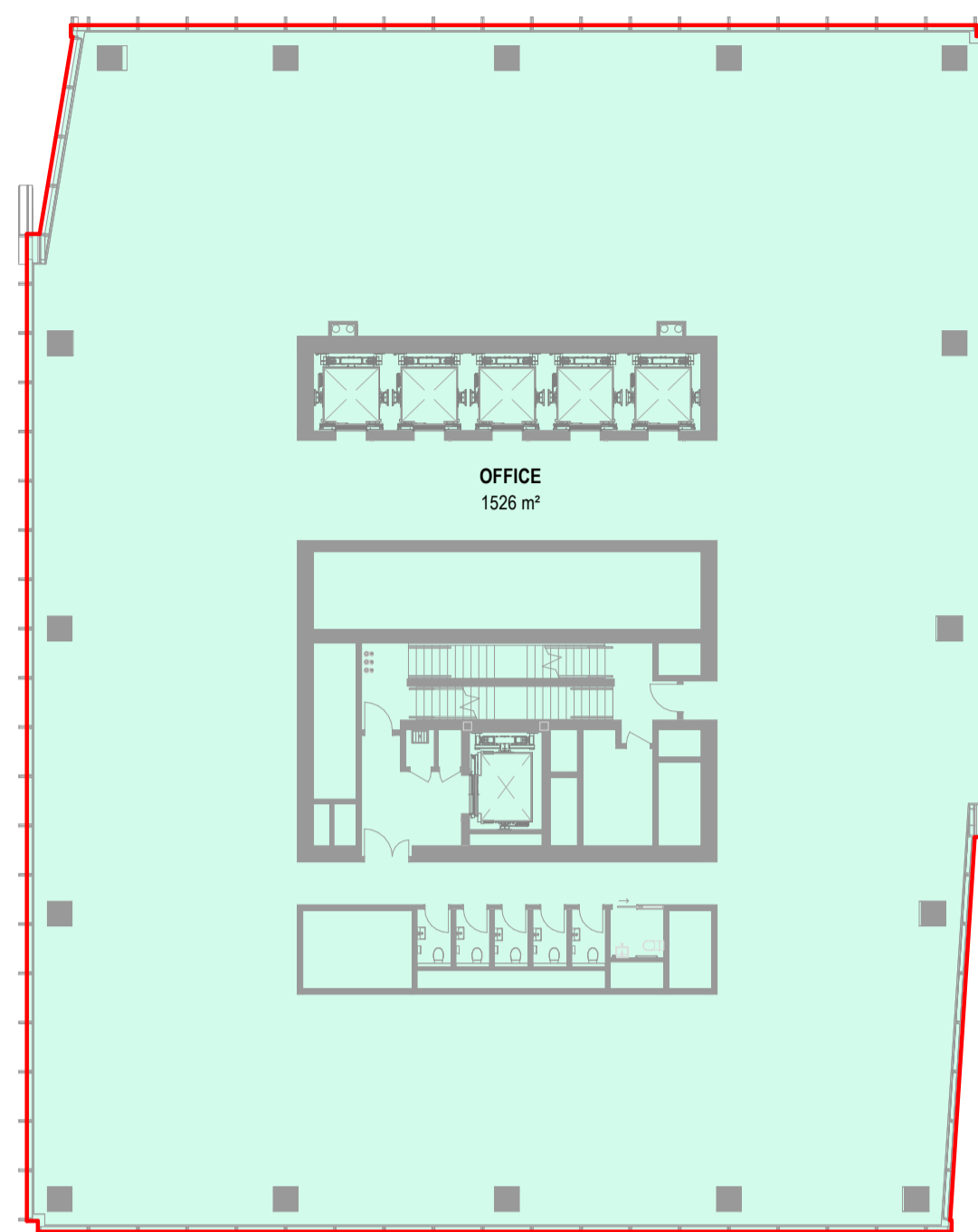
Drawing Details

Scale 1:250 @ A1
Date 09/12/24
Job No 9234
Drawn WAM
Checked WAM

Drawing No Revision

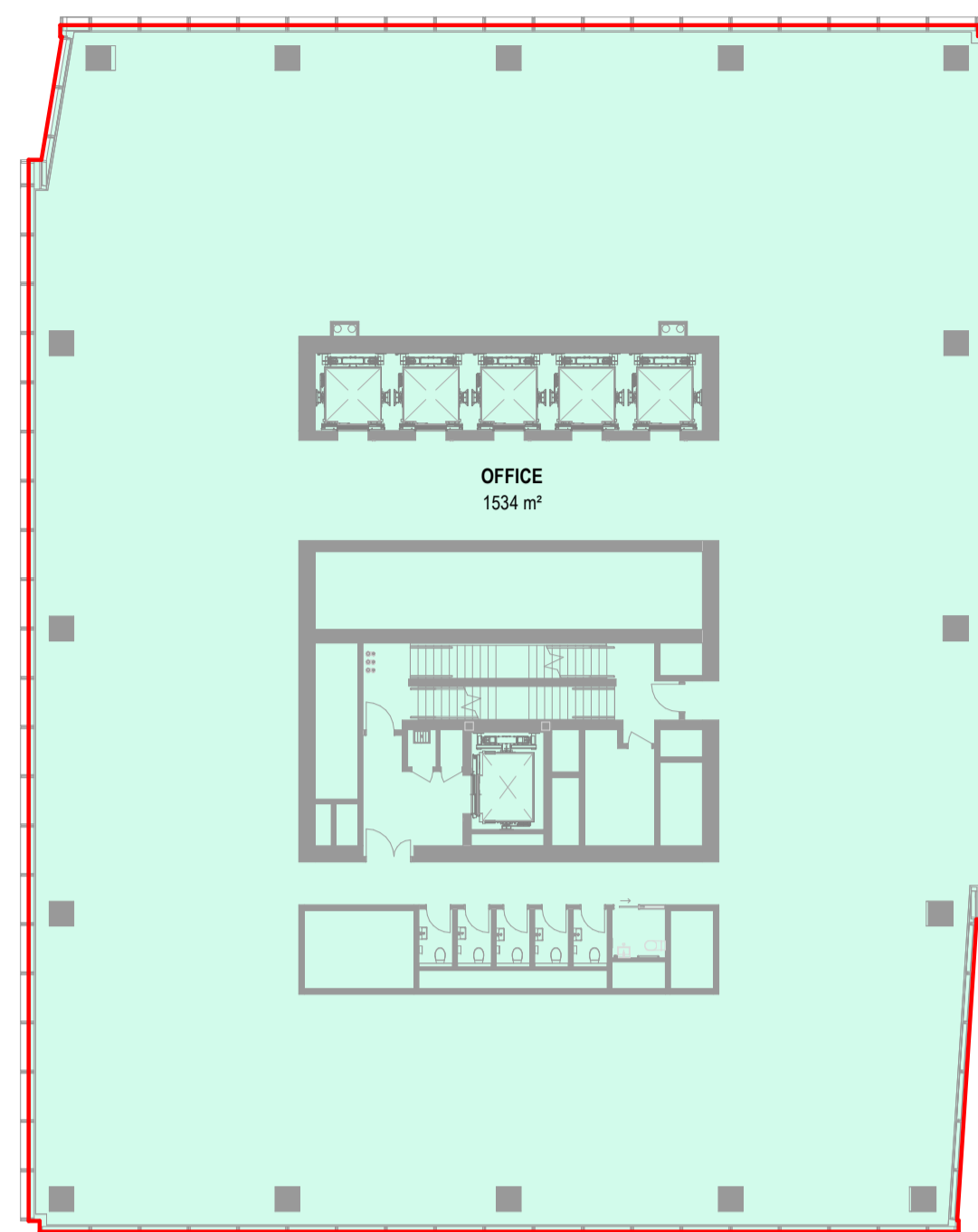
RC05-0110 (F)

WARREN AND MAHONEY



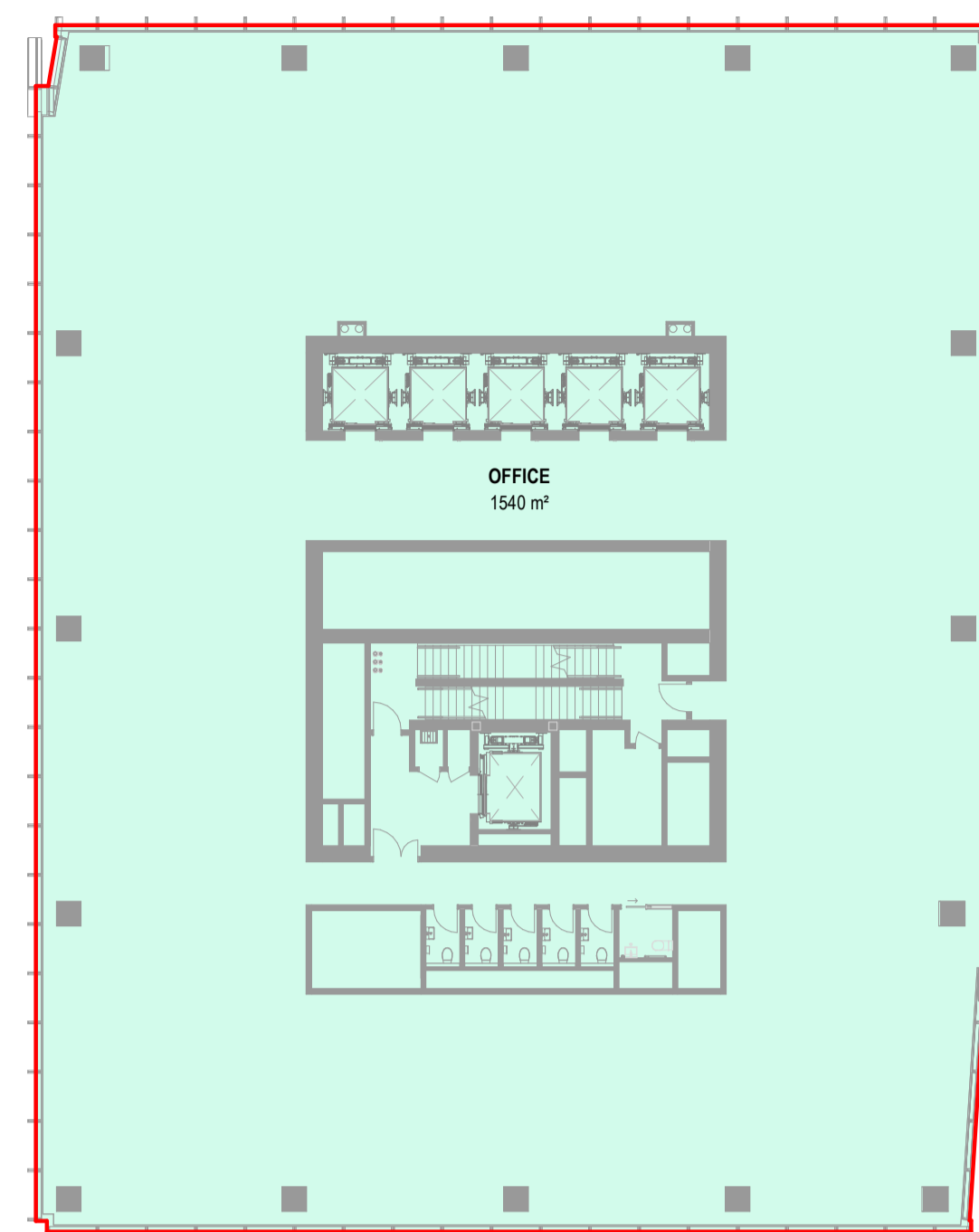
GFA PLAN - DTW LEVEL T1-L-13

1:250



GFA PLAN - DTW LEVEL T1-L-14

1:250



GFA PLAN - DTW LEVEL T1-L-15

1:250

GFA SCHEDULE - DTW BUILDING T1-L-13

SPACE NAME	BUILDING	LEVEL	AREA	REF
OFFICE	DTW BUILDING	T1-L-13	1526 m ²	INCLUDED
TOTAL GFA:			1526 m ²	

GFA SCHEDULE - DTW BUILDING T1-L-14

SPACE NAME	BUILDING	LEVEL	AREA	REF
OFFICE	DTW BUILDING	T1-L-14	1534 m ²	INCLUDED
TOTAL GFA:			1534 m ²	

GFA SCHEDULE - DTW BUILDING T1-L-15

SPACE NAME	BUILDING	LEVEL	AREA	REF
OFFICE	DTW BUILDING	T1-L-15	1540 m ²	INCLUDED
TOTAL GFA:			1540 m ²	

GFA SCHEDULE - DTW BUILDING T1-L-16

SPACE NAME	BUILDING	LEVEL	AREA	REF
OFFICE	DTW BUILDING	T1-L-16	1544 m ²	INCLUDED
TOTAL GFA:			1544 m ²	

GFA SCHEDULE - DTW BUILDING T1-L-17

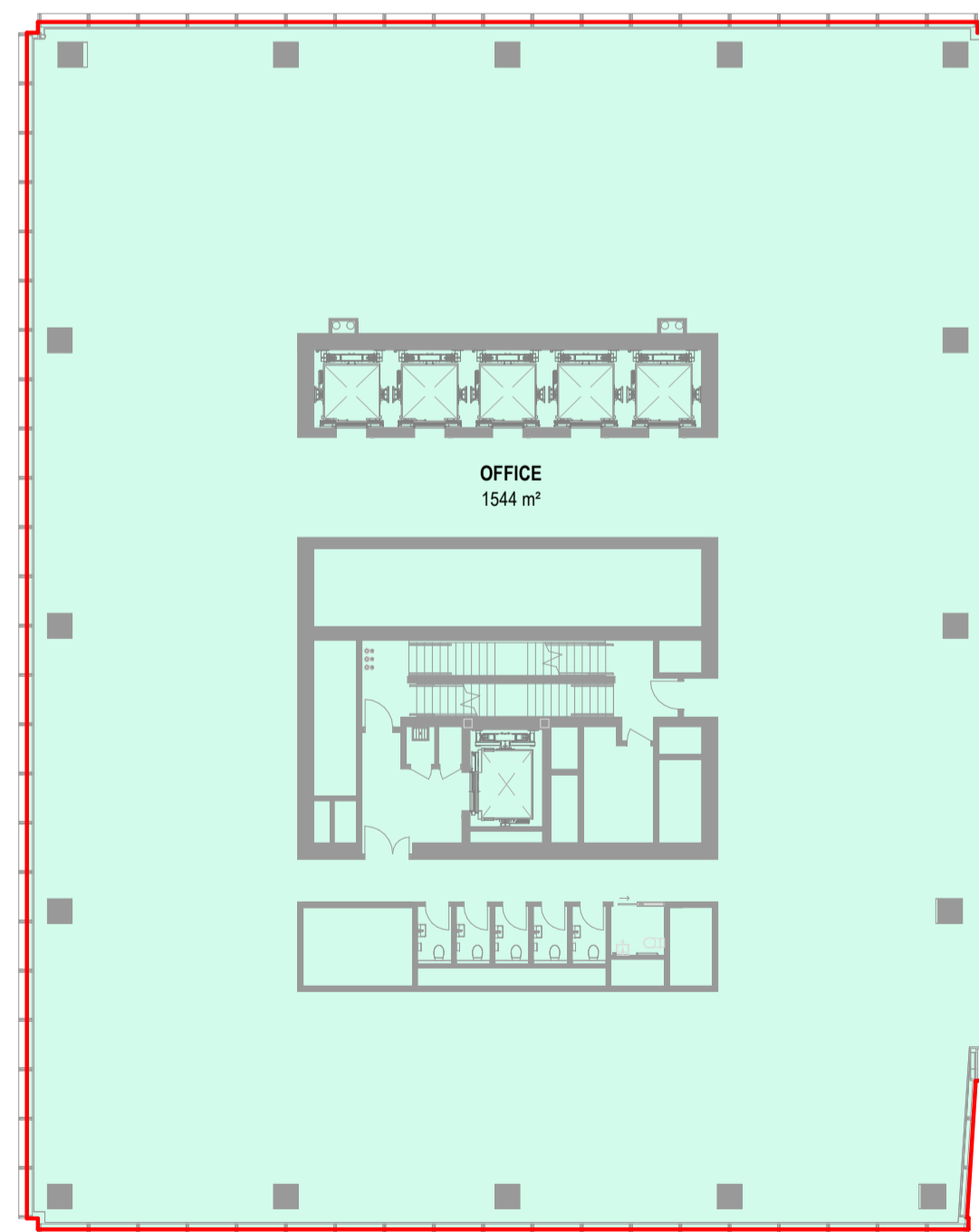
SPACE NAME	BUILDING	LEVEL	AREA	REF
OFFICE	DTW BUILDING	T1-L-17	1546 m ²	INCLUDED
TOTAL GFA:			1546 m ²	

GFA SCHEDULE - DTW BUILDING T1-L-18

SPACE NAME	BUILDING	LEVEL	AREA	REF
OFFICE	DTW BUILDING	T1-L-18	1547 m ²	INCLUDED
TOTAL GFA:			1547 m ²	

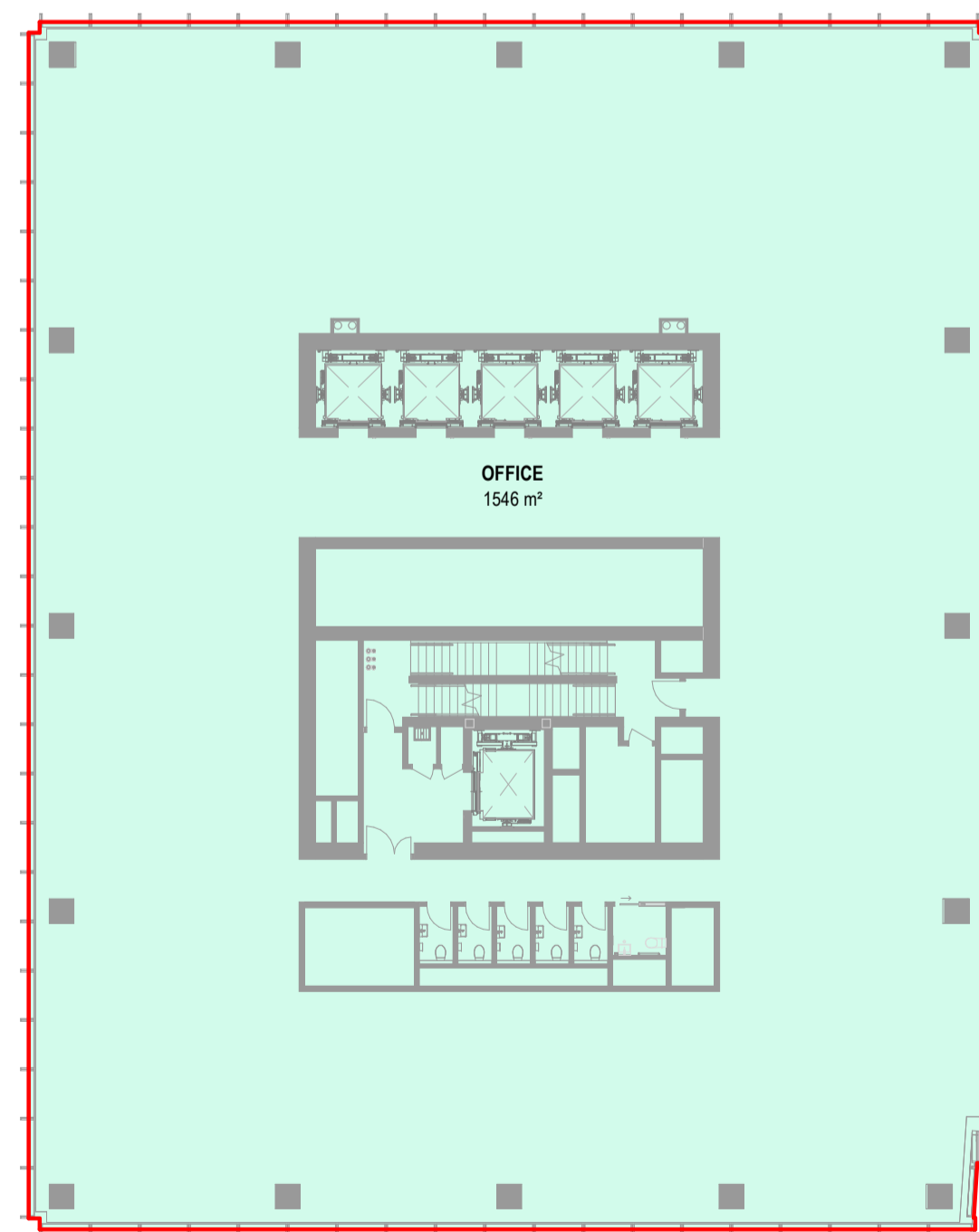
GFA SCHEDULE - DTW BUILDING T1-L-19

SPACE NAME	BUILDING	LEVEL	AREA	REF
OFFICE	DTW BUILDING	T1-L-19	1547 m ²	INCLUDED
TOTAL GFA:			1547 m ²	



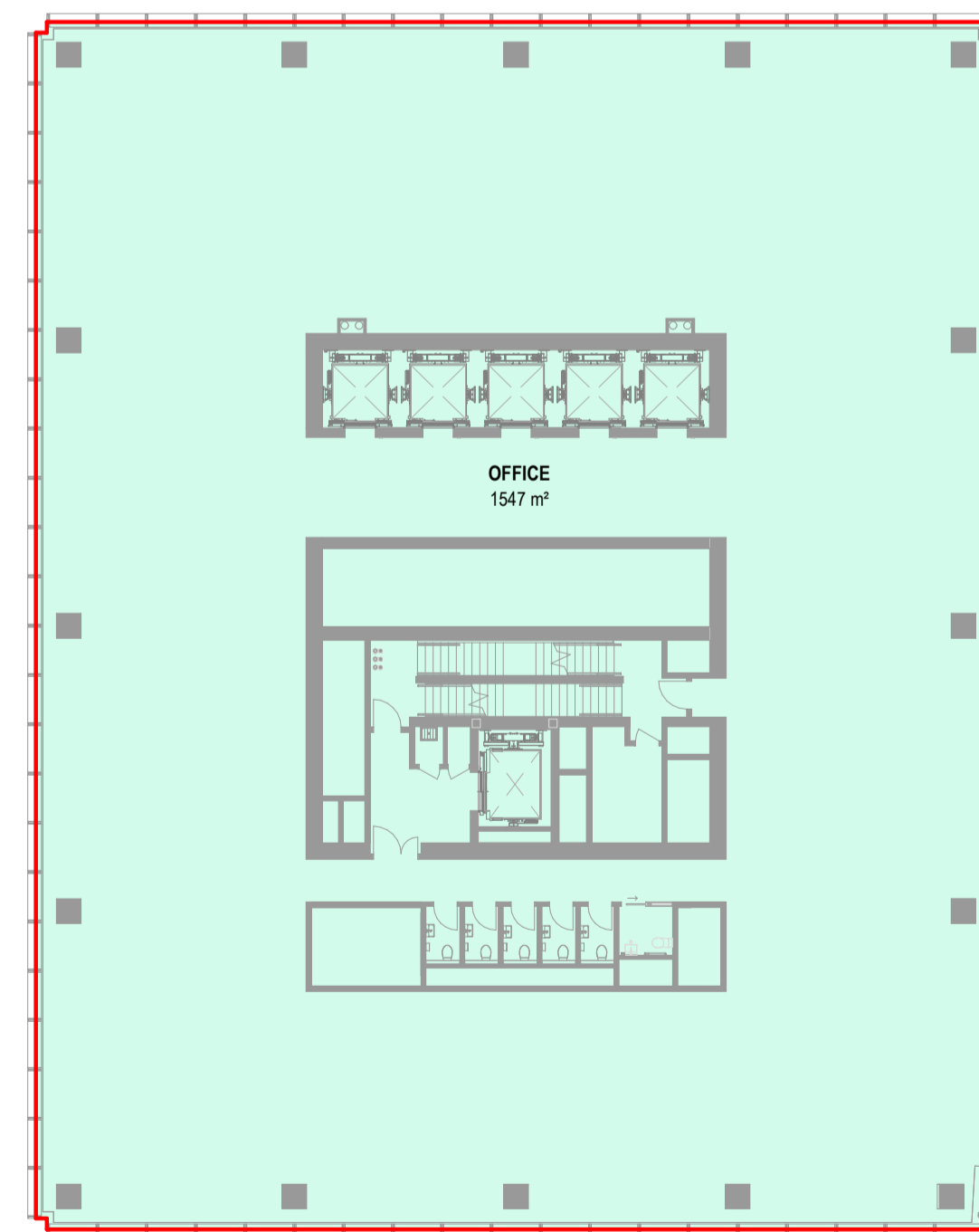
GFA PLAN - DTW LEVEL T1-L-16

1:250



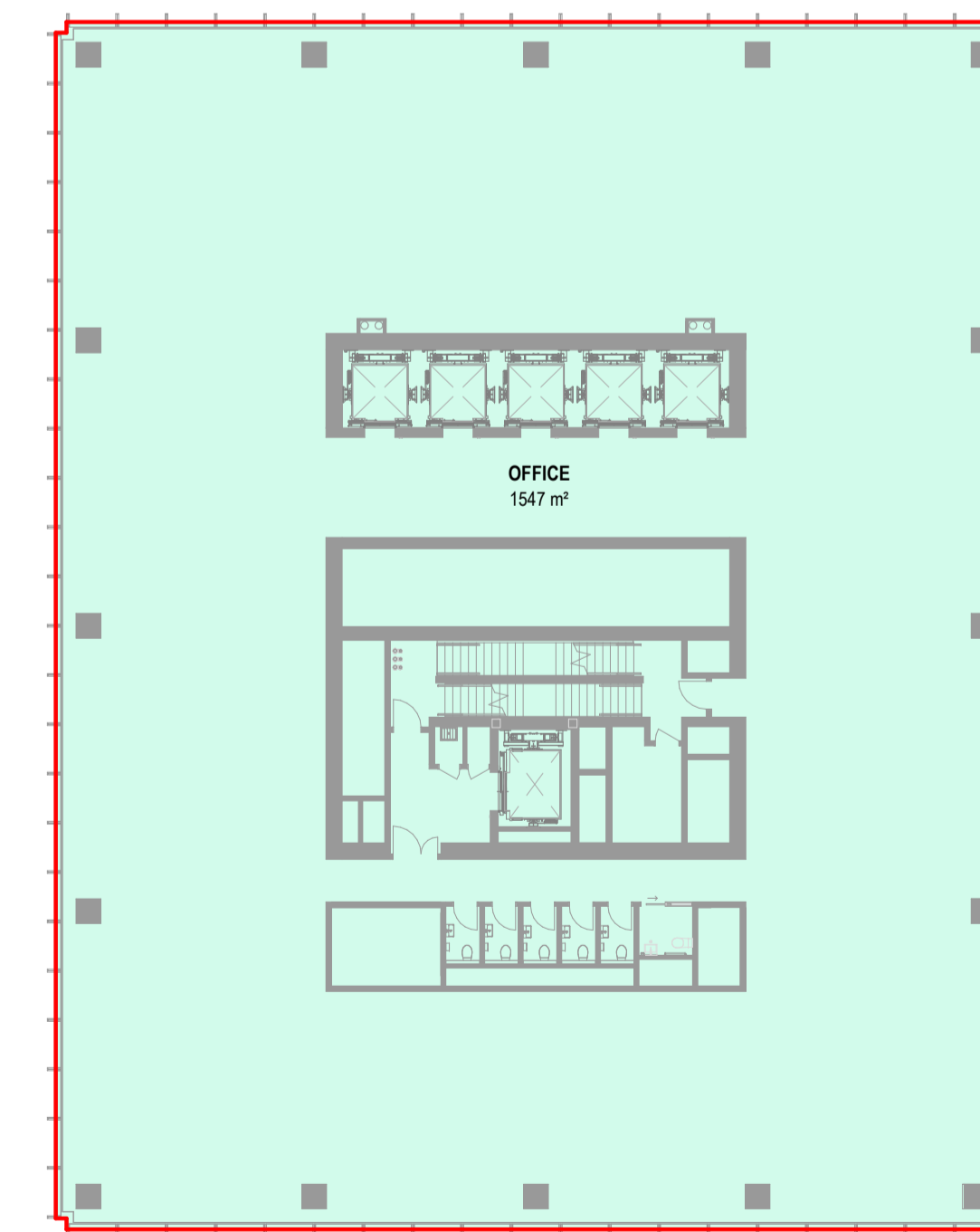
GFA PLAN - DTW LEVEL T1-L-17

1:250



GFA PLAN - DTW LEVEL T1-L-18

1:250



GFA PLAN - DTW LEVEL T1-L-19

1:250

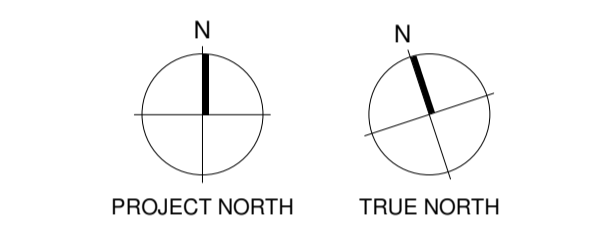
All dimension to be verified on site before producing shop drawings or commencing any work. Do not scale. The copyright of this drawing remains with Warren and Mahoney Architects New Zealand Ltd.

- Revisions**
- A 31/05/24 RC METRICS
 - B 07/06/24 DRAFT RC ISSUE
 - C 01/07/24 DRAFT RC ISSUE
 - D 22/07/24 DRAFT RC ISSUE
 - E 22/07/24 RC ISSUE
 - F 09/12/24 DESIGN UPDATE RC RFI 1

Notes
COMMERCIAL IN CONFIDENCE

GFA PLAN KEY:

- INCLUDED IN GFA
- EXCLUDED FROM GFA
- INTERIOR VOID - EXCLUDED FROM GFA
- EXTERIOR - EXCLUDED FROM GFA
- VERTICAL DISTANCE BETWEEN STOREYS EXCEEDS 6M - MULTIPLIED IN GFA



- Consultants**
- RCP Project Manager
 - RLB Quantity Surveyor
 - HOLMES Structural Engineer
 - MOTT MAC DONALD Services Engineer
 - CROSSFIRE Fire Engineer
 - TONKIN + TAYLOR Civil Engineer
 - FLOW Traffic Engineer

Client

Warren and Mahoney Architects New Zealand Ltd

Ground Floor, Mason Bros.
 139 Pakenham Street West
 Wynyard Quarter
 Auckland 1010
 New Zealand
 Phone + 64 9 309 4894

Registered Architects and Designers
www.warrenandmahoney.com

Project Title
DOWNTOWN WEST

2 LOWER HOBSON STREET,
 AUCKLAND CBD, AUCKLAND 1010

Drawing Title
GFA AREA PLAN - DTW BUILDING T1 L20 - T1 L26

Drawing Status
RESOURCE CONSENT ISSUE

Drawing Details

Scale	1:250 @ A1
Date	09/12/24
Job No	9234
Drawn	WAM
Checked	WAM

Drawing No RC05-0111 **Revision** (F)

WARREN AND MAHONEY

GFA SCHEDULE - DTW BUILDING T1-L-20

SPACE NAME	BUILDING	LEVEL	AREA	REF
OFFICE	DTW BUILDING	T1-L-20	1547 m ²	INCLUDED
TOTAL GFA:			1547 m ²	

GFA SCHEDULE - DTW BUILDING T1-L-21

SPACE NAME	BUILDING	LEVEL	AREA	REF
PLANT	DTW BUILDING	T1-L-21	1547 m ²	INCLUDED
TOTAL GFA:			1547 m ²	

GFA SCHEDULE - DTW BUILDING T1-L-22

SPACE NAME	BUILDING	LEVEL	AREA	REF
OFFICE	DTW BUILDING	T1-L-22	903 m ²	INCLUDED
PLANT	DTW BUILDING	T1-L-22	644 m ²	EXCLUDED
TOTAL GFA:			903 m ²	

GFA SCHEDULE - DTW BUILDING T1-L-23

SPACE NAME	BUILDING	LEVEL	AREA	REF
OFFICE	DTW BUILDING	T1-L-23	1547 m ²	INCLUDED
TOTAL GFA:			1547 m ²	

GFA SCHEDULE - DTW BUILDING T1-L-24

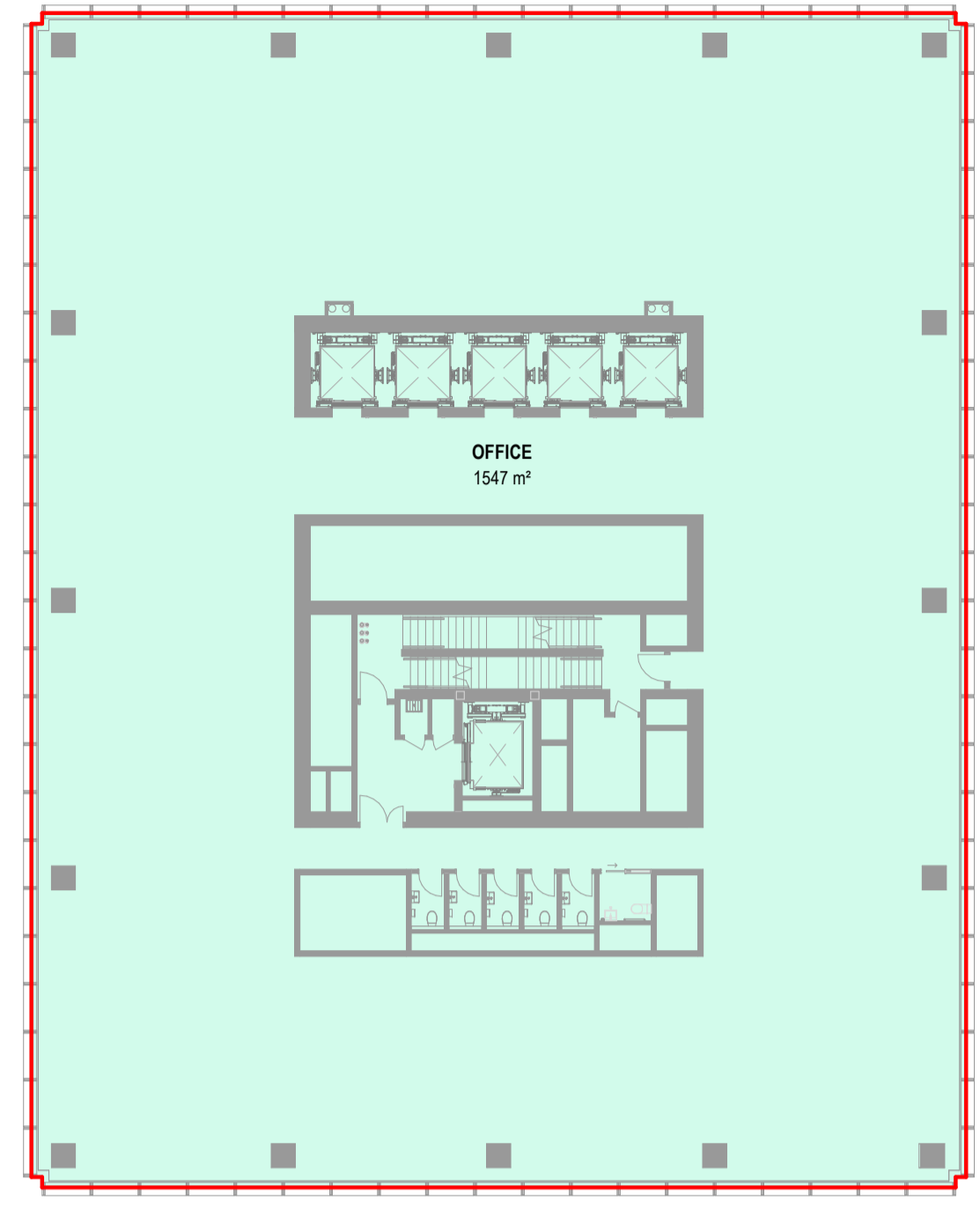
SPACE NAME	BUILDING	LEVEL	AREA	REF
OFFICE	DTW BUILDING	T1-L-24	1547 m ²	INCLUDED
TOTAL GFA:			1547 m ²	

GFA SCHEDULE - DTW BUILDING T1-L-25

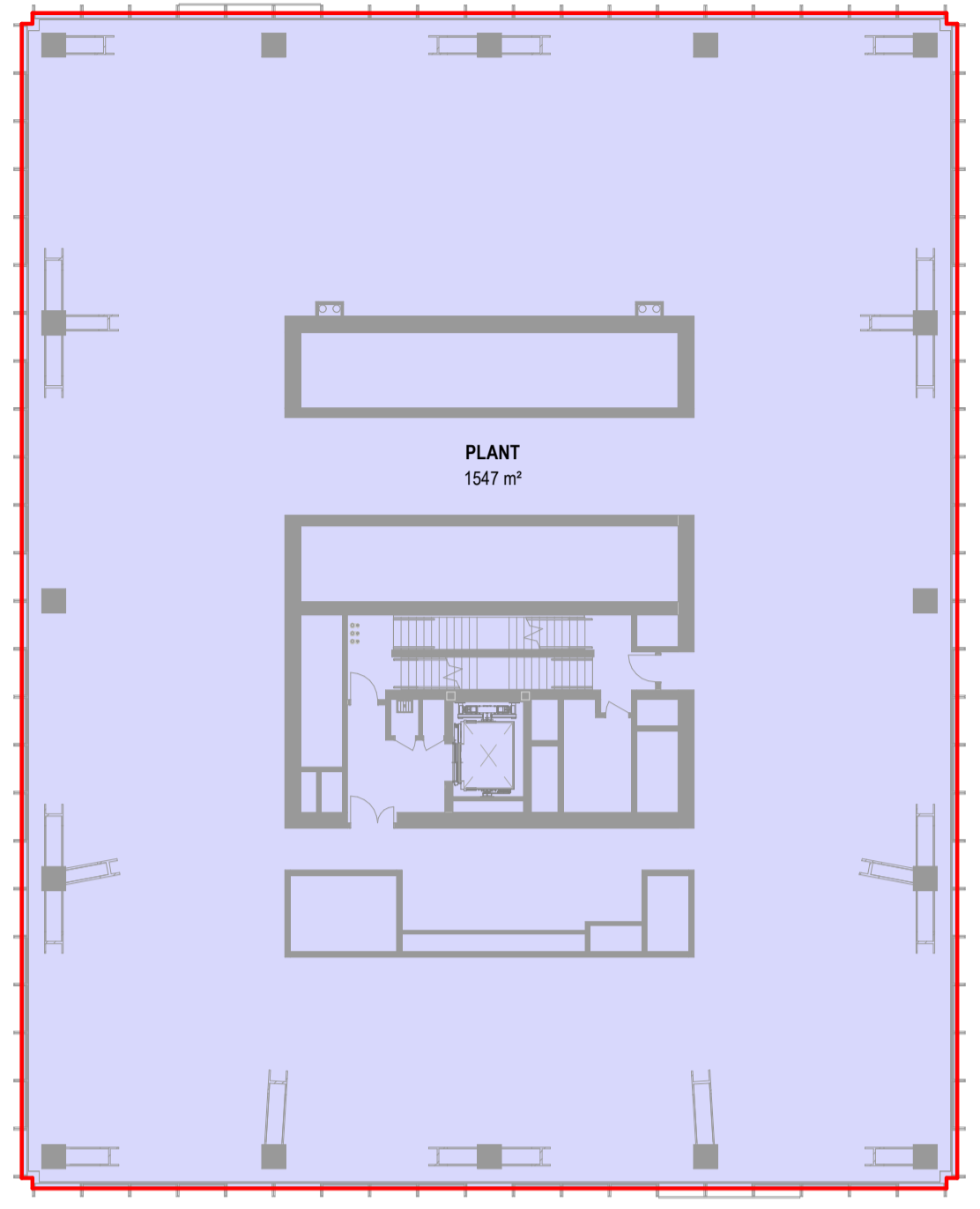
SPACE NAME	BUILDING	LEVEL	AREA	REF
OFFICE	DTW BUILDING	T1-L-25	1545 m ²	INCLUDED
TOTAL GFA:			1545 m ²	

GFA SCHEDULE - DTW BUILDING T1-L-26

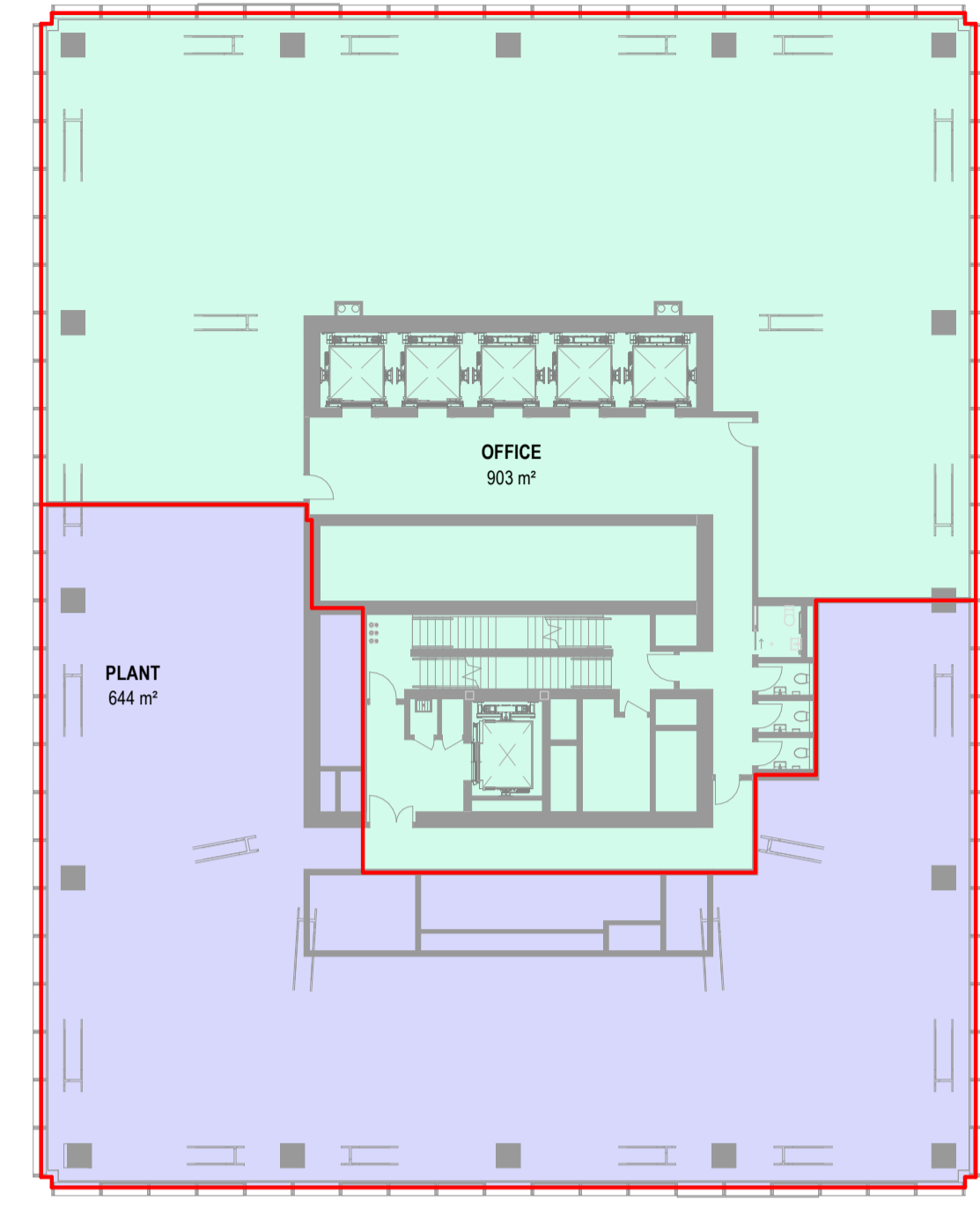
SPACE NAME	BUILDING	LEVEL	AREA	REF
OFFICE	DTW BUILDING	T1-L-26	1542 m ²	INCLUDED
TOTAL GFA:			1542 m ²	



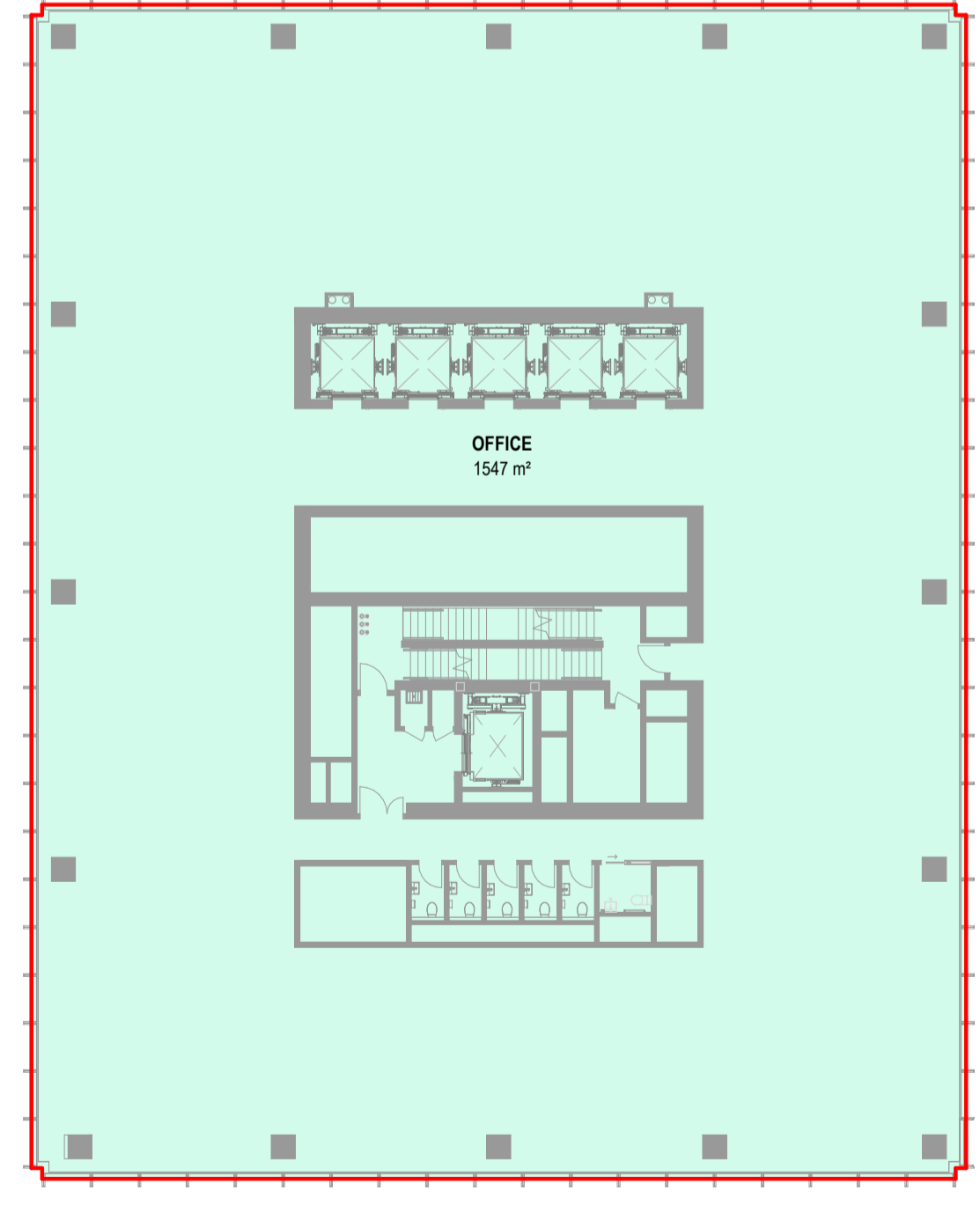
GFA PLAN - DTW LEVEL T1-L-20
 1:250



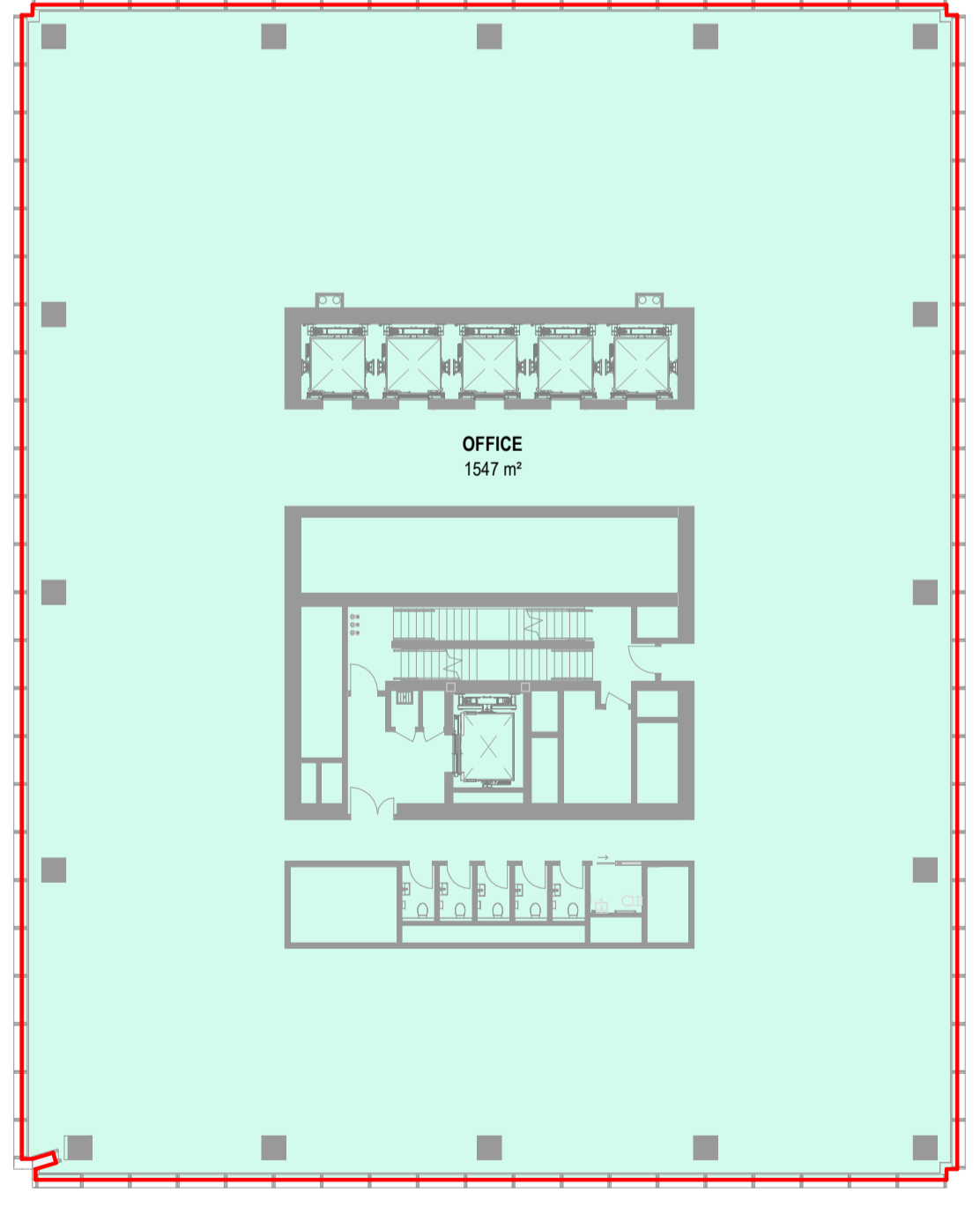
GFA PLAN - DTW LEVEL T1-L-21
 1:250



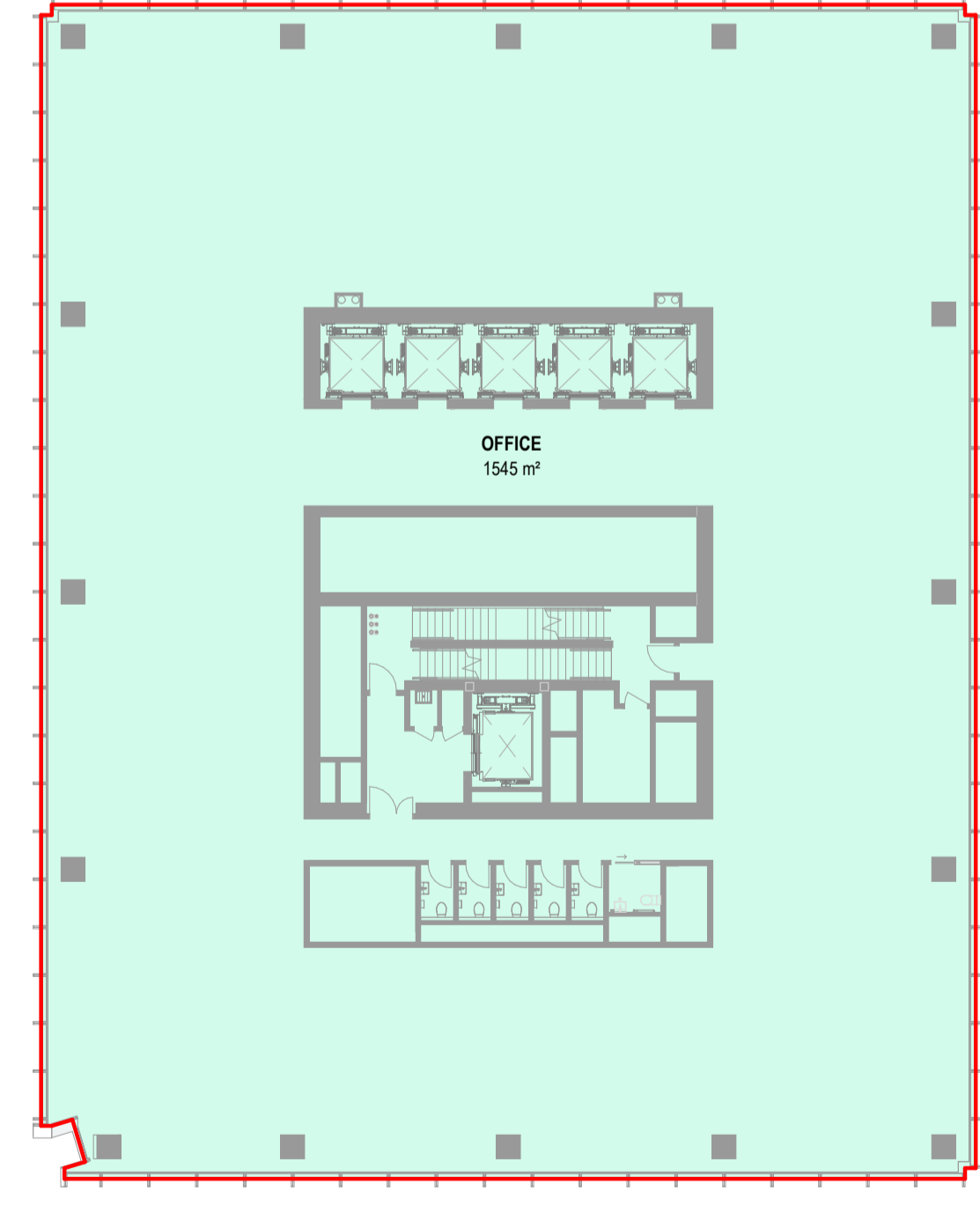
GFA PLAN - DTW LEVEL T1-L-22
 1:250



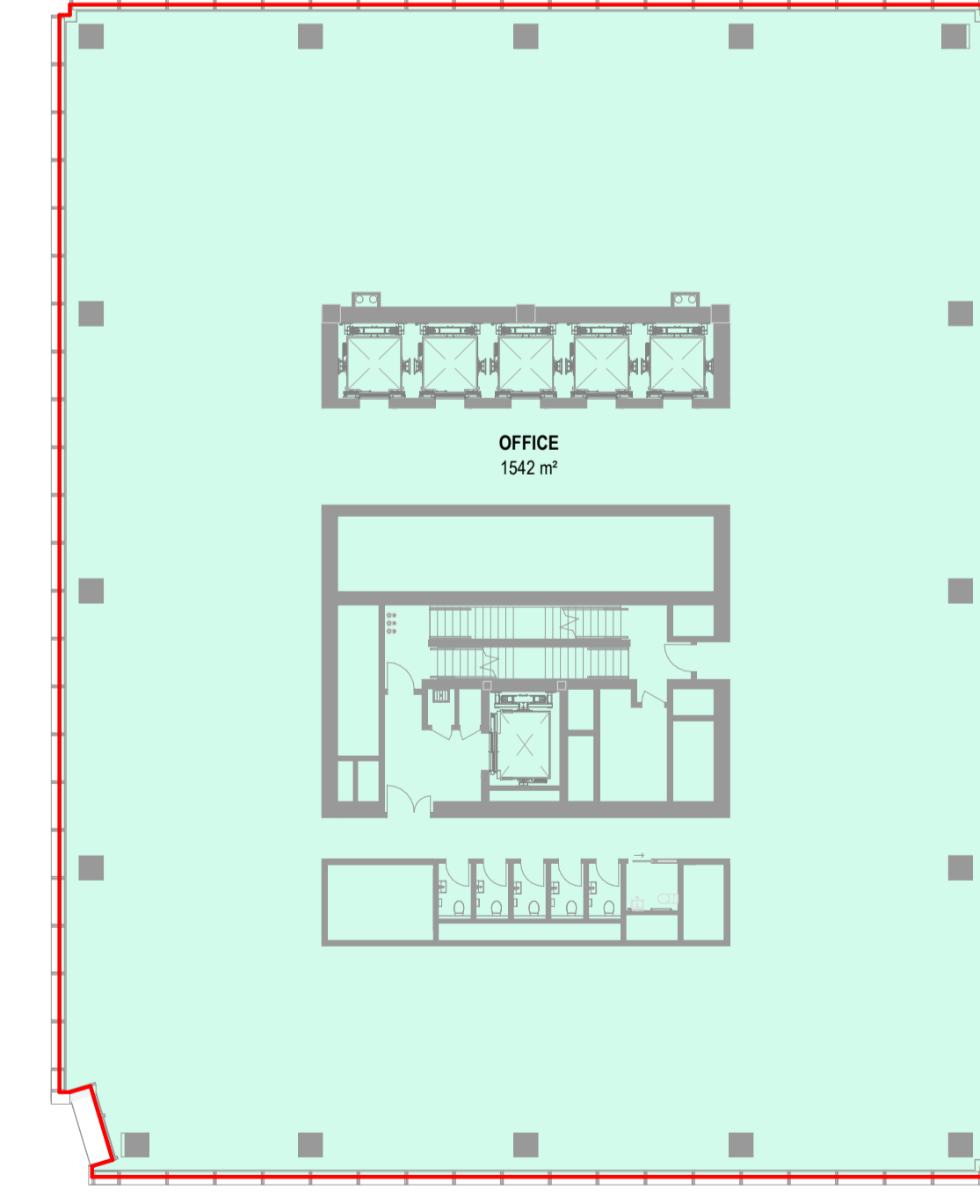
GFA PLAN - DTW LEVEL T1-L-23
 1:250



GFA PLAN - DTW LEVEL T1-L-24
 1:250



GFA PLAN - DTW LEVEL T1-L-25
 1:250



GFA PLAN - DTW LEVEL T1-L-26
 1:250

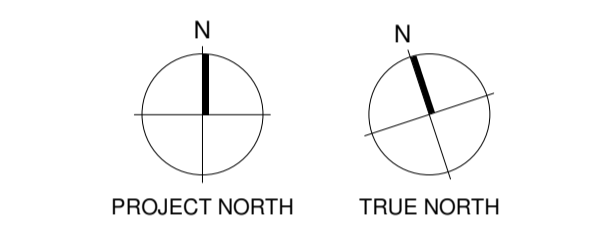
All dimension to be verified on site before producing shop drawings or commencing any work. Do not scale. The copyright of this drawing remains with Warren and Mahoney Architects New Zealand Ltd.

- Revisions**
- A 31/05/24 RC METRICS
 - B 07/06/24 DRAFT RC ISSUE
 - C 01/07/24 DRAFT RC ISSUE
 - D 22/07/24 DRAFT RC ISSUE
 - E 22/07/24 RC ISSUE
 - F 09/12/24 DESIGN UPDATE RC RFI 1

Notes
COMMERCIAL IN CONFIDENCE

GFA PLAN KEY:

- INCLUDED IN GFA
- EXCLUDED FROM GFA
- INTERIOR VOID - EXCLUDED FROM GFA
- EXTERIOR - EXCLUDED FROM GFA
- VERTICAL DISTANCE BETWEEN STOREYS EXCEEDS 6M - MULTIPLIED IN GFA



- Consultants**
- RCP Project Manager
 - RLB Quantity Surveyor
 - HOLMES Structural Engineer
 - MOTT MAC DONALD Services Engineer
 - CROSSFIRE Fire Engineer
 - TONKIN + TAYLOR Civil Engineer
 - FLOW Traffic Engineer

Client

Warren and Mahoney Architects New Zealand Ltd

Ground Floor, Mason Bros.
 139 Pakenham Street West
 Wynyard Quarter
 Auckland 1010
 New Zealand
 Phone + 64 9 309 4894

Registered Architects and Designers
www.warrenandmahoney.com

Project Title
DOWNTOWN WEST

2 LOWER HOBSON STREET,
 AUCKLAND CBD, AUCKLAND 1010

Drawing Title
GFA AREA PLAN - DTW BUILDING T1 L27 - T1 L33

Drawing Status
RESOURCE CONSENT ISSUE

Drawing Details

Scale	1:250 @ A1
Date	09/12/24
Job No	9234
Drawn	WAM
Checked	WAM

Drawing No RC05-0112 **Revision** (F)

WARREN AND MAHONEY

GFA SCHEDULE - DTW BUILDING T1-L-27

SPACE NAME	BUILDING	LEVEL	AREA	REF
OFFICE	DTW BUILDING	T1-L-27	1539 m ²	INCLUDED
TOTAL GFA:			1539 m ²	

GFA SCHEDULE - DTW BUILDING T1-L-28

SPACE NAME	BUILDING	LEVEL	AREA	REF
OFFICE	DTW BUILDING	T1-L-28	1536 m ²	INCLUDED
TOTAL GFA:			1536 m ²	

GFA SCHEDULE - DTW BUILDING T1-L-29

SPACE NAME	BUILDING	LEVEL	AREA	REF
OFFICE	DTW BUILDING	T1-L-29	1531 m ²	INCLUDED
TOTAL GFA:			1531 m ²	

GFA SCHEDULE - DTW BUILDING T1-L-30

SPACE NAME	BUILDING	LEVEL	AREA	REF
OFFICE	DTW BUILDING	T1-L-30	1525 m ²	INCLUDED
TOTAL GFA:			1525 m ²	

GFA SCHEDULE - DTW BUILDING T1-L-31

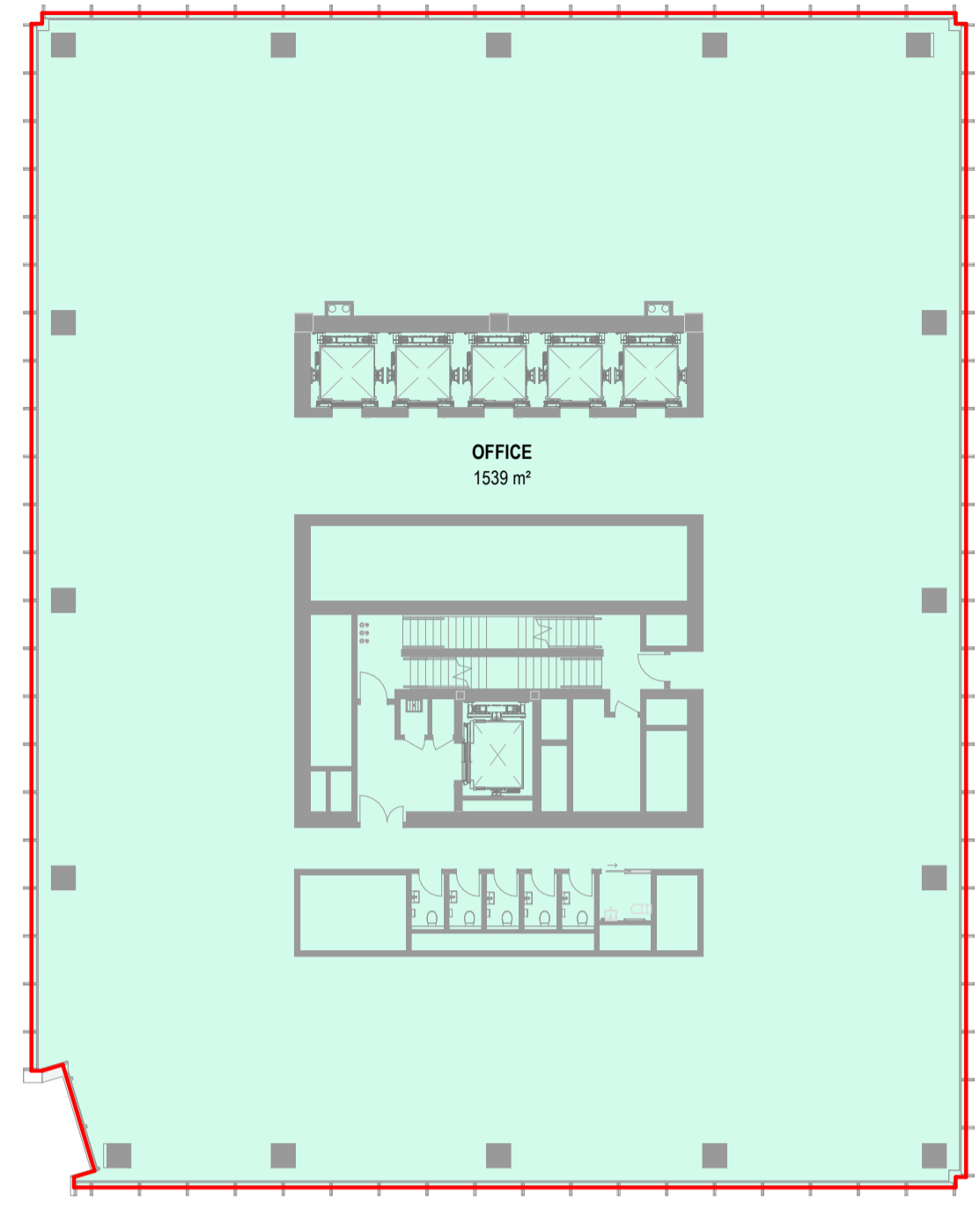
SPACE NAME	BUILDING	LEVEL	AREA	REF
OFFICE	DTW BUILDING	T1-L-31	1519 m ²	INCLUDED
TOTAL GFA:			1519 m ²	

GFA SCHEDULE - DTW BUILDING T1-L-32

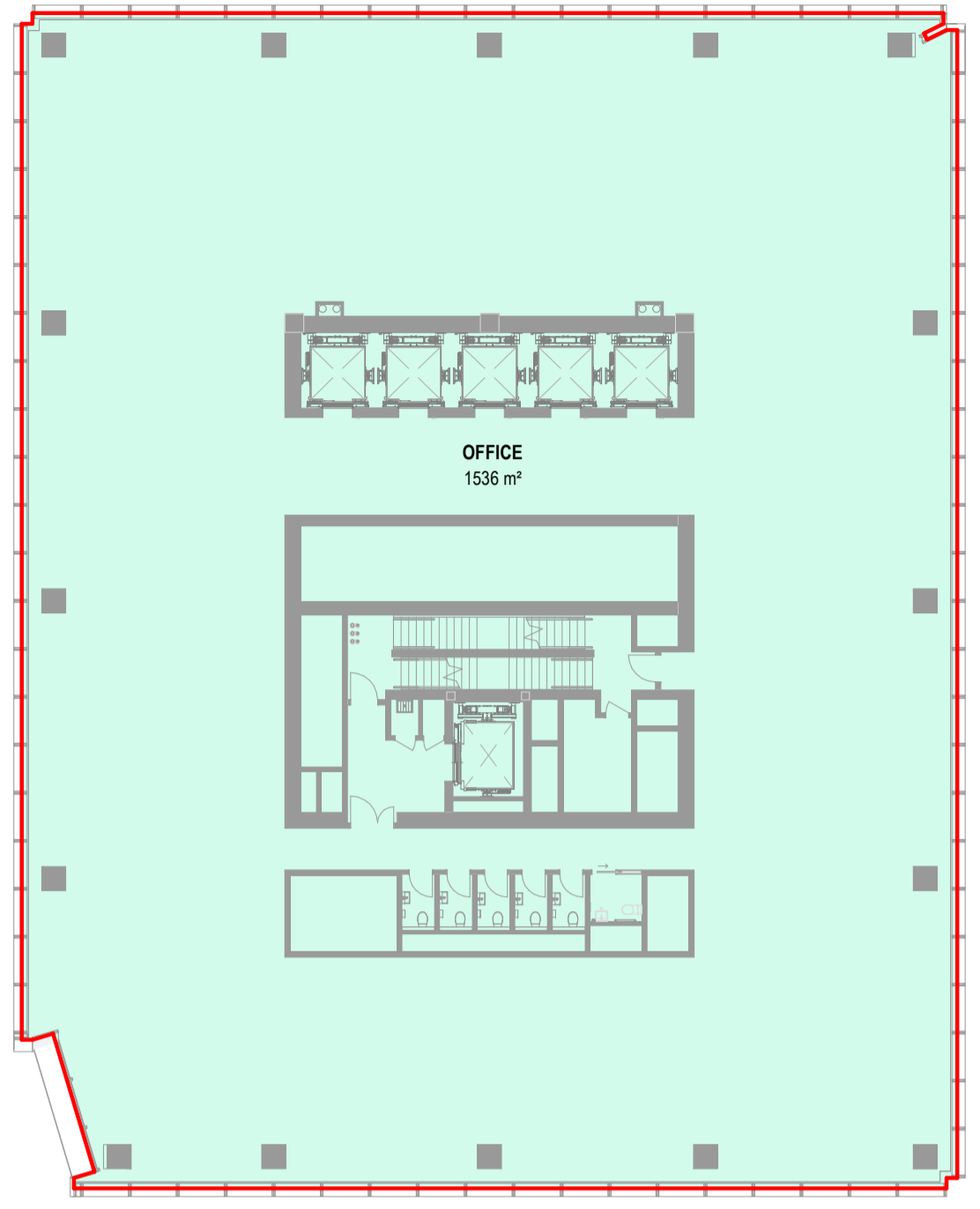
SPACE NAME	BUILDING	LEVEL	AREA	REF
OFFICE	DTW BUILDING	T1-L-32	1444 m ²	INCLUDED
TOTAL GFA:			1444 m ²	

GFA SCHEDULE - DTW BUILDING T1-L-33

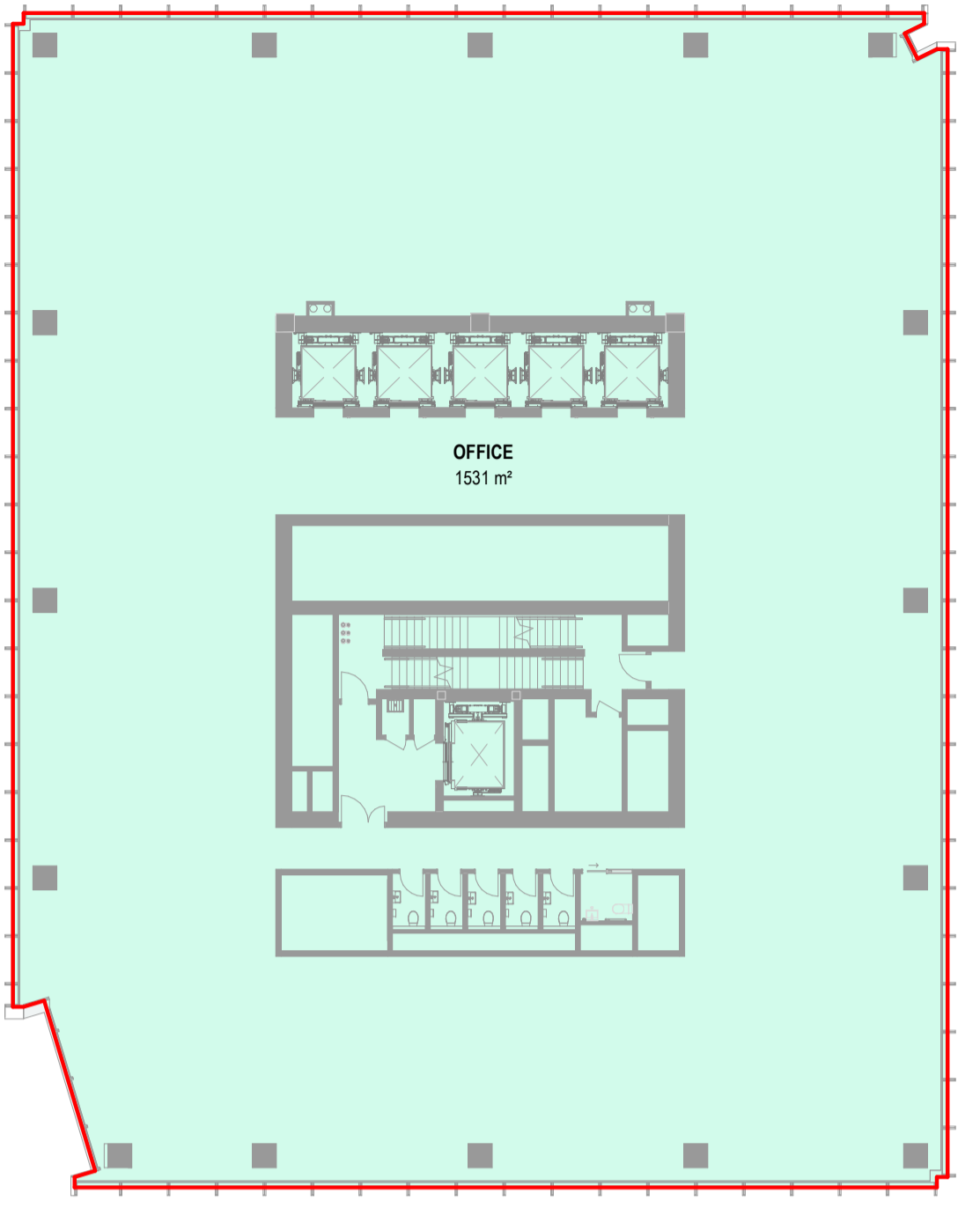
SPACE NAME	BUILDING	LEVEL	AREA	REF
OFFICE	DTW BUILDING	T1-L-33	1504 m ²	INCLUDED
TOTAL GFA:			1504 m ²	



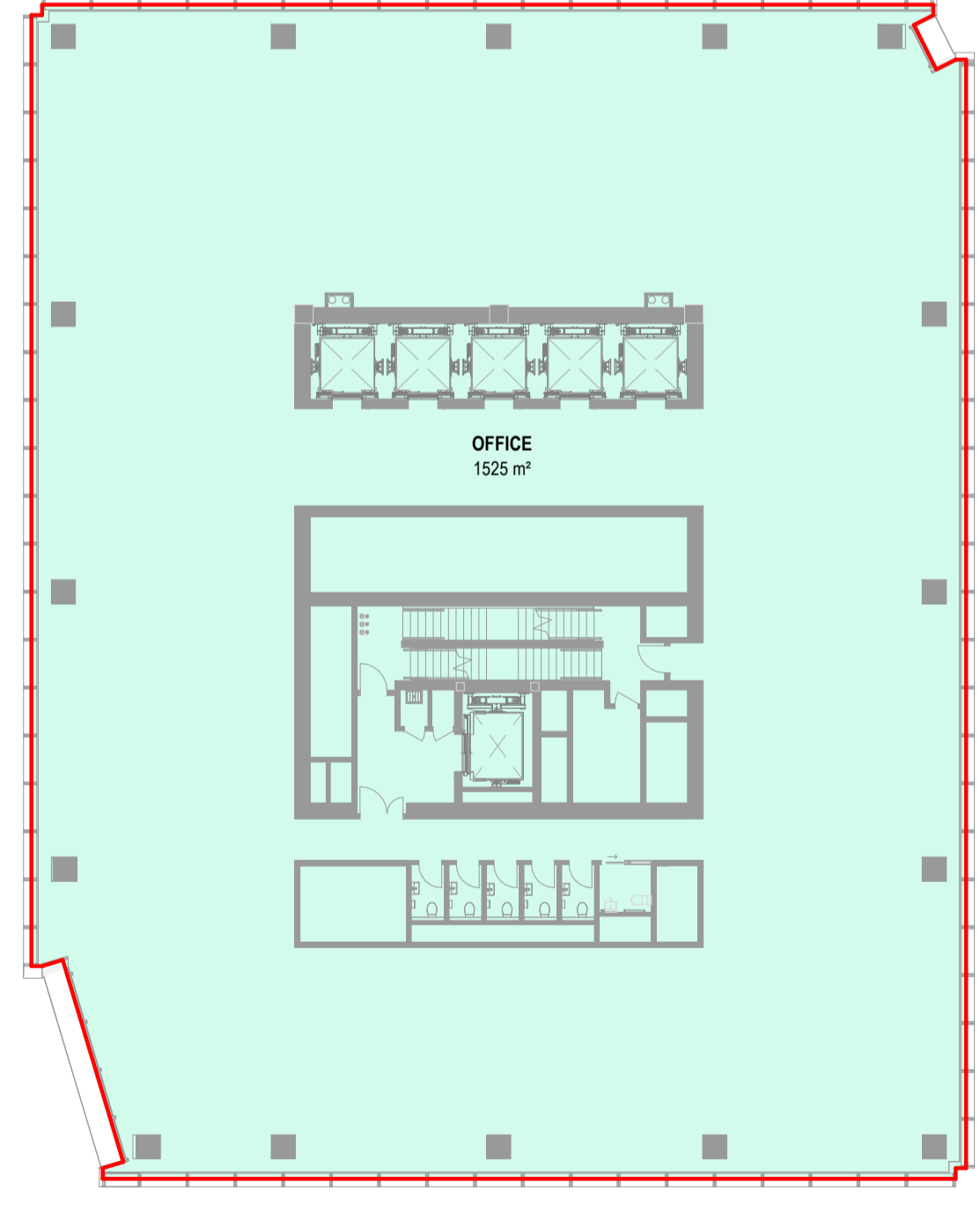
GFA PLAN - DTW LEVEL T1-L-27
 1:250



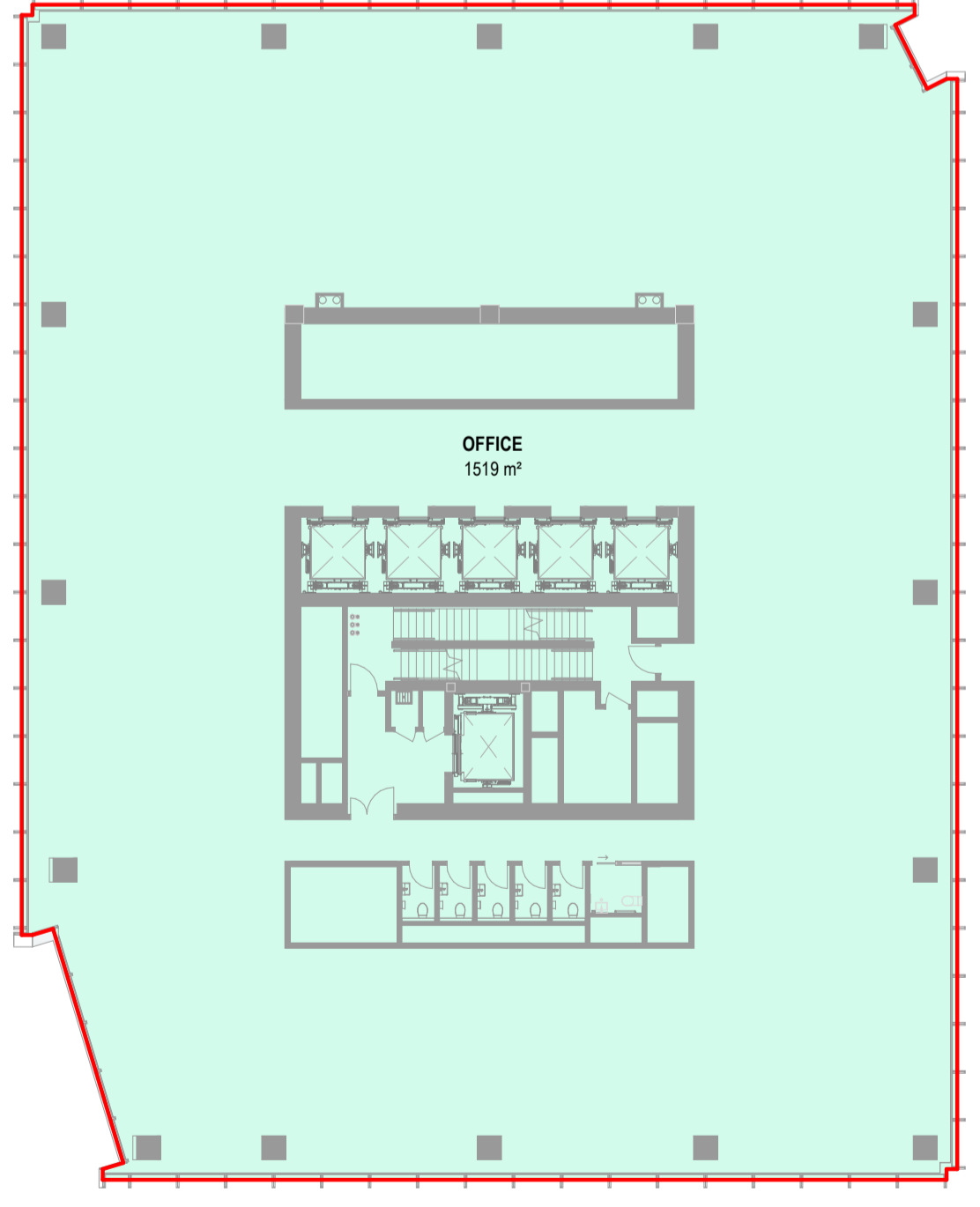
GFA PLAN - DTW LEVEL T1-L-28
 1:250



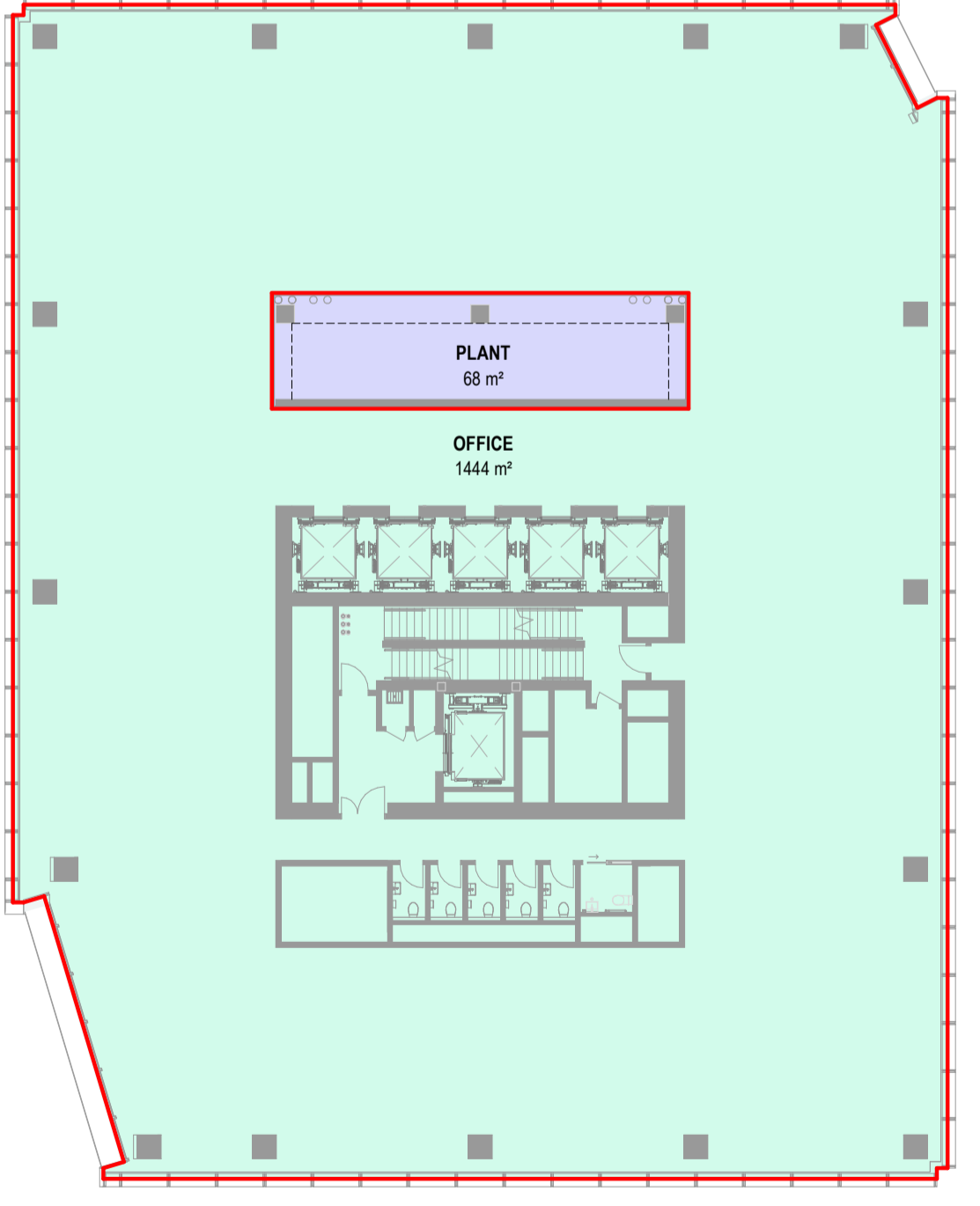
GFA PLAN - DTW LEVEL T1-L-29
 1:250



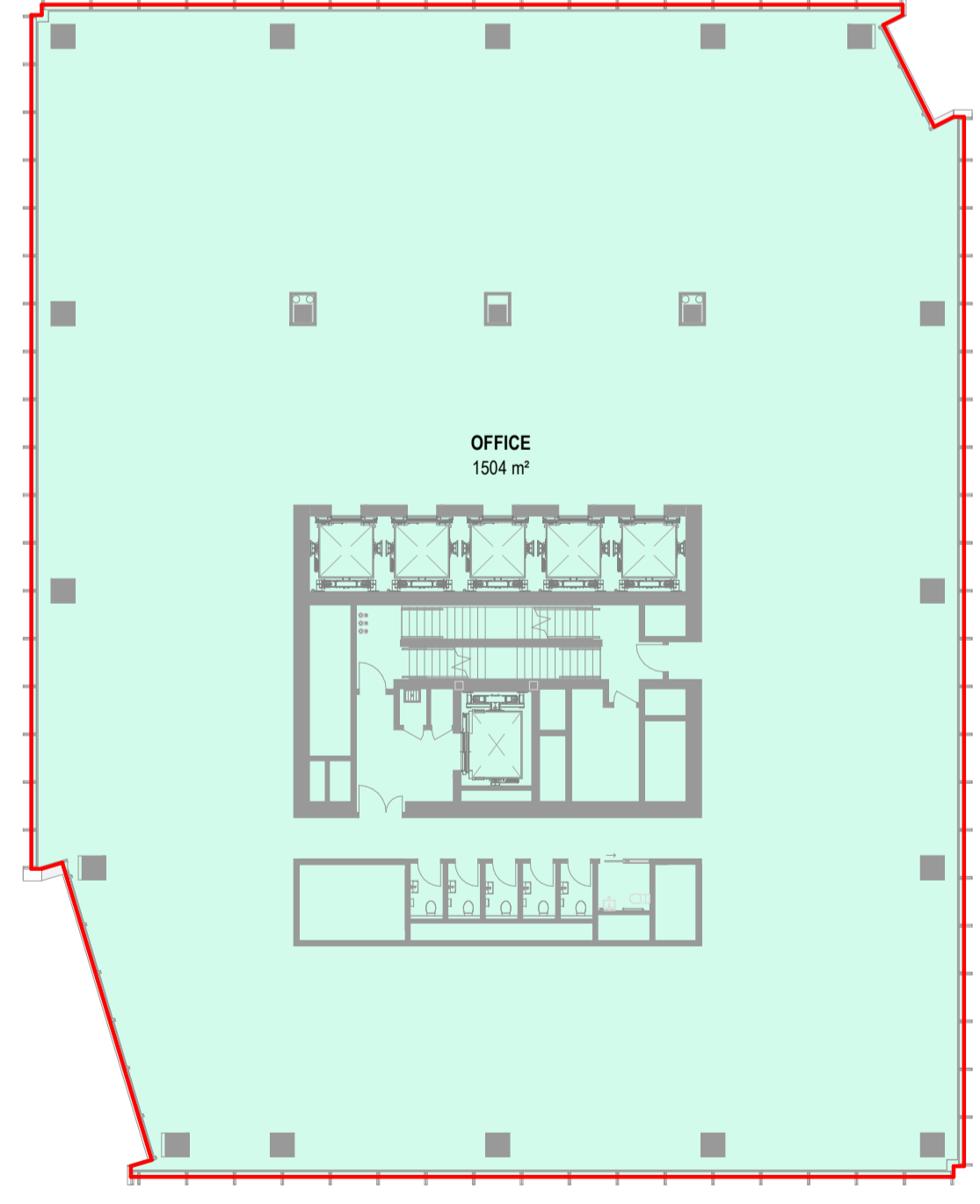
GFA PLAN - DTW LEVEL T1-L-30
 1:250



GFA PLAN - DTW LEVEL T1-L-31
 1:250



GFA PLAN - DTW LEVEL T1-L-32
 1:250



GFA PLAN - DTW LEVEL T1-L-33
 1:250

All dimension to be verified on site before producing shop drawings or commencing any work. Do not scale. The copyright of this drawing remains with Warren and Mahoney Architects New Zealand Ltd.

Revisions

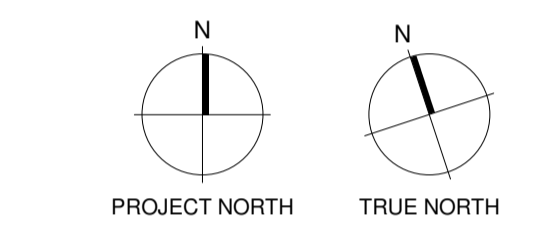
- A 31/05/24 RC METRICS
- B 07/06/24 DRAFT RC ISSUE
- C 01/07/24 DRAFT RC ISSUE
- D 22/07/24 DRAFT RC ISSUE
- E 22/07/24 RC ISSUE
- F 09/12/24 DESIGN UPDATE RC RFI 1

Notes

COMMERCIAL IN CONFIDENCE

GFA PLAN KEY:

- INCLUDED IN GFA
- EXCLUDED FROM GFA
- INTERIOR VOID - EXCLUDED FROM GFA
- EXTERIOR - EXCLUDED FROM GFA
- VERTICAL DISTANCE BETWEEN STOREYS EXCEEDS 6M - MULTIPLIED IN GFA



Consultants

- RCP Project Manager
- RLB Quantity Surveyor
- HOLMES Structural Engineer
- MOTT MAC DONALD Services Engineer
- CROSSFIRE Fire Engineer
- TONKIN + TAYLOR Civil Engineer
- FLOW Traffic Engineer

Client



Warren and Mahoney Architects New Zealand Ltd

Ground Floor, Mason Bros.
139 Pakenham Street West
Wynyard Quarter
Auckland 1010
New Zealand
Phone + 64 9 309 4894

Registered Architects and Designers
www.warrenandmahoney.com

Project Title

DOWNTOWN WEST

2 LOWER HOBSON STREET,
AUCKLAND CBD, AUCKLAND 1010

Drawing Title

GFA AREA PLAN - DTW BUILDING T1 L34 - T1 L40

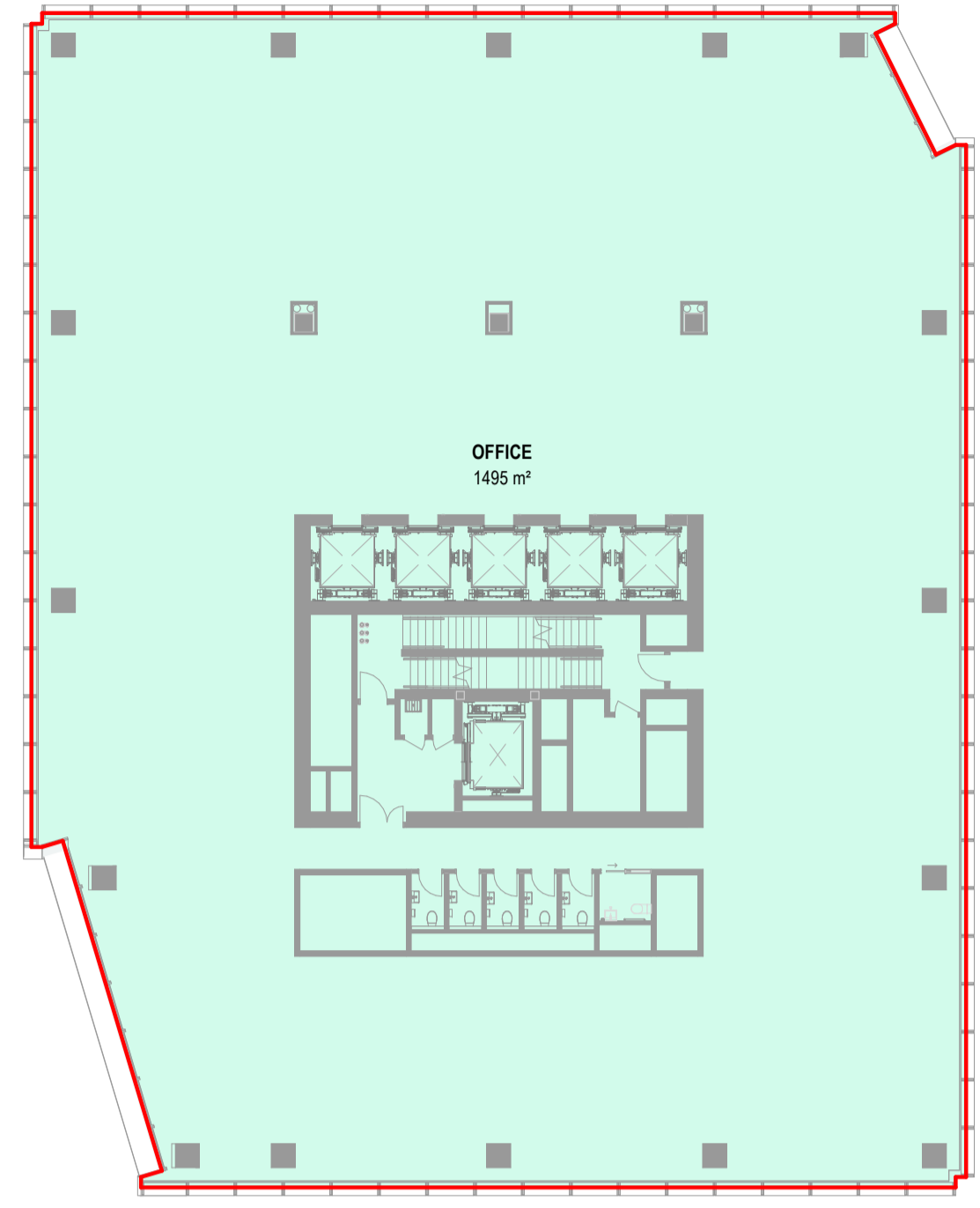
Drawing Status

RESOURCE CONSENT ISSUE

Drawing Details
Scale 1:250 @ A1
Date 09/12/24
Job No 9234
Drawn WAM
Checked WAM

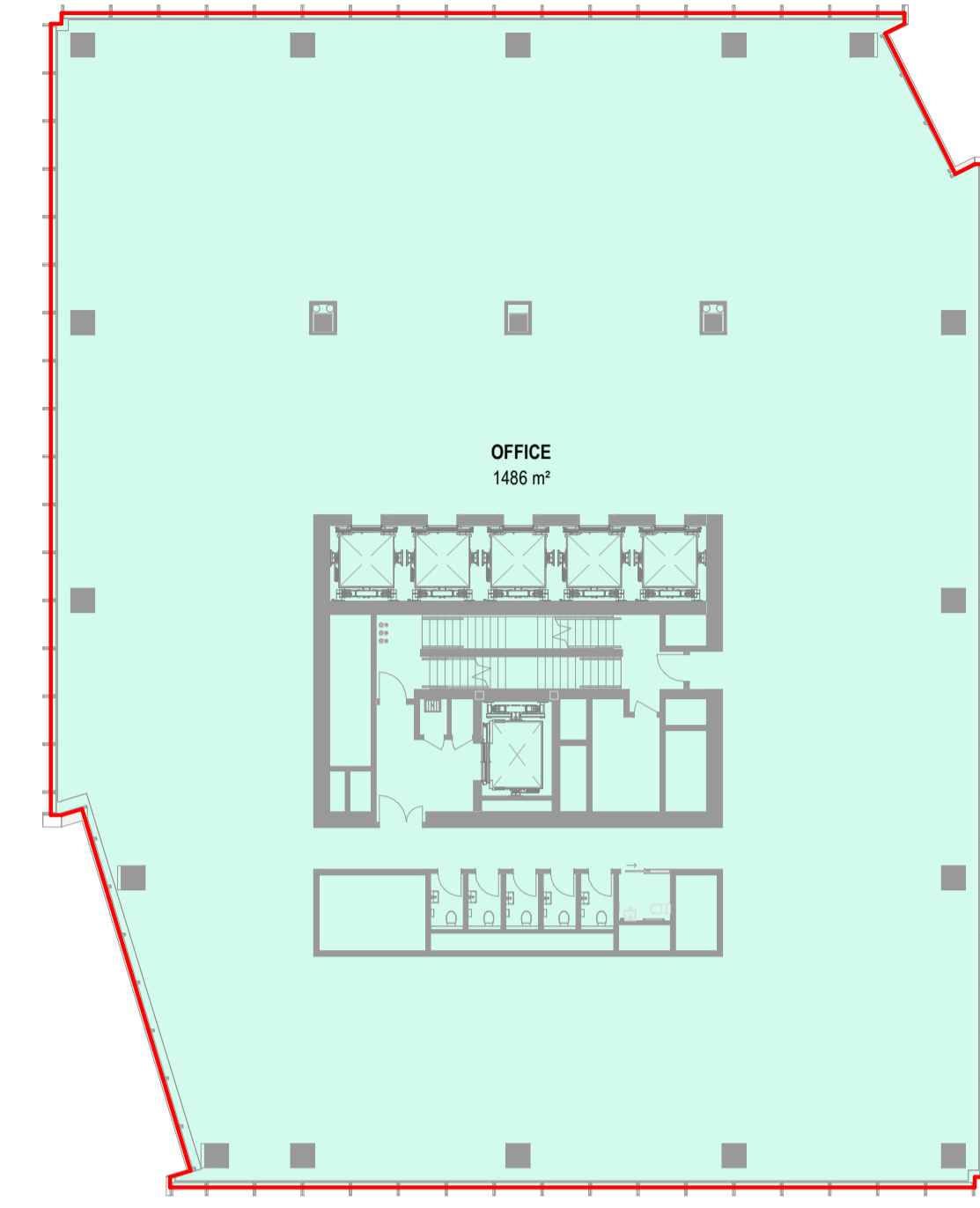
Drawing No RC05-0113
Revision F

WARREN AND MAHONEY



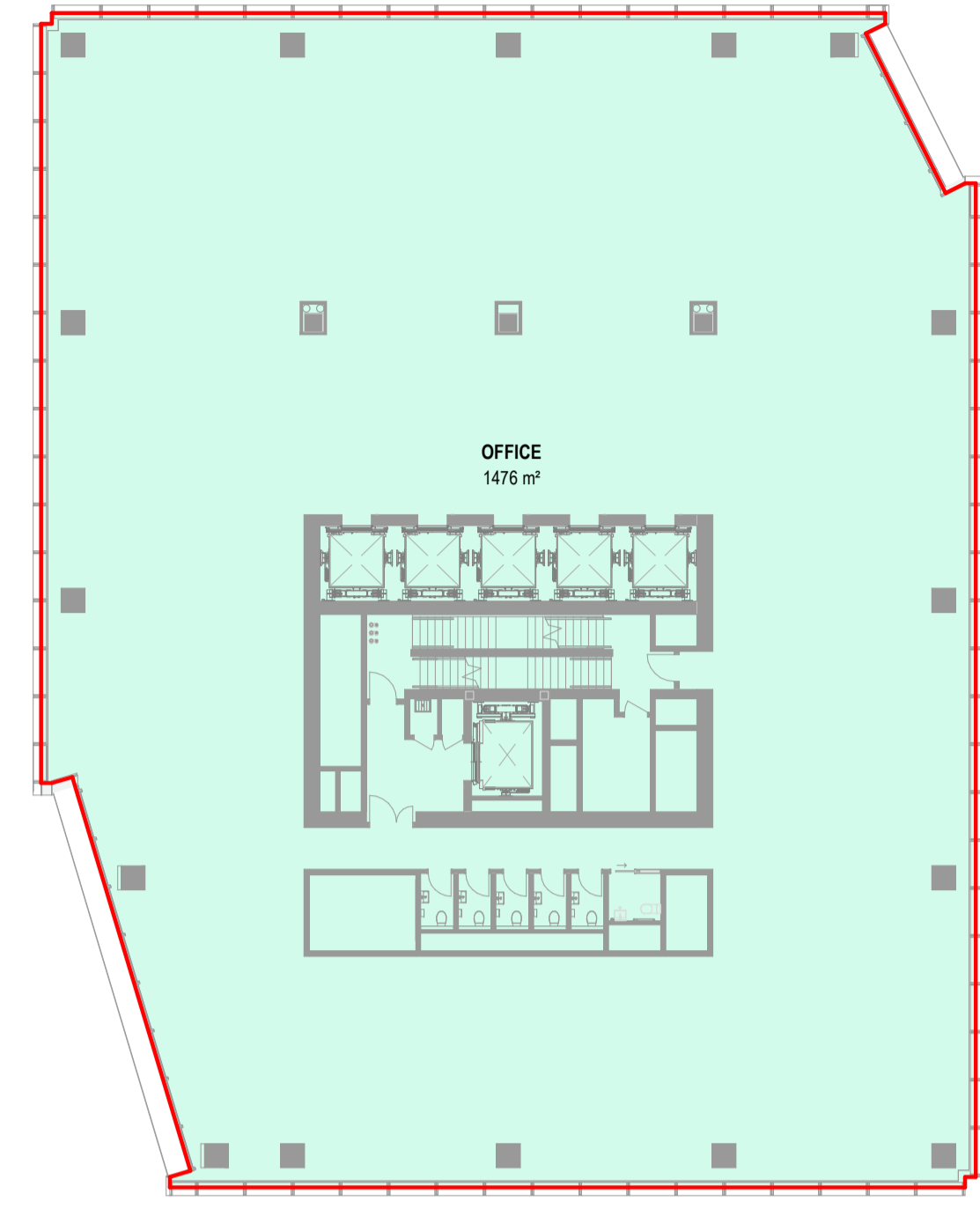
GFA PLAN - DTW LEVEL T1-L-34

1:250



GFA PLAN - DTW LEVEL T1-L-35

1:250



GFA PLAN - DTW LEVEL T1-L-36

1:250

GFA SCHEDULE - DTW BUILDING T1-L-34

SPACE NAME	BUILDING	LEVEL	AREA	REF
OFFICE	DTW BUILDING	T1-L-34	1495 m ²	INCLUDED
TOTAL GFA:			1495 m ²	

GFA SCHEDULE - DTW BUILDING T1-L-35

SPACE NAME	BUILDING	LEVEL	AREA	REF
OFFICE	DTW BUILDING	T1-L-35	1486 m ²	INCLUDED
TOTAL GFA:			1486 m ²	

GFA SCHEDULE - DTW BUILDING T1-L-36

SPACE NAME	BUILDING	LEVEL	AREA	REF
OFFICE	DTW BUILDING	T1-L-36	1476 m ²	INCLUDED
TOTAL GFA:			1476 m ²	

GFA SCHEDULE - DTW BUILDING T1-L-37

SPACE NAME	BUILDING	LEVEL	AREA	REF
OFFICE	DTW BUILDING	T1-L-37	1466 m ²	INCLUDED
TOTAL GFA:			1466 m ²	

GFA SCHEDULE - DTW BUILDING T1-L-38

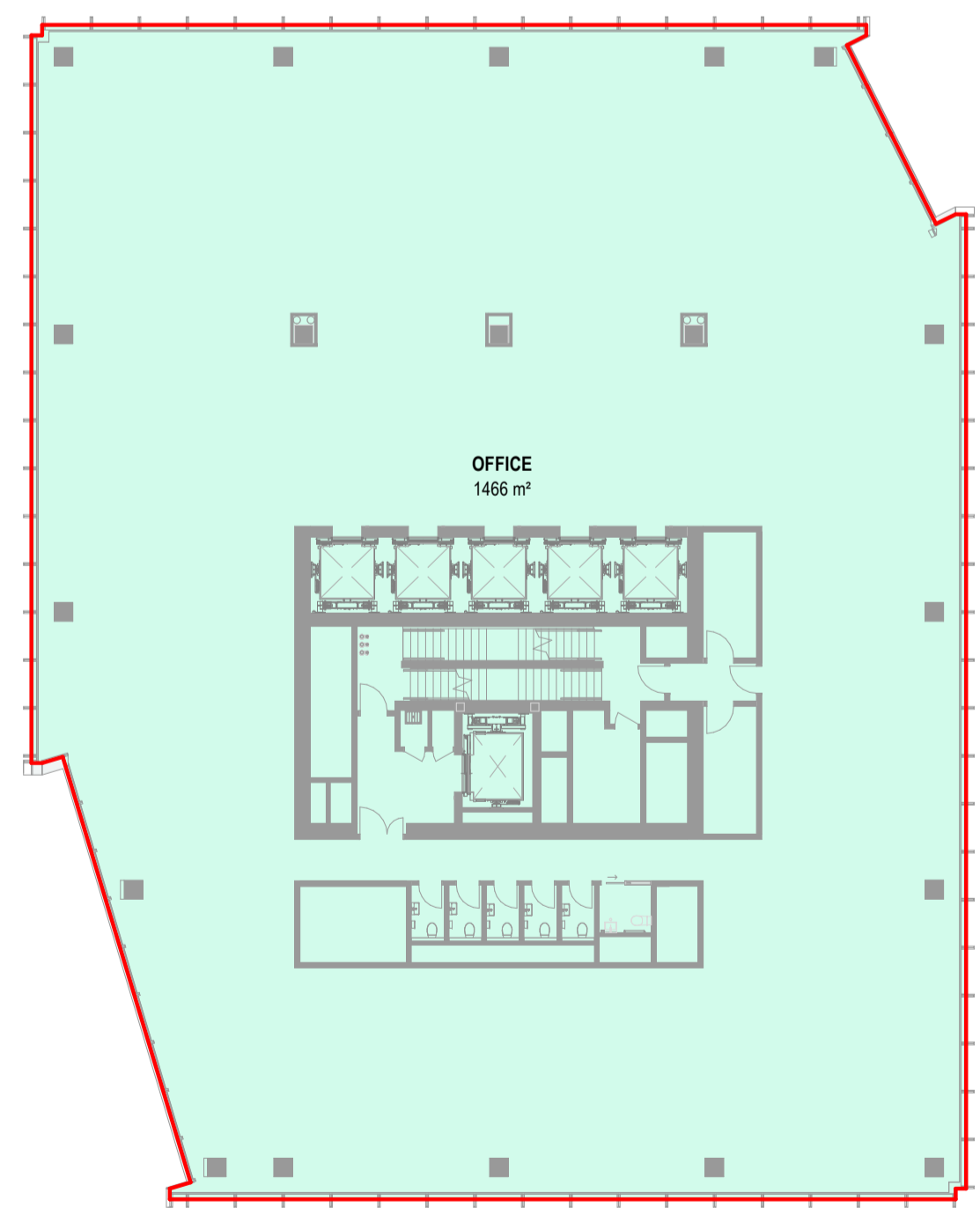
SPACE NAME	BUILDING	LEVEL	AREA	REF
OFFICE	DTW BUILDING	T1-L-38	1455 m ²	INCLUDED
TOTAL GFA:			1455 m ²	

GFA SCHEDULE - DTW BUILDING T1-L-39

SPACE NAME	BUILDING	LEVEL	AREA	REF
OFFICE	DTW BUILDING	T1-L-39	1443 m ²	INCLUDED
TOTAL GFA:			1443 m ²	

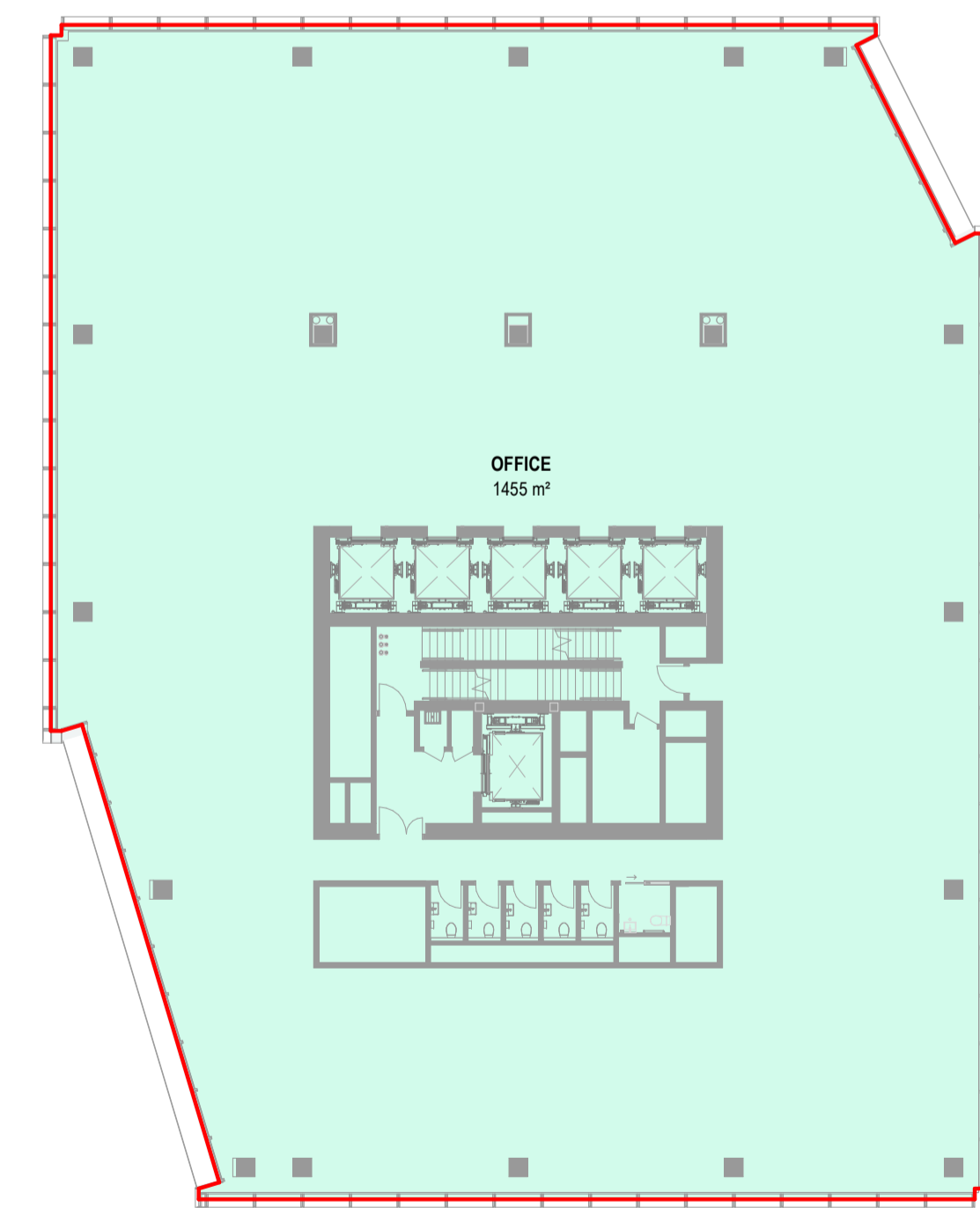
GFA SCHEDULE - DTW BUILDING T1-L-40

SPACE NAME	BUILDING	LEVEL	AREA	REF
OFFICE	DTW BUILDING	T1-L-40	1430 m ²	INCLUDED
TOTAL GFA:			1430 m ²	



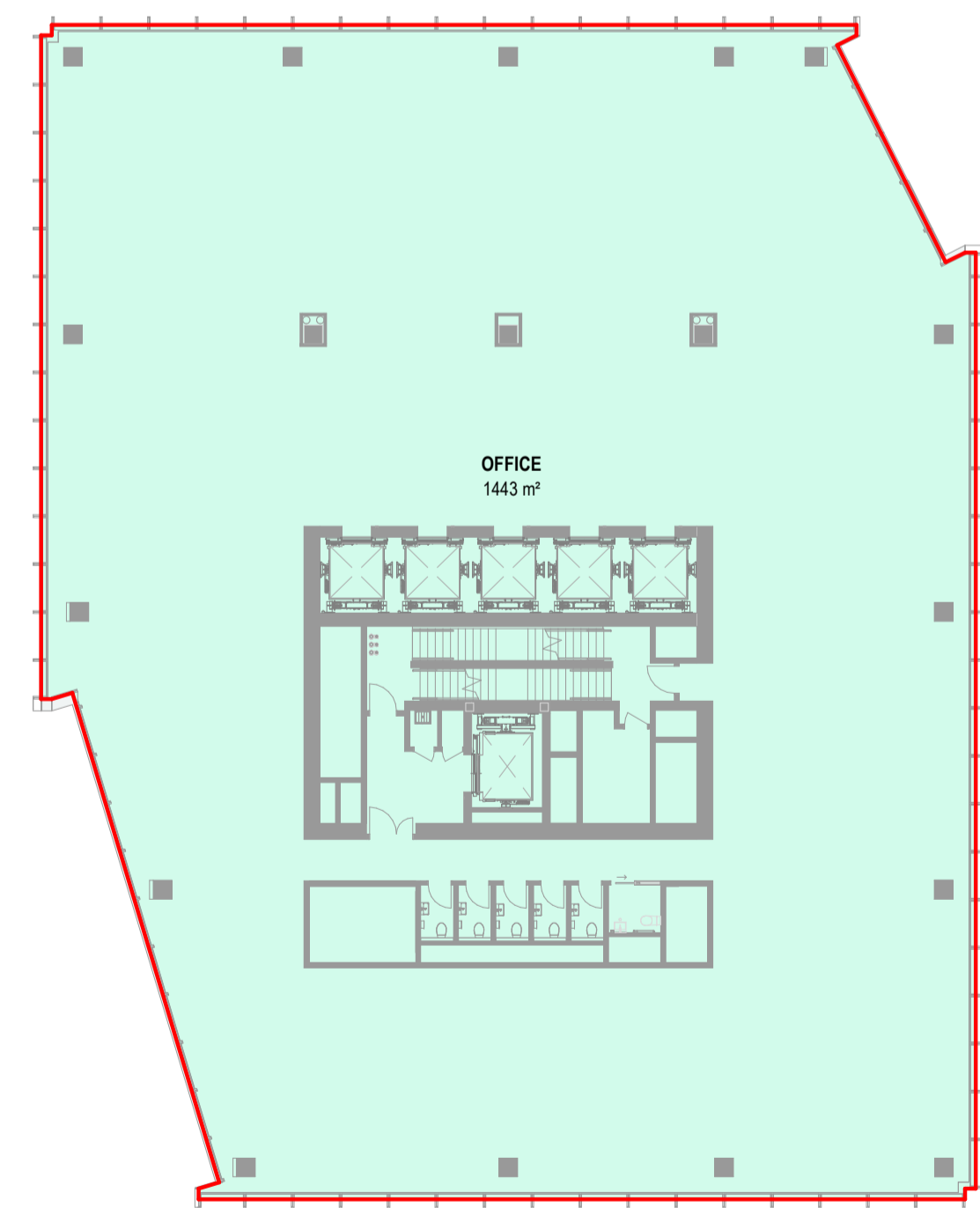
GFA PLAN - DTW LEVEL T1-L-37

1:250



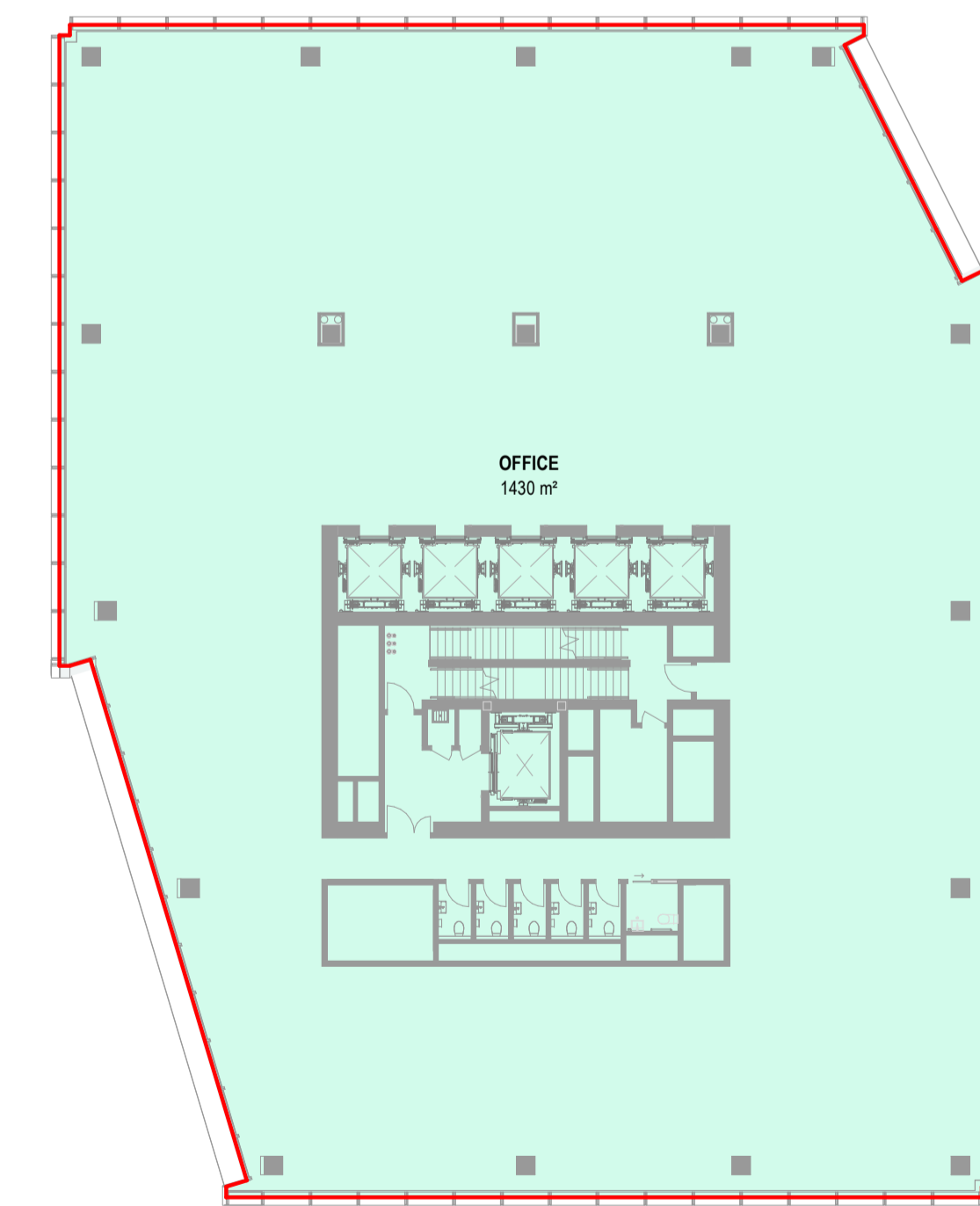
GFA PLAN - DTW LEVEL T1-L-38

1:250



GFA PLAN - DTW LEVEL T1-L-39

1:250



GFA PLAN - DTW LEVEL T1-L-40

1:250

All dimension to be verified on site before producing shop drawings or commencing any work. Do not scale. The copyright of this drawing remains with Warren and Mahoney Architects New Zealand Ltd.

Revisions

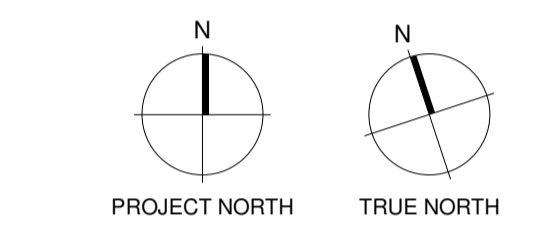
- A 31/05/24 RC METRICS
- B 07/06/24 DRAFT RC ISSUE
- C 01/07/24 DRAFT RC ISSUE
- D 22/07/24 DRAFT RC ISSUE
- E 22/07/24 RC ISSUE
- F 09/12/24 DESIGN UPDATE RC RFI 1

Notes

COMMERCIAL IN CONFIDENCE

GFA PLAN KEY:

- INCLUDED IN GFA
- EXCLUDED FROM GFA
- INTERIOR VOID - EXCLUDED FROM GFA
- EXTERIOR - EXCLUDED FROM GFA
- VERTICAL DISTANCE BETWEEN STOREYS EXCEEDS 6M - MULTIPLIED IN GFA



Consultants

- RCP
Project Manager
- RLB
Quantity Surveyor
- HOLMES
Structural Engineer
- MOTT MAC DONALD
Services Engineer
- CROSSFIRE
Fire Engineer
- TONKIN + TAYLOR
Civil Engineer
- FLOW
Traffic Engineer

Client



Warren and Mahoney Architects New Zealand Ltd

Ground Floor, Mason Bros.
139 Pakenham Street West
Wynyard Quarter
Auckland 1010
New Zealand
Phone + 64 9 309 4894

Registered Architects and Designers
www.warrenandmahoney.com

Project Title

DOWNTOWN WEST

2 LOWER HOBSON STREET,
AUCKLAND CBD, AUCKLAND 1010

Drawing Title

**GFA AREA PLAN -
DTW BUILDING T1
L41 - T1 L47**

Drawing Status

**RESOURCE CONSENT
ISSUE**

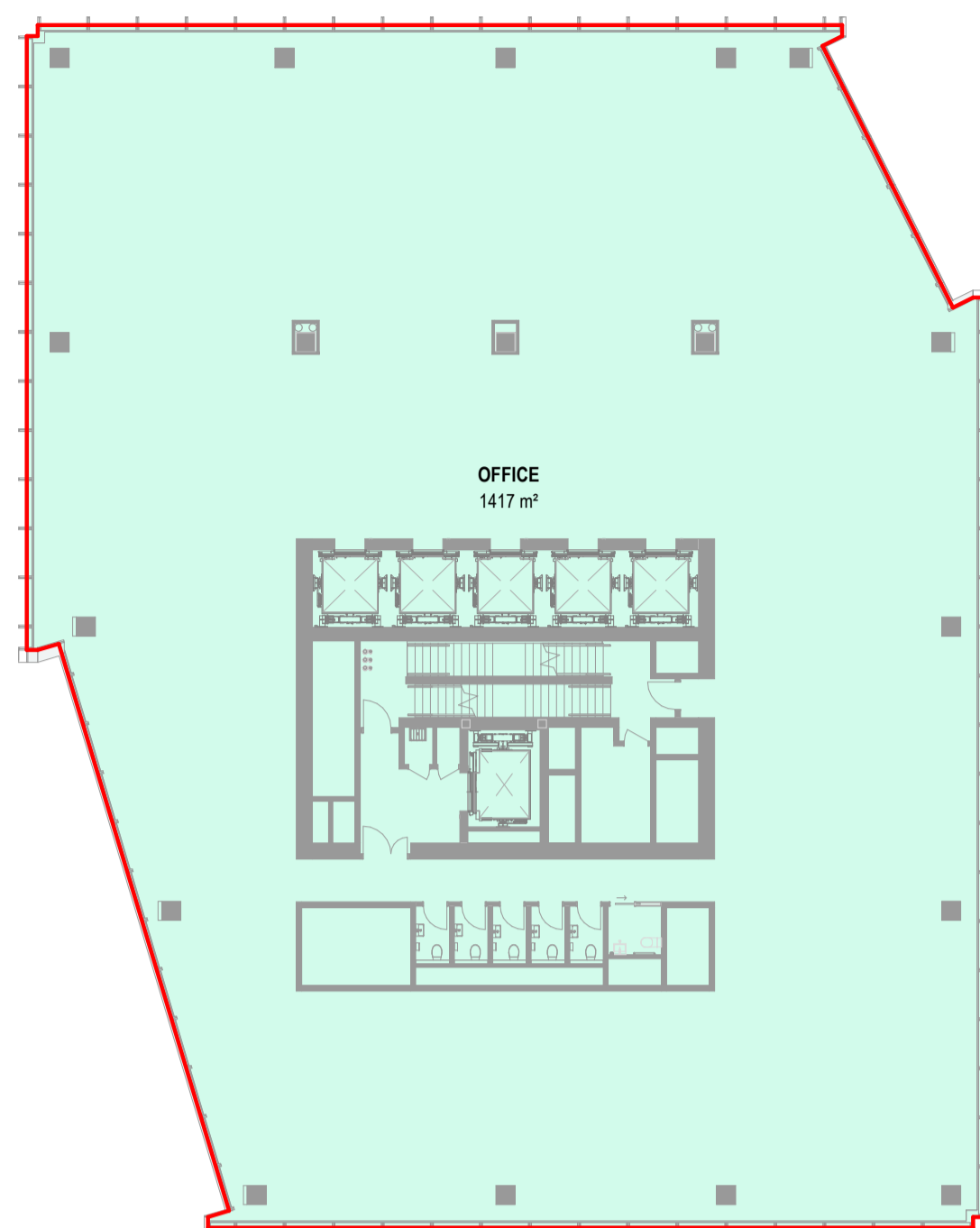
Drawing Details

Scale 1:250 @ A1
Date 09/12/24
Job No 9234
Drawn WAM
Checked WAM

Drawing No Revision

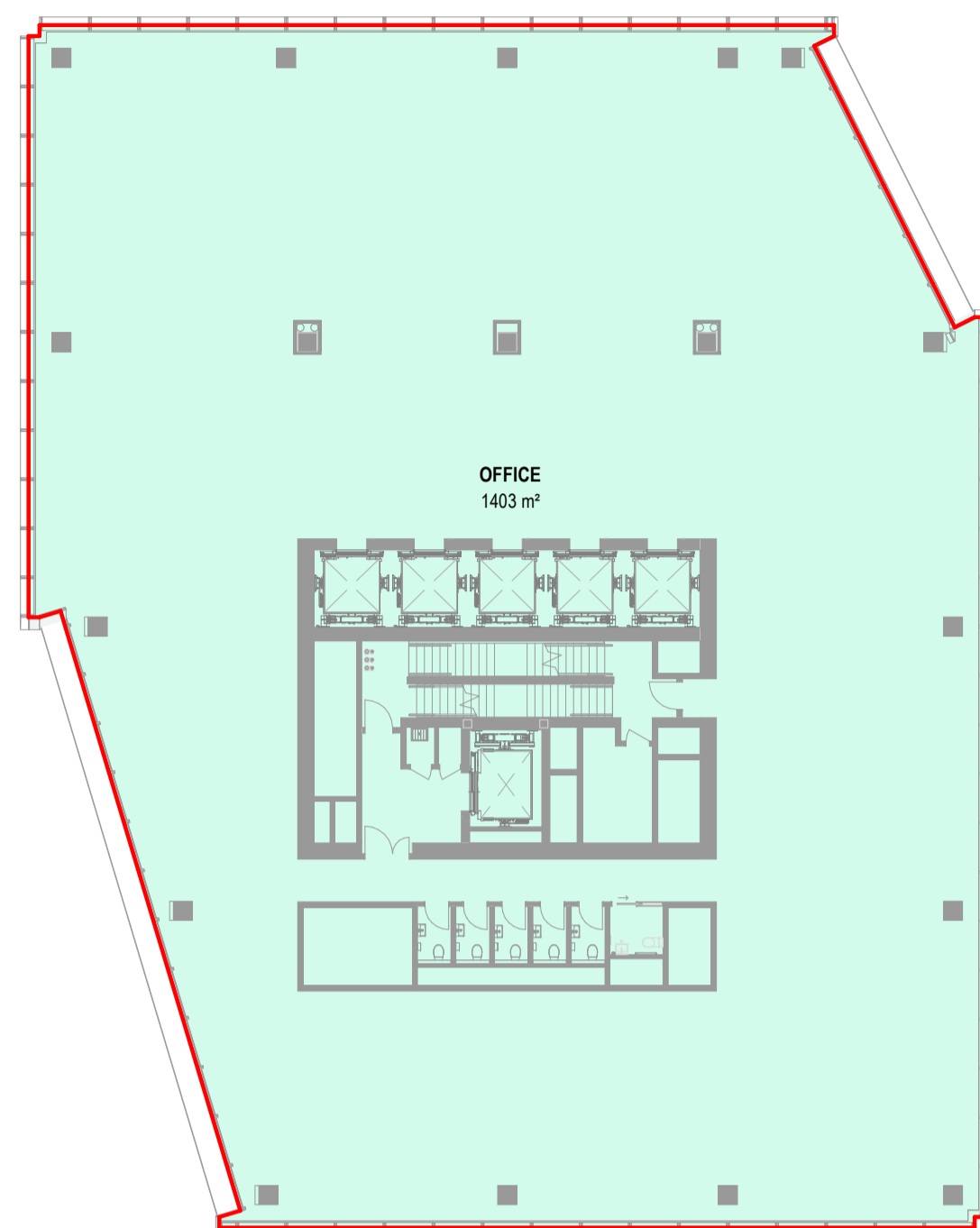
RC05-0114 (F)

WARREN AND MAHONEY



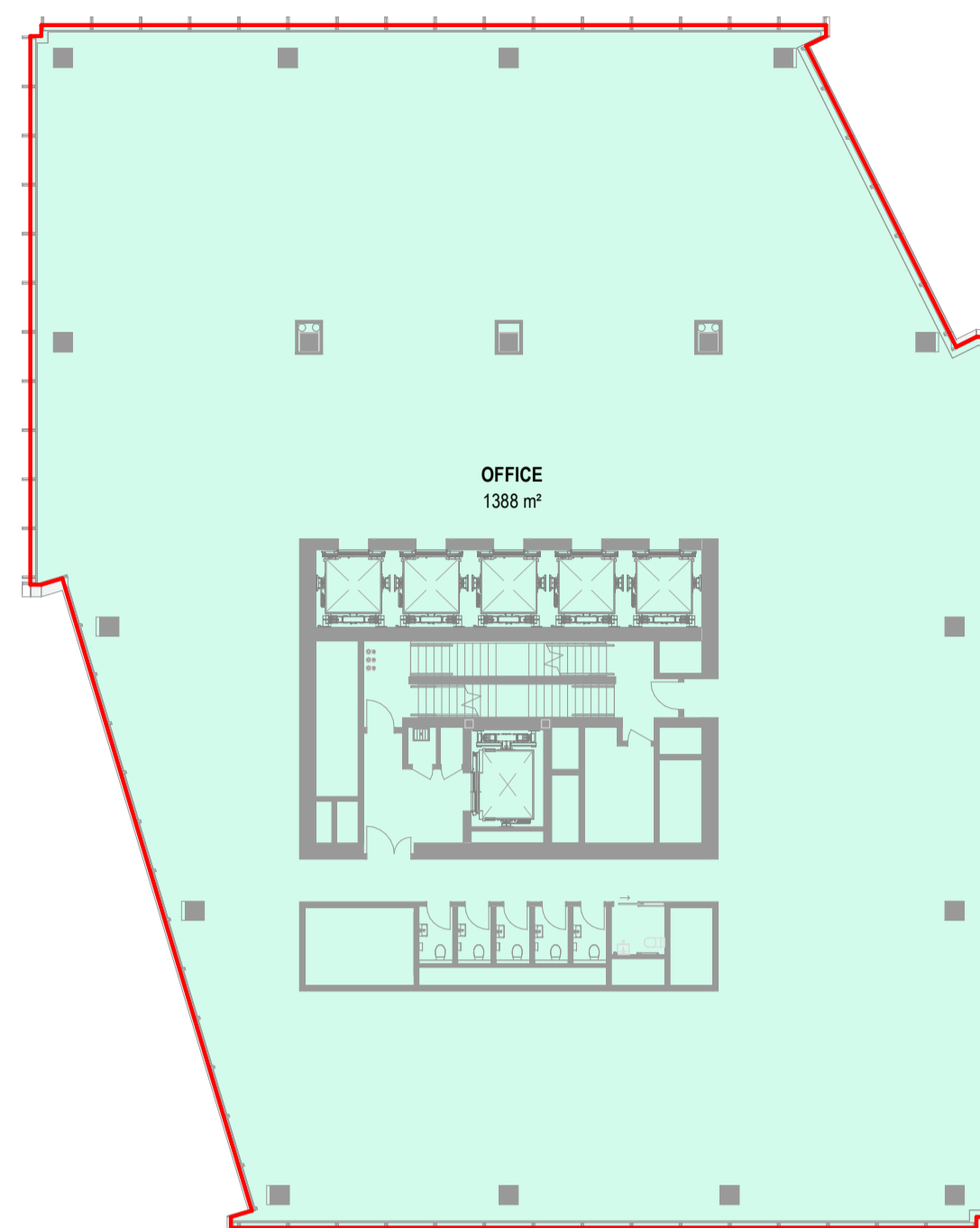
GFA PLAN - DTW LEVEL T1-L-41

1:250



GFA PLAN - DTW LEVEL T1-L-42

1:250



GFA PLAN - DTW LEVEL T1-L-43

1:250

GFA SCHEDULE - DTW BUILDING T1-L-41

SPACE NAME	BUILDING	LEVEL	AREA	REF
OFFICE	DTW BUILDING	T1-L-41	1417 m²	INCLUDED
TOTAL GFA:			1417 m²	

GFA SCHEDULE - DTW BUILDING T1-L-42

SPACE NAME	BUILDING	LEVEL	AREA	REF
OFFICE	DTW BUILDING	T1-L-42	1403 m²	INCLUDED
TOTAL GFA:			1403 m²	

GFA SCHEDULE - DTW BUILDING T1-L-43

SPACE NAME	BUILDING	LEVEL	AREA	REF
OFFICE	DTW BUILDING	T1-L-43	1388 m²	INCLUDED
TOTAL GFA:			1388 m²	

GFA SCHEDULE - DTW BUILDING T1-L-44

SPACE NAME	BUILDING	LEVEL	AREA	REF
OFFICE	DTW BUILDING	T1-L-44	1373 m²	INCLUDED
TOTAL GFA:			1373 m²	

GFA SCHEDULE - DTW BUILDING T1-L-45

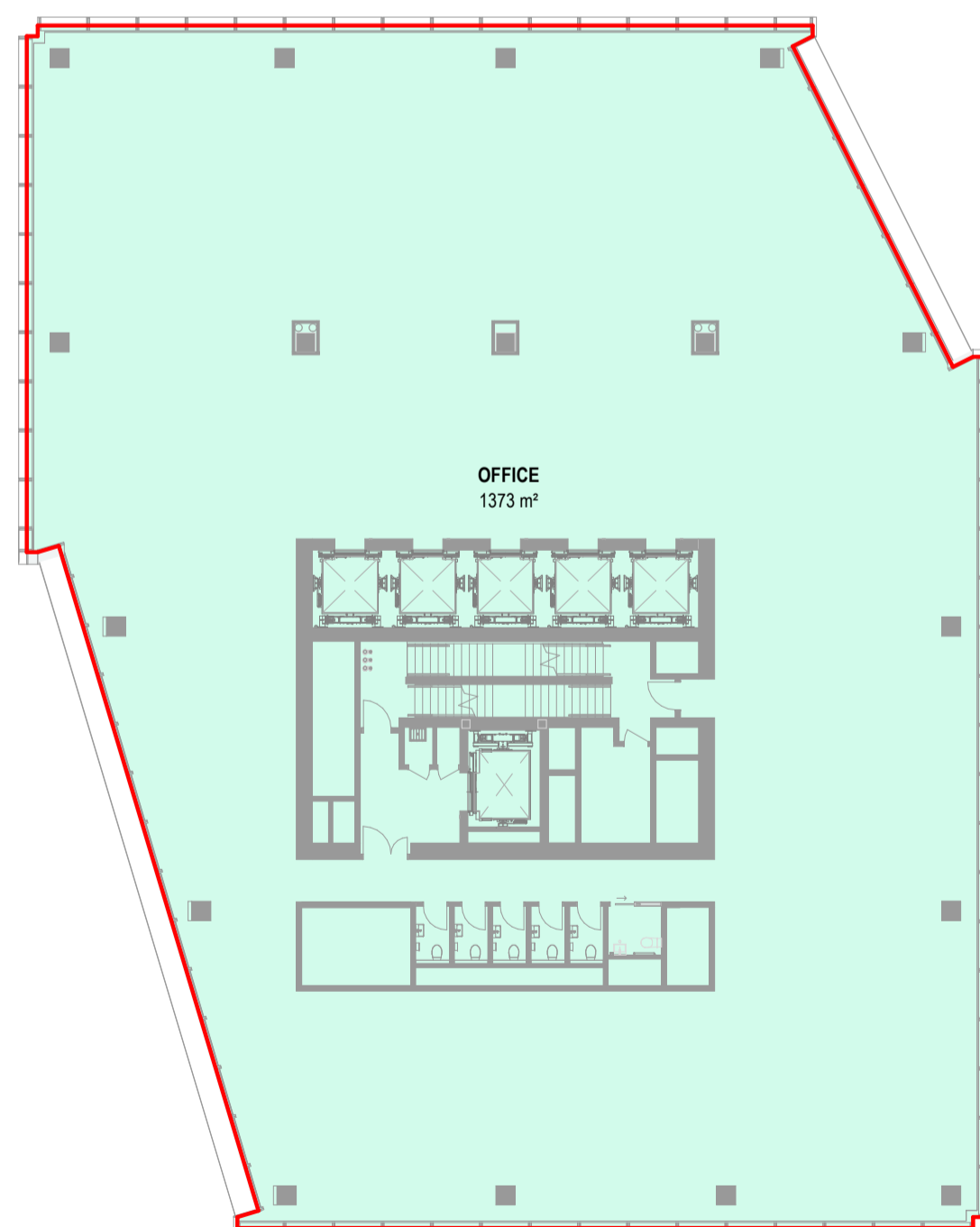
SPACE NAME	BUILDING	LEVEL	AREA	REF
OFFICE	DTW BUILDING	T1-L-45	1356 m²	INCLUDED
TOTAL GFA:			1356 m²	

GFA SCHEDULE - DTW BUILDING T1-L-46

SPACE NAME	BUILDING	LEVEL	AREA	REF
OFFICE	DTW BUILDING	T1-L-46	1340 m²	INCLUDED
TOTAL GFA:			1340 m²	

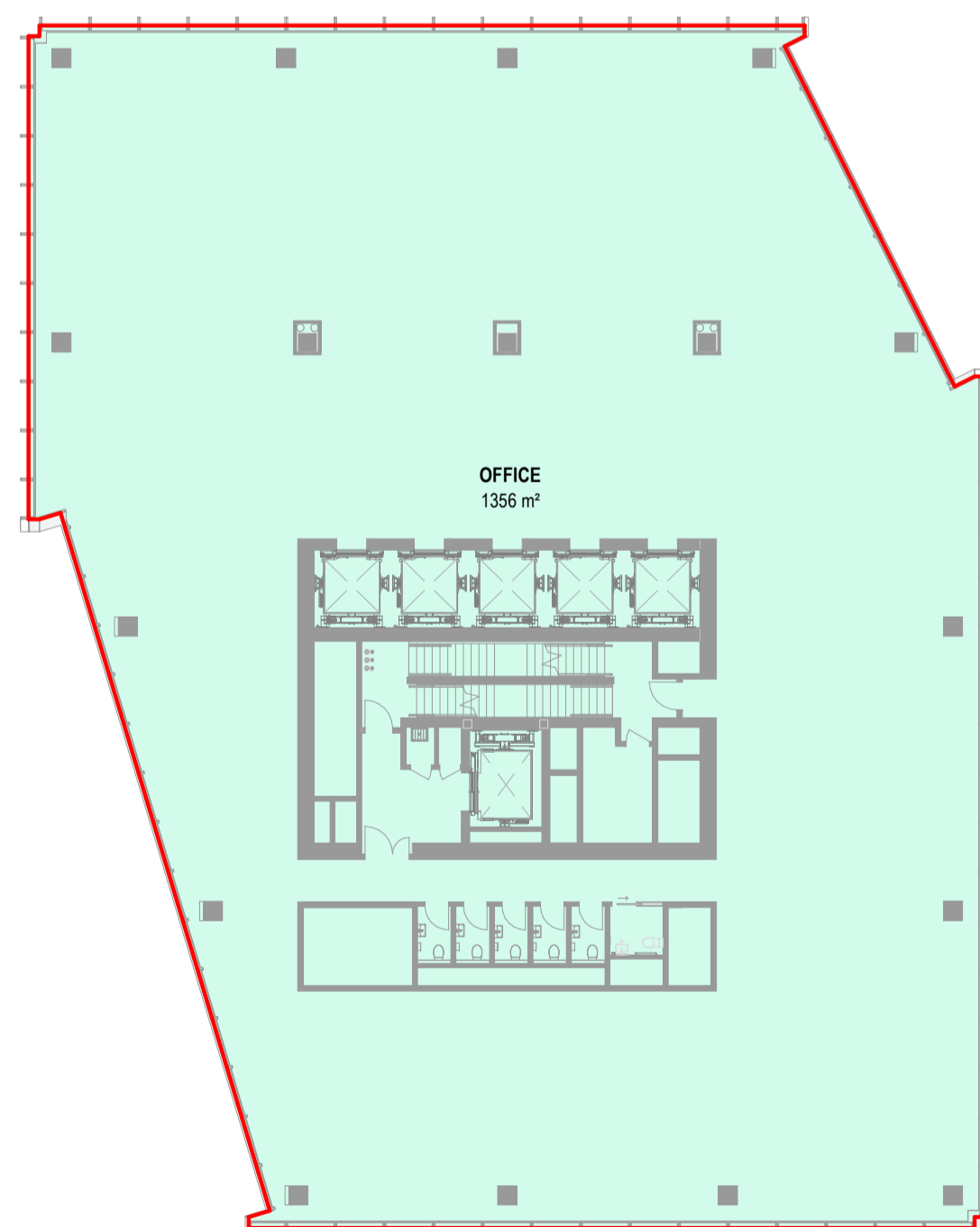
GFA SCHEDULE - DTW BUILDING T1-L-47

SPACE NAME	BUILDING	LEVEL	AREA	REF
OFFICE	DTW BUILDING	T1-L-47	1322 m²	INCLUDED
TOTAL GFA:			1322 m²	



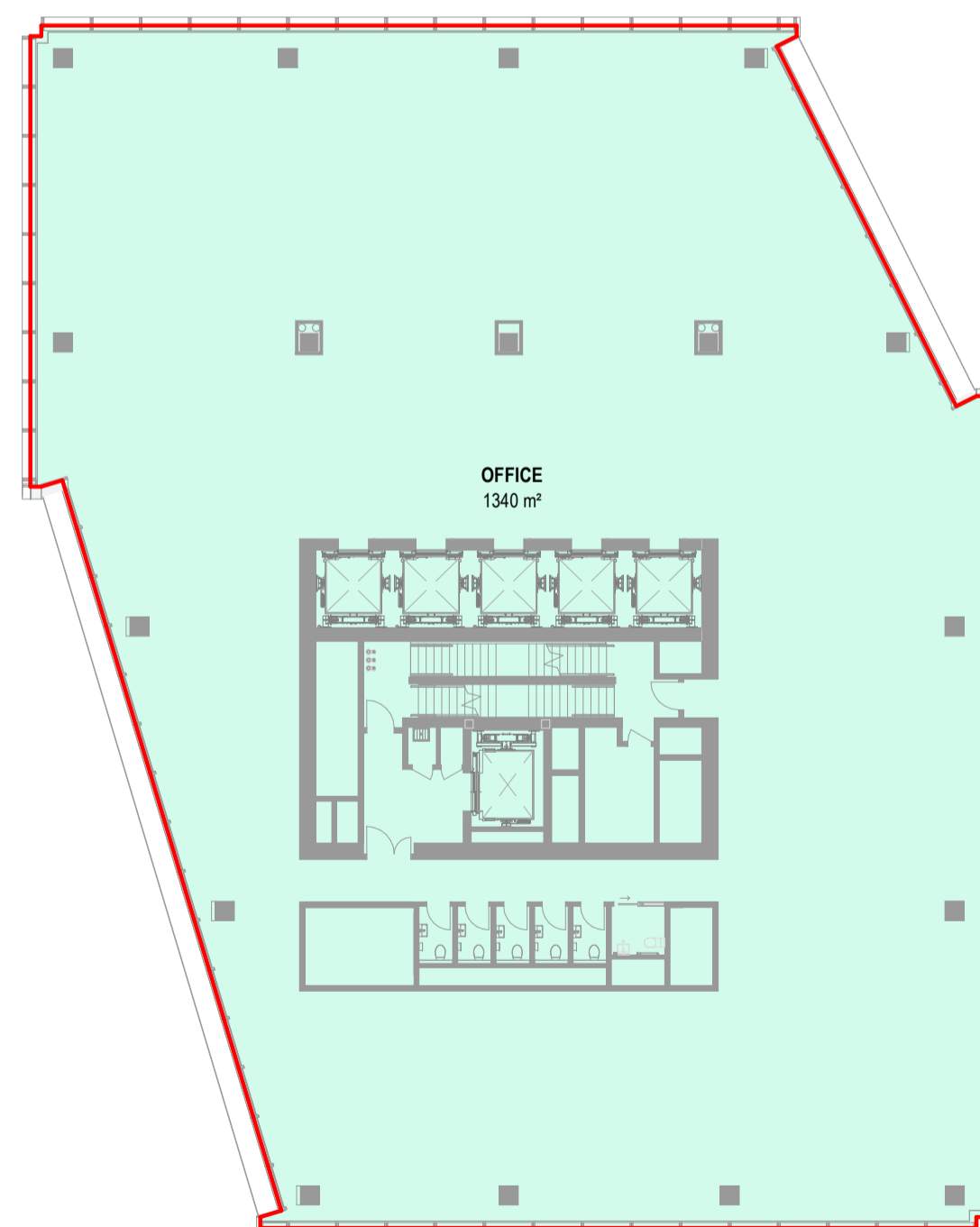
GFA PLAN - DTW LEVEL T1-L-44

1:250



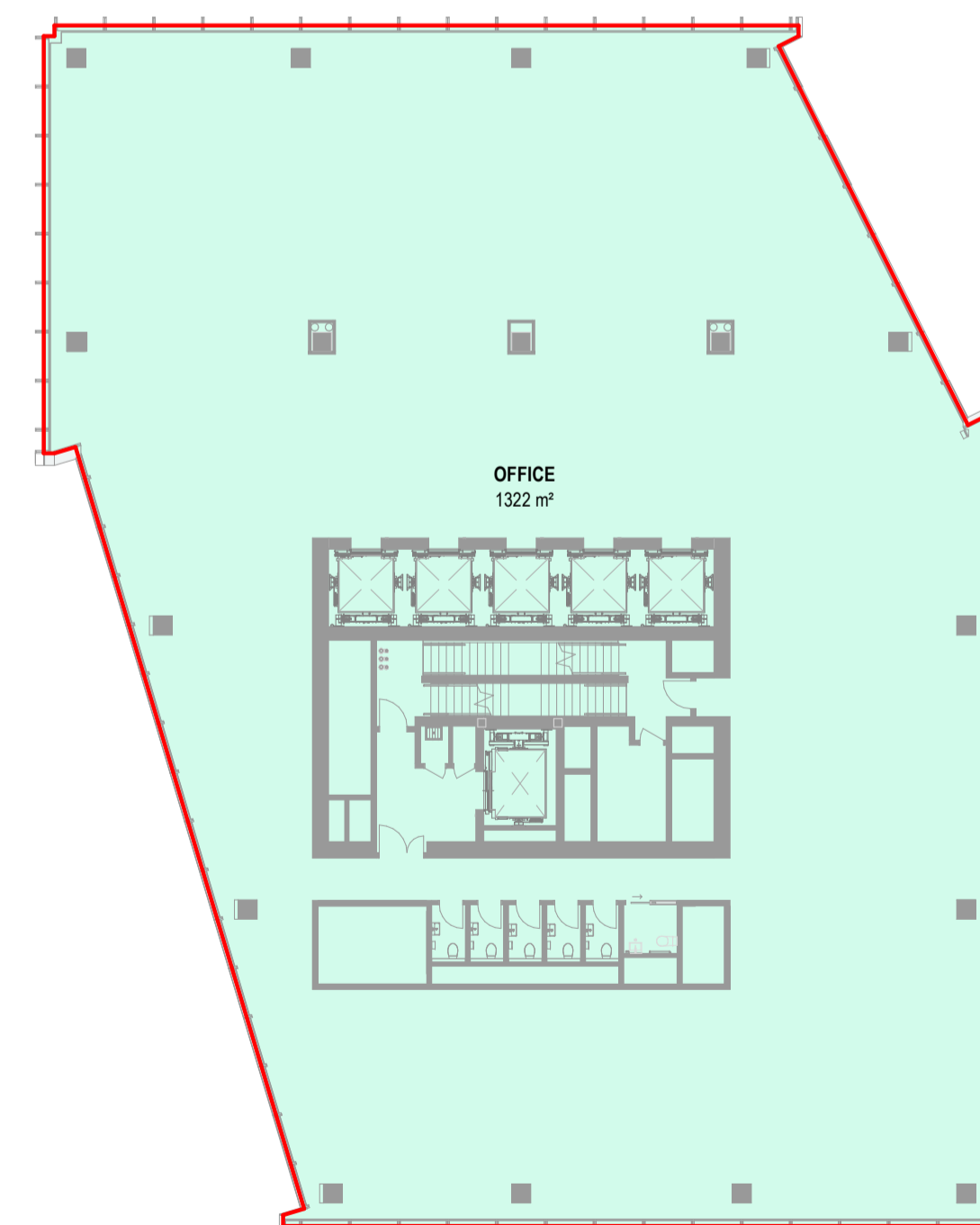
GFA PLAN - DTW LEVEL T1-L-45

1:250



GFA PLAN - DTW LEVEL T1-L-46

1:250



GFA PLAN - DTW LEVEL T1-L-47

1:250

All dimension to be verified on site before producing shop drawings or commencing any work. Do not scale. The copyright of this drawing remains with Warren and Mahoney Architects New Zealand Ltd.

Revisions

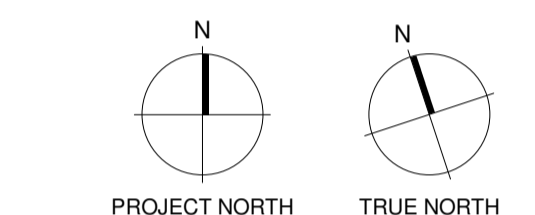
- A 31/05/24 RC METRICS
- B 07/06/24 DRAFT RC ISSUE
- C 01/07/24 DRAFT RC ISSUE
- D 22/07/24 DRAFT RC ISSUE
- E 22/07/24 RC ISSUE
- F 09/12/24 DESIGN UPDATE RC RFI 1

Notes

COMMERCIAL IN CONFIDENCE

GFA PLAN KEY:

■	INCLUDED IN GFA
■	EXCLUDED FROM GFA
■	INTERIOR VOID - EXCLUDED FROM GFA
■	EXTERIOR - EXCLUDED FROM GFA
■	VERTICAL DISTANCE BETWEEN STOREYS EXCEEDS 6M - MULTIPLIED IN GFA



Consultants

- RCP Project Manager
- RLB Quantity Surveyor
- HOLMES Structural Engineer
- MOTT MAC DONALD Services Engineer
- CROSSFIRE Fire Engineer
- TONKIN + TAYLOR Civil Engineer

- FLOW Traffic Engineer

Client



Warren and Mahoney Architects New Zealand Ltd

Ground Floor, Mason Bros.
139 Pakenham Street West
Wynyard Quarter
Auckland 1010
New Zealand
Phone + 64 9 309 4894

Registered Architects and Designers
www.warrenandmahoney.com

Project Title

DOWNTOWN WEST

2 LOWER HOBSON STREET,
AUCKLAND CBD, AUCKLAND 1010

Drawing Title

**GFA AREA PLAN -
DTW BUILDING T1
L48 - T1 L53**

Drawing Status

**RESOURCE CONSENT
ISSUE**

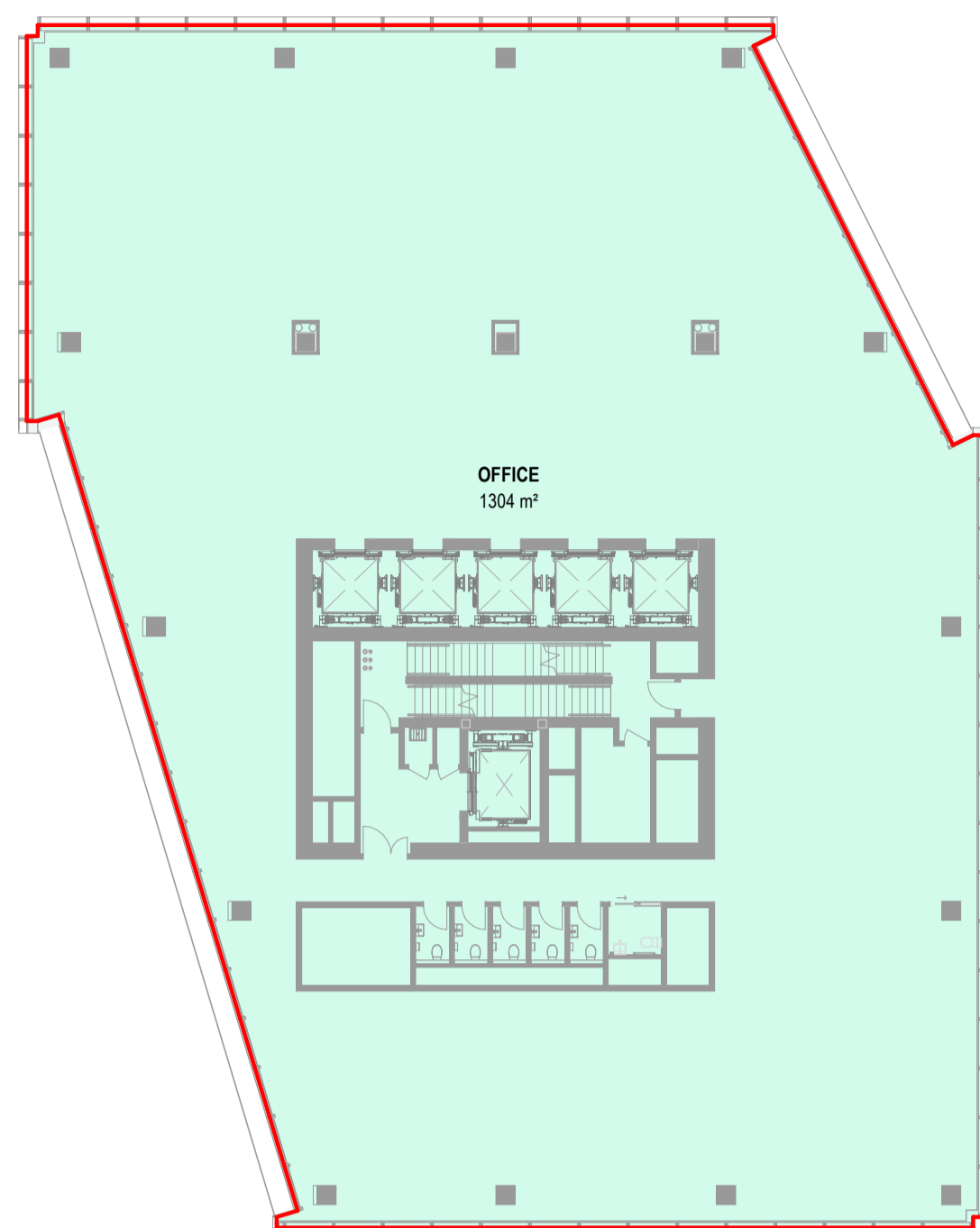
Drawing Details

Scale	1:250 @ A1
Date	09/12/24
Job No	9234
Drawn	WAM
Checked	WAM

Drawing No **Revision**

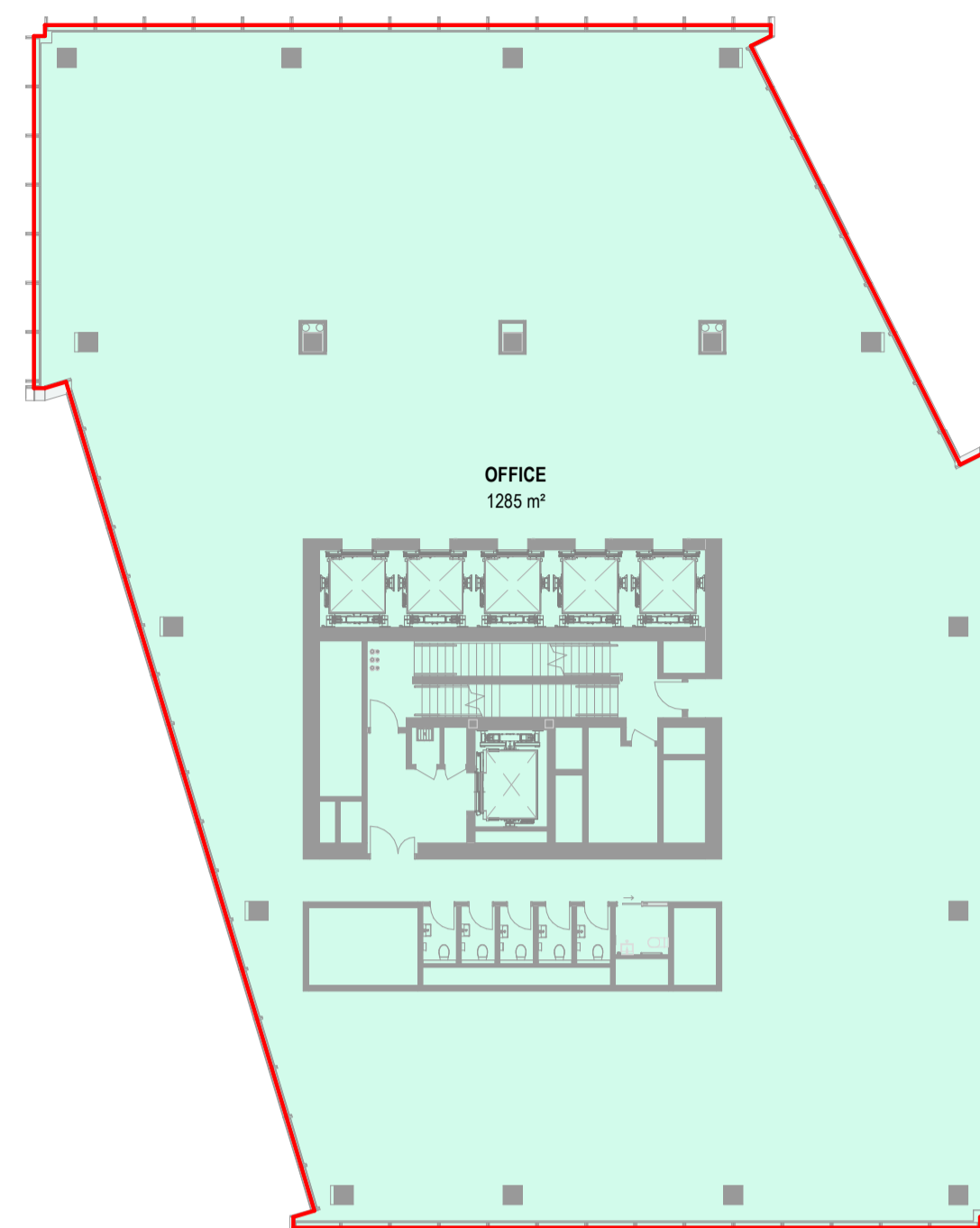
RC05-0115 **F**

WARREN AND MAHONEY



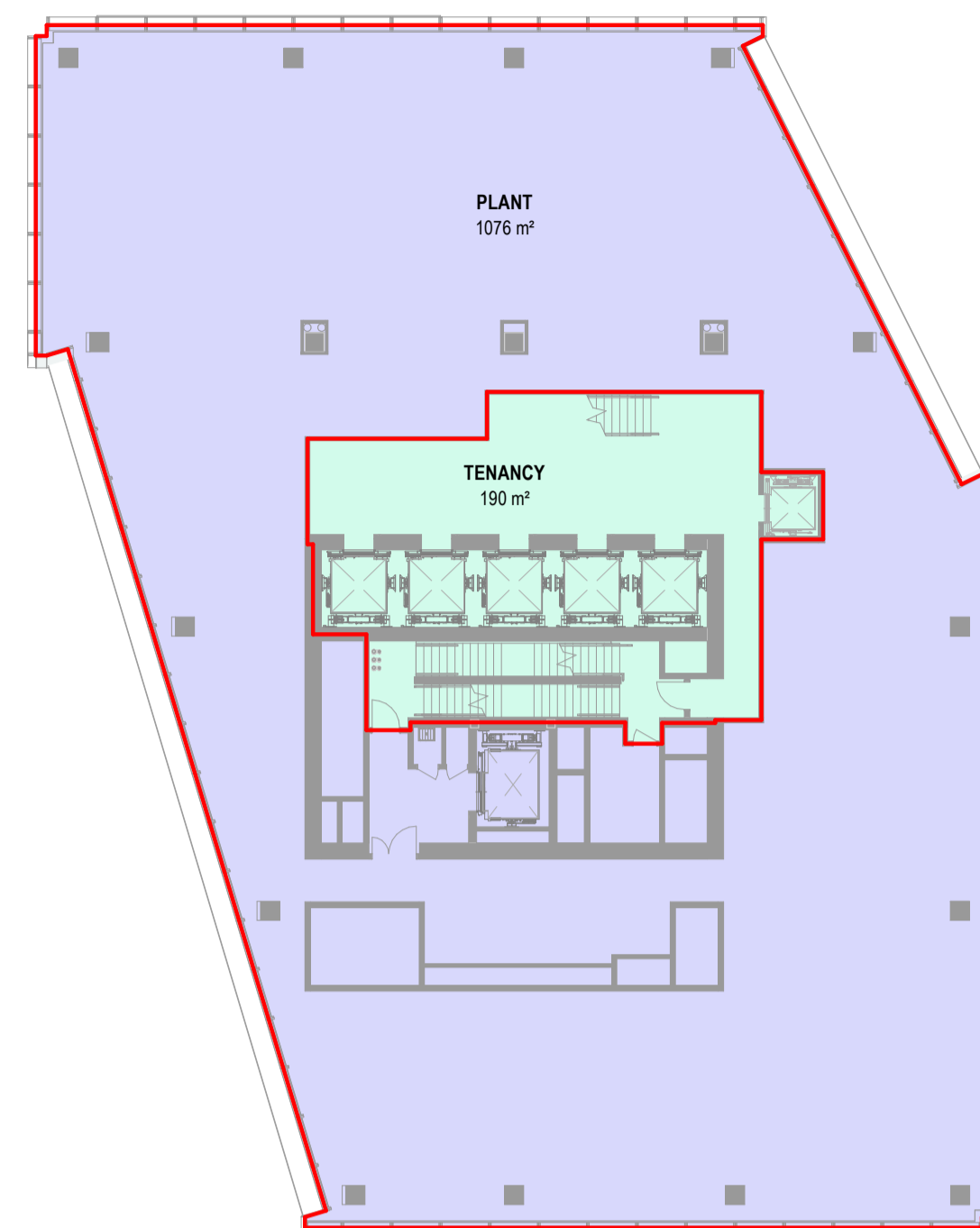
GFA PLAN - DTW LEVEL T1-L-48

1:250



GFA PLAN - DTW LEVEL T1-L-49

1:250



GFA PLAN - DTW LEVEL T1-L-50

1:250

GFA SCHEDULE - DTW BUILDING T1-L-48

SPACE NAME	BUILDING	LEVEL	AREA	REF
OFFICE	DTW BUILDING	T1-L-48	1304 m²	INCLUDED
TOTAL GFA:			1304 m²	

GFA SCHEDULE - DTW BUILDING T1-L-49

SPACE NAME	BUILDING	LEVEL	AREA	REF
OFFICE	DTW BUILDING	T1-L-49	1285 m²	INCLUDED
TOTAL GFA:			1285 m²	

GFA SCHEDULE - DTW BUILDING T1-L-50

SPACE NAME	BUILDING	LEVEL	AREA	REF
TENANCY	DTW BUILDING	T1-L-50	190 m²	INCLUDED
TOTAL GFA:			190 m²	

GFA SCHEDULE - DTW BUILDING T1-L-51

SPACE NAME	BUILDING	LEVEL	AREA	REF
EXTERNAL ROOFTOP TERRACE (>75% ENCLOSED)	DTW BUILDING	T1-L-51	234 m²	INCLUDED
TENANCY	DTW BUILDING	T1-L-51	467 m²	INCLUDED
TOTAL GFA:			701 m²	

GFA SCHEDULE - DTW BUILDING T1-L-52

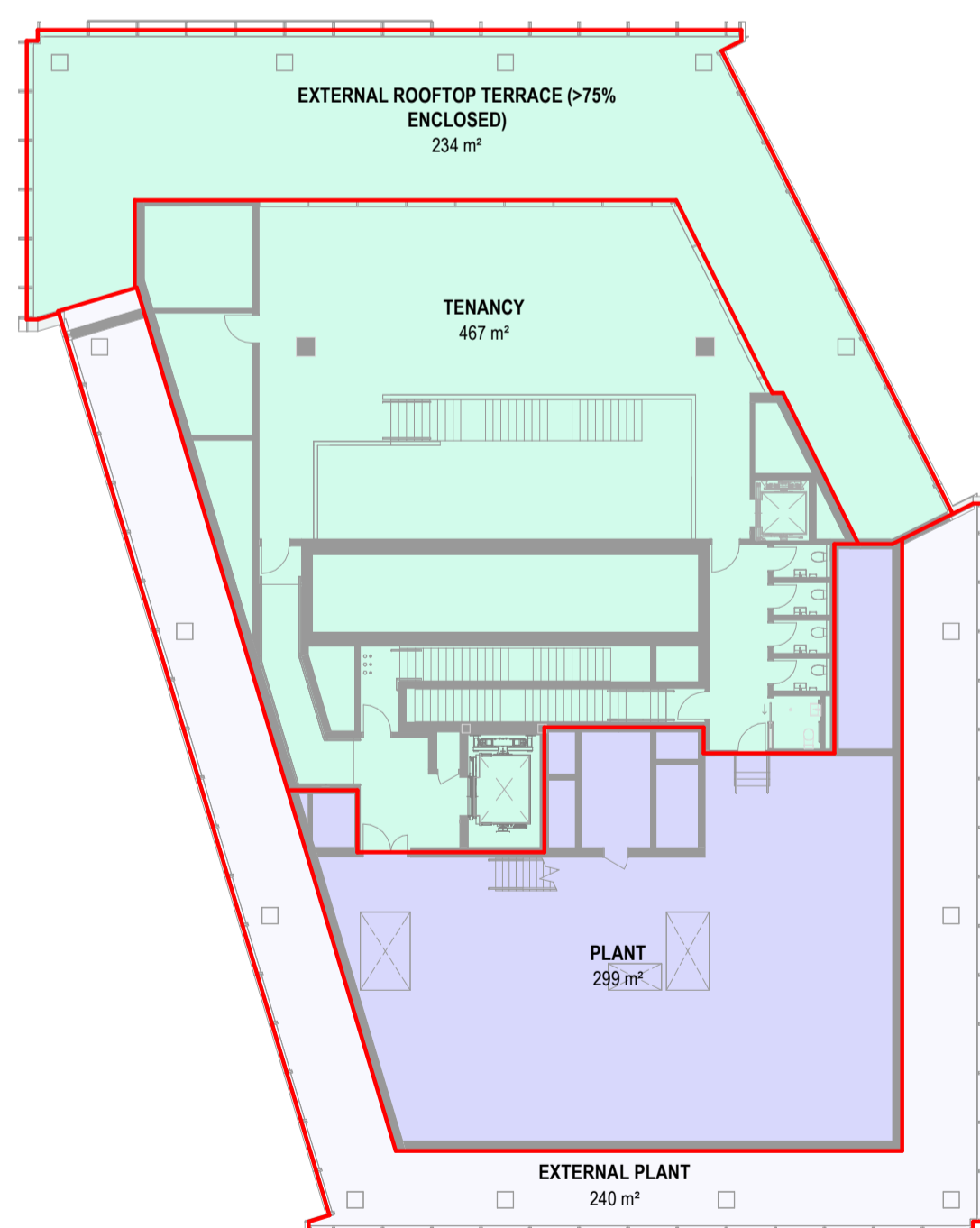
SPACE NAME	BUILDING	LEVEL	AREA	REF

GFA SCHEDULE - DTW BUILDING T1-L-53

SPACE NAME	BUILDING	LEVEL	AREA	REF

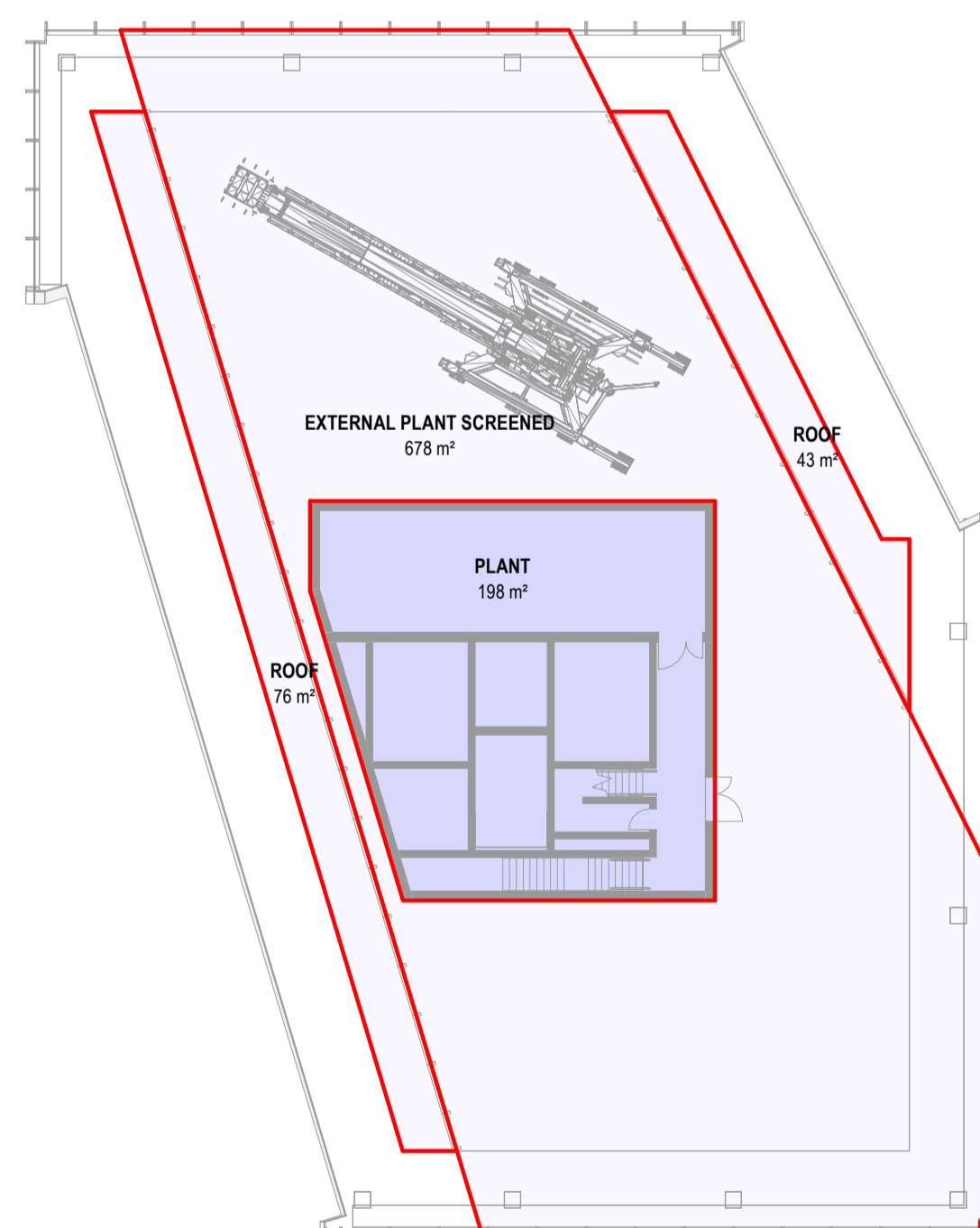
GFA SCHEDULE - DTW BUILDING T1-(PARAPET)

SPACE NAME	BUILDING	LEVEL	AREA	REF



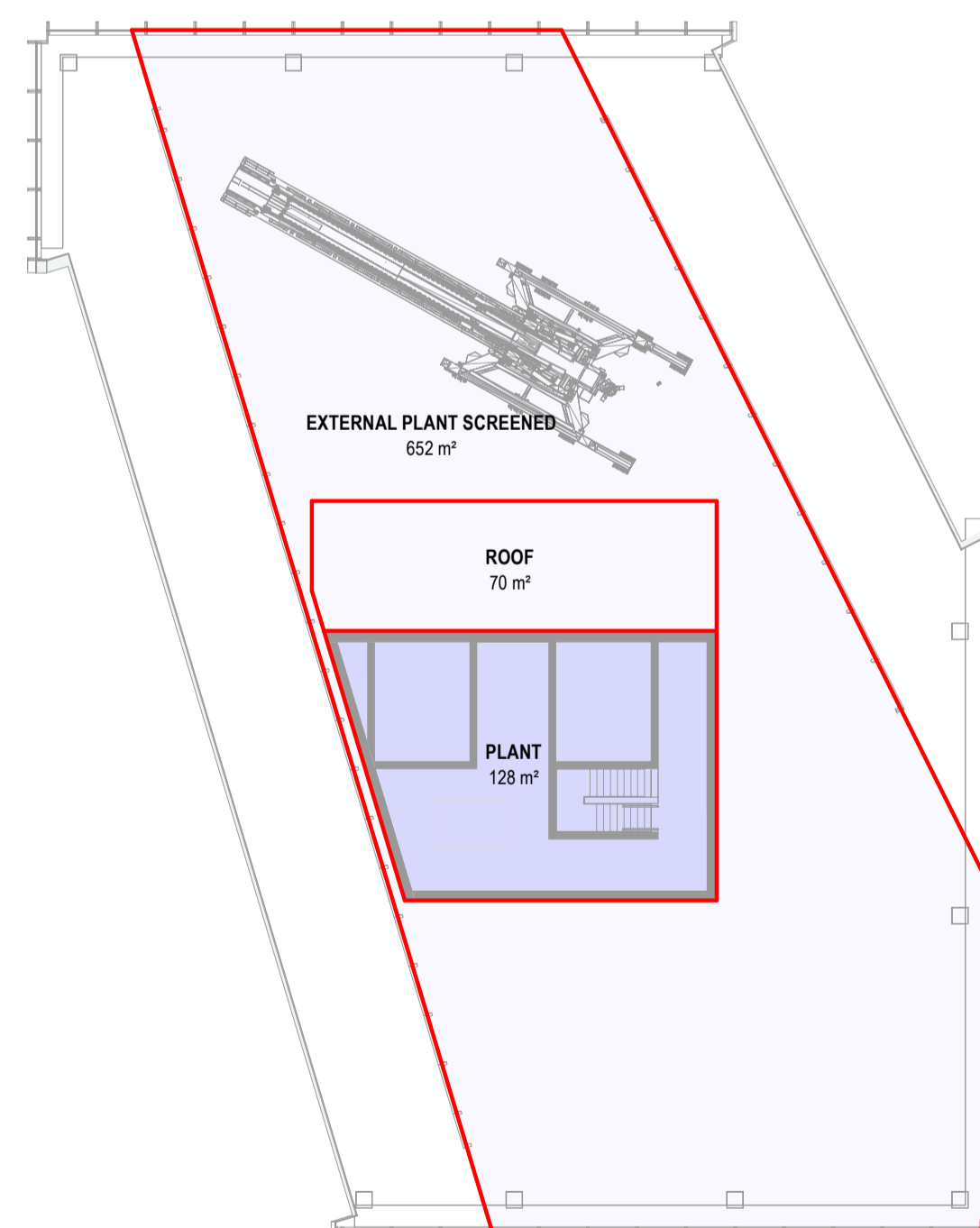
GFA PLAN - DTW LEVEL T1-L-51

1:250



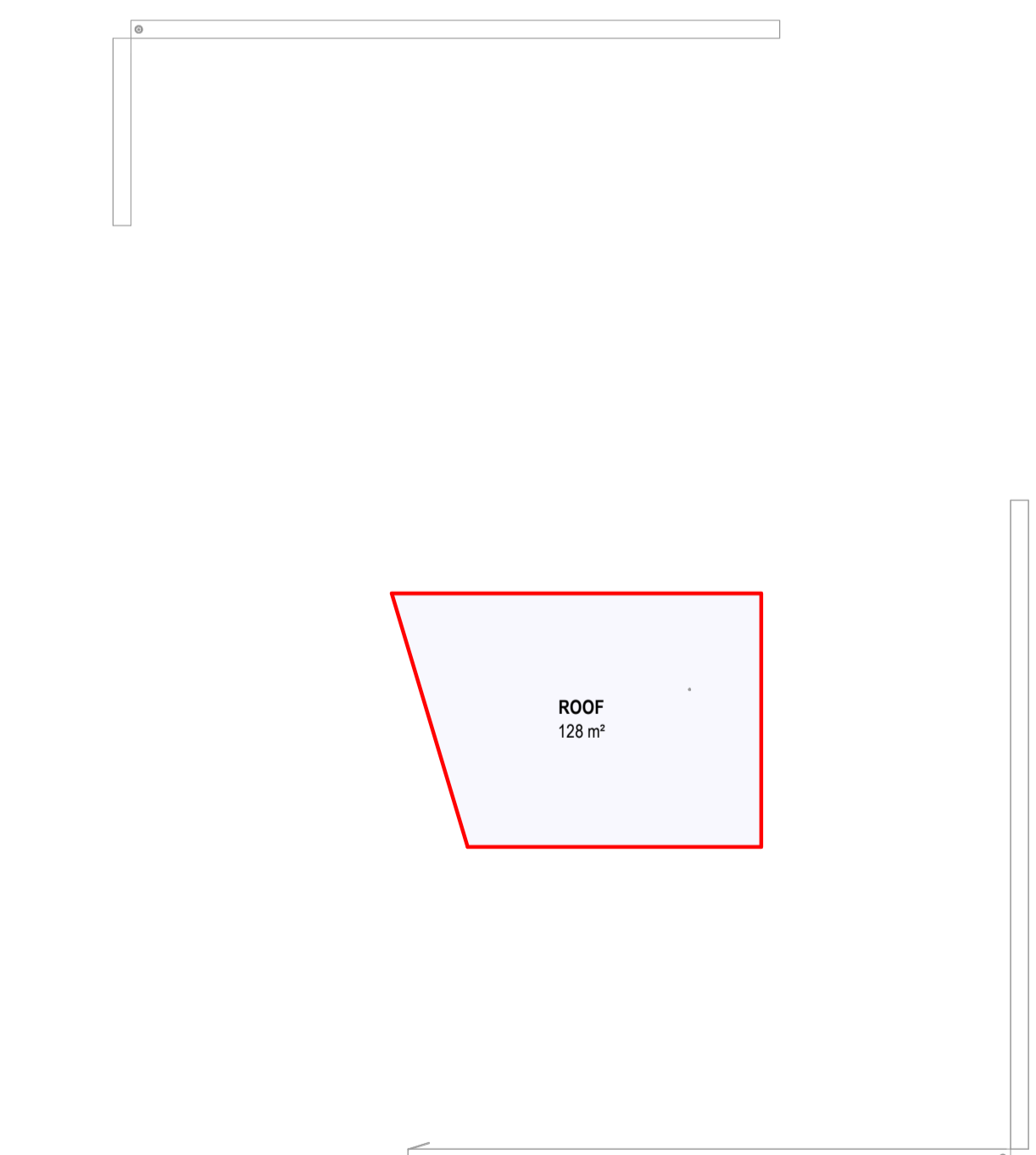
GFA PLAN - DTW LEVEL T1-L-52

1:250



GFA PLAN - DTW LEVEL T1-L-53

1:250



GFA PLAN - DTW LEVEL T1-(PARAPET)

1:250

All dimension to be verified on site before producing shop drawings or commencing any work. Do not scale. The copyright of this drawing remains with Warren and Mahoney Architects New Zealand Ltd.

Revisions

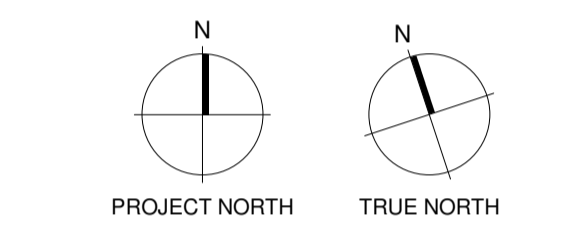
- A 31/05/24 RC METRICS
- B 07/06/24 DRAFT RC ISSUE
- C 01/07/24 DRAFT RC ISSUE
- D 22/07/24 DRAFT RC ISSUE
- E 22/07/24 RC ISSUE
- F 09/12/24 DESIGN UPDATE RC RFI 1

Notes

COMMERCIAL IN CONFIDENCE

GFA PLAN KEY:

- INCLUDED IN GFA
- EXCLUDED FROM GFA
- INTERIOR VOID - EXCLUDED FROM GFA
- EXTERIOR - EXCLUDED FROM GFA
- VERTICAL DISTANCE BETWEEN STOREYS EXCEEDS 6M - MULTIPLIED IN GFA



Consultants

- RCP Project Manager
- RLB Quantity Surveyor
- HOLMES Structural Engineer
- MOTT MAC DONALD Services Engineer
- CROSSFIRE Fire Engineer
- TONKIN + TAYLOR Civil Engineer
- FLOW Traffic Engineer

Client



Warren and Mahoney Architects New Zealand Ltd

Ground Floor, Mason Bros.
139 Pakenham Street West
Wynyard Quarter
Auckland 1010
New Zealand
Phone + 64 9 309 4894

Registered Architects and Designers
www.warrenandmahoney.com

Project Title

DOWNTOWN WEST

Drawing Title

GFA AREA PLAN - DTW BUILDING T2 L07M - T2 L14

Drawing Status

RESOURCE CONSENT ISSUE

Drawing Details

Scale	1:250 @ A1
Date	09/12/24
Job No	9234
Drawn	WAM
Checked	WAM

Drawing No **Revision**

RC05-0116 F

WARREN AND MAHONEY

GFA SCHEDULE - DTW BUILDING T2-L-07M

SPACE NAME	BUILDING	LEVEL	AREA	REF
RESIDENTIAL	DTW BUILDING	T2-L-08	844 m ²	INCLUDED
TOTAL GFA:			844 m²	

GFA SCHEDULE - DTW BUILDING T2-L-08

SPACE NAME	BUILDING	LEVEL	AREA	REF
RESIDENTIAL	DTW BUILDING	T2-L-08	844 m ²	INCLUDED
TOTAL GFA:			844 m²	

GFA SCHEDULE - DTW BUILDING T2-L-09

SPACE NAME	BUILDING	LEVEL	AREA	REF
RESIDENTIAL	DTW BUILDING	T2-L-09	866 m ²	INCLUDED
TOTAL GFA:			866 m²	

GFA SCHEDULE - DTW BUILDING T2-L-10

SPACE NAME	BUILDING	LEVEL	AREA	REF
RESIDENTIAL	DTW BUILDING	T2-L-10	897 m ²	INCLUDED
TCE (>75% ENCLOSED)	DTW BUILDING	T2-L-10	8 m ²	INCLUDED
TOTAL GFA:			905 m²	

GFA SCHEDULE - DTW BUILDING T2-L-11

SPACE NAME	BUILDING	LEVEL	AREA	REF
RESIDENTIAL	DTW BUILDING	T2-L-11	905 m ²	INCLUDED
TCE (>75% ENCLOSED)	DTW BUILDING	T2-L-11	8 m ²	INCLUDED
TOTAL GFA:			913 m²	

GFA SCHEDULE - DTW BUILDING T2-L-12

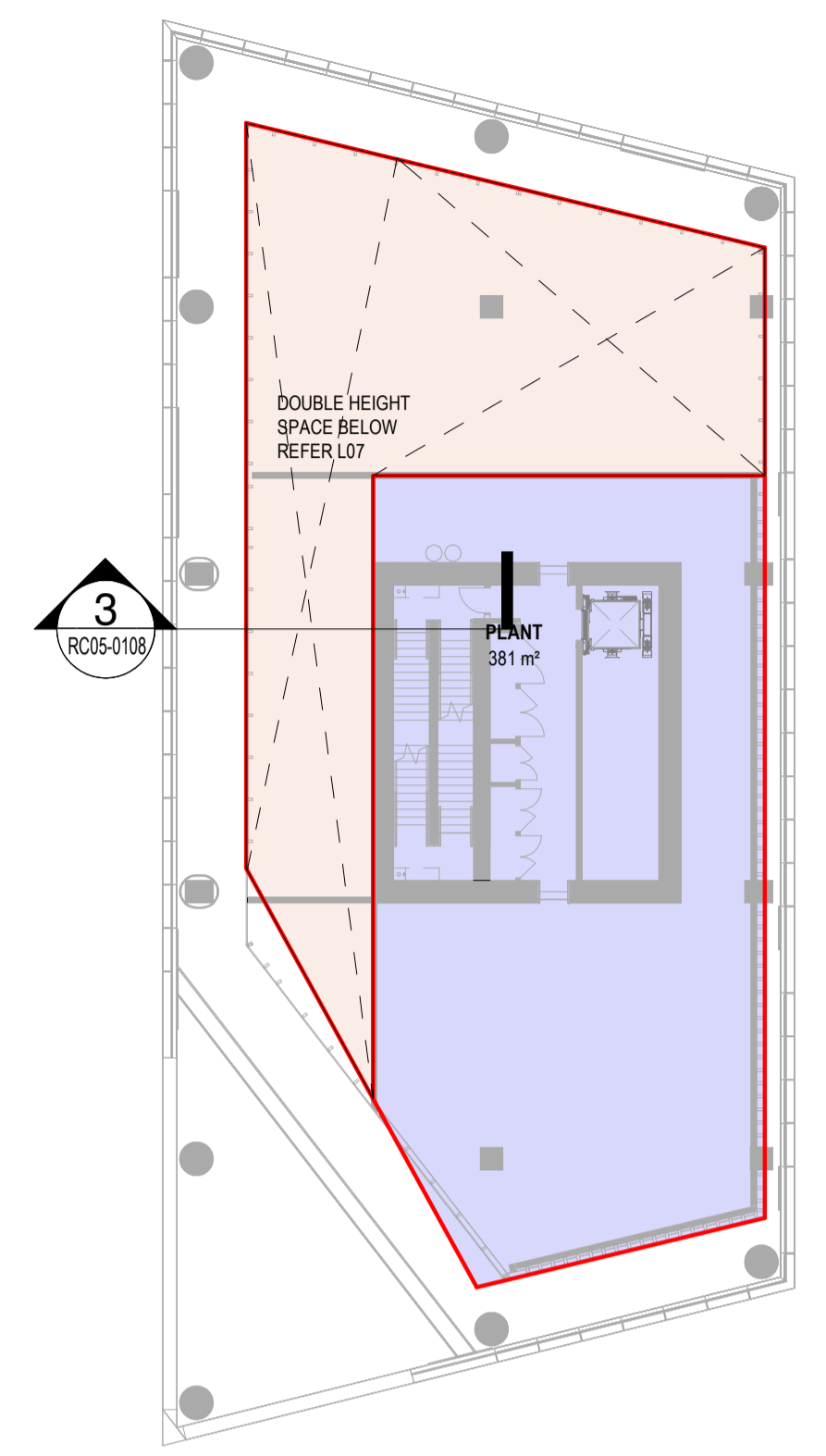
SPACE NAME	BUILDING	LEVEL	AREA	REF
RESIDENTIAL	DTW BUILDING	T2-L-12	914 m ²	INCLUDED
TCE (>75% ENCLOSED)	DTW BUILDING	T2-L-12	8 m ²	INCLUDED
TOTAL GFA:			922 m²	

GFA SCHEDULE - DTW BUILDING T2-L-13

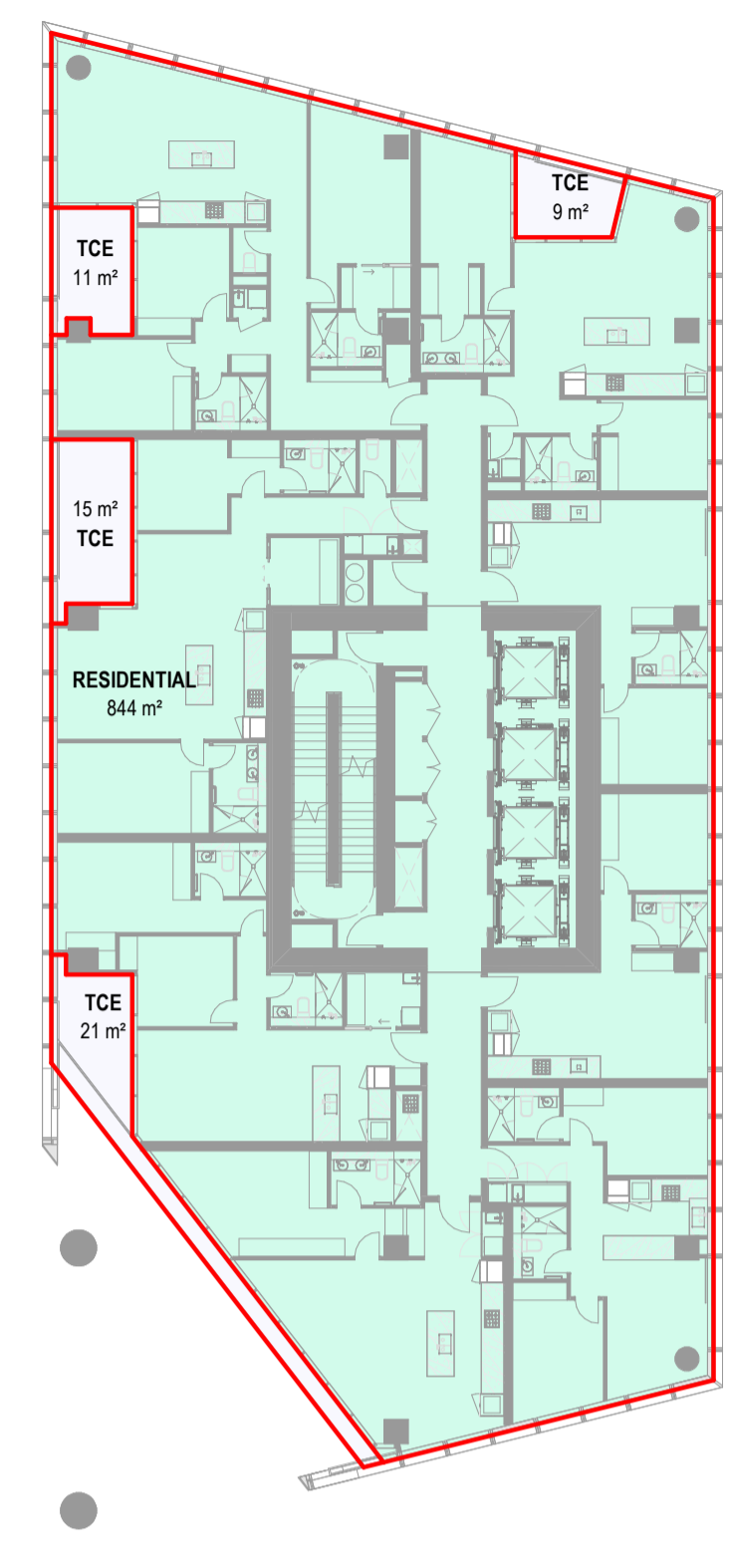
SPACE NAME	BUILDING	LEVEL	AREA	REF
RESIDENTIAL	DTW BUILDING	T2-L-13	914 m ²	INCLUDED
TCE (>75% ENCLOSED)	DTW BUILDING	T2-L-13	8 m ²	INCLUDED
TOTAL GFA:			922 m²	

GFA SCHEDULE - DTW BUILDING T2-L-14

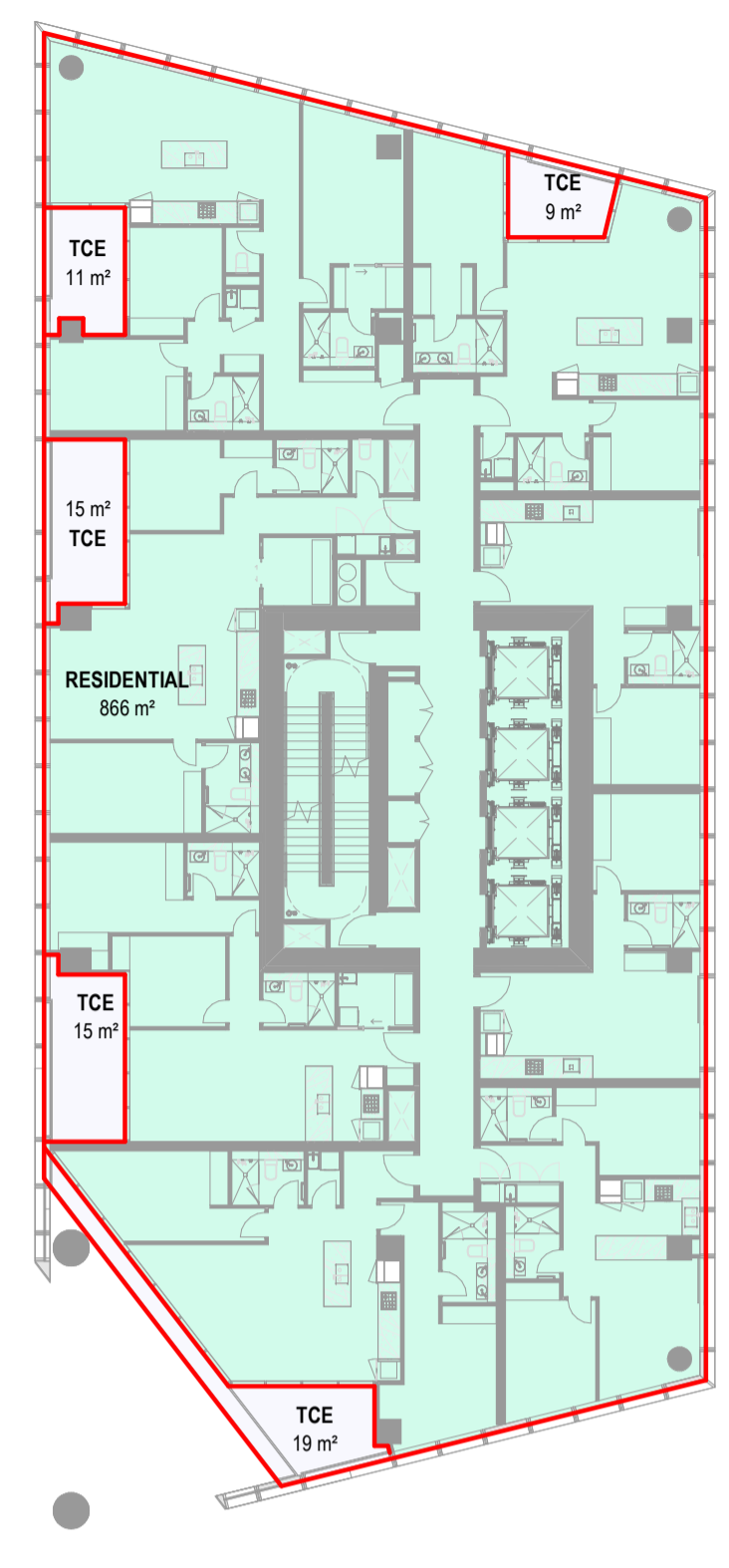
SPACE NAME	BUILDING	LEVEL	AREA	REF
RESIDENTIAL	DTW BUILDING	T2-L-14	916 m ²	INCLUDED
TCE (>75% ENCLOSED)	DTW BUILDING	T2-L-14	8 m ²	INCLUDED
TOTAL GFA:			924 m²	



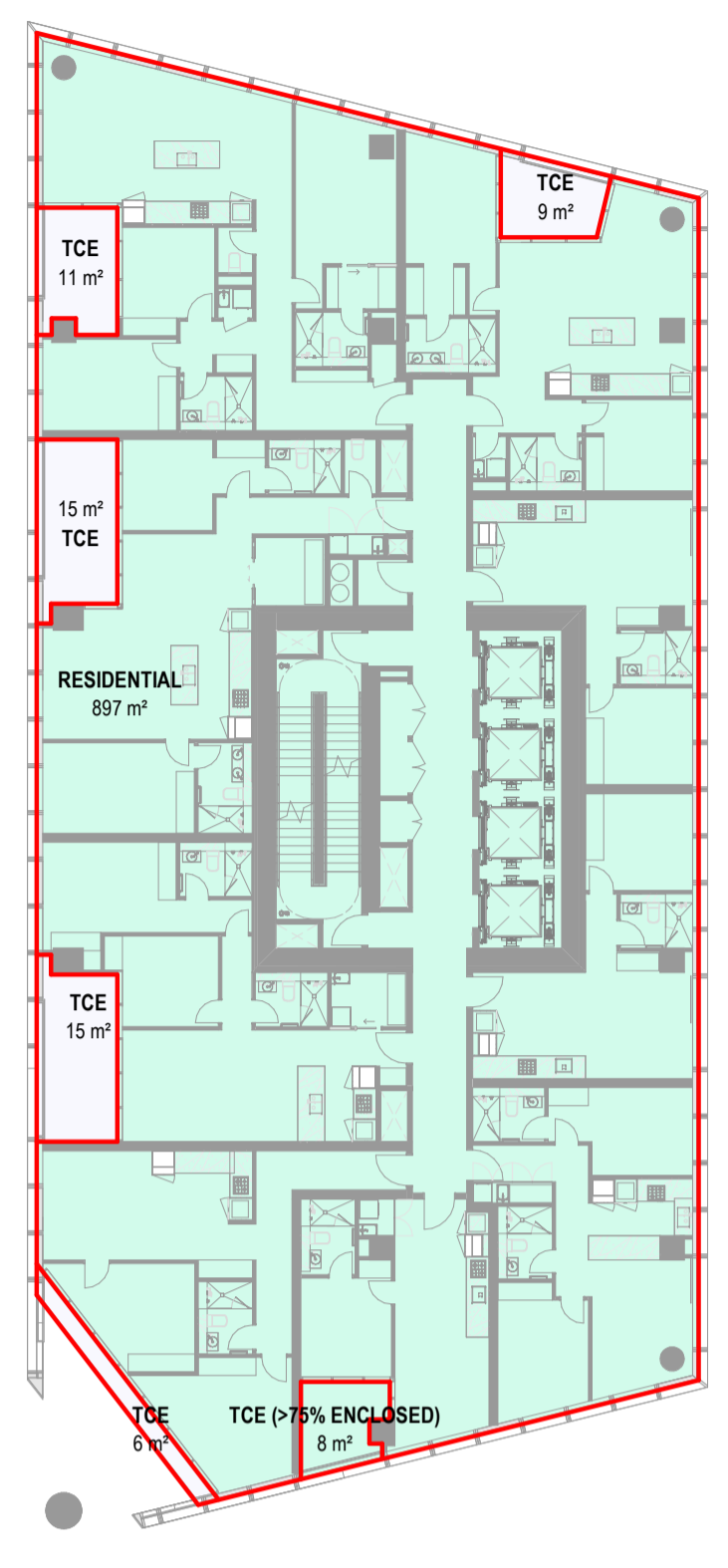
GFA PLAN - DTW LEVEL T2 L-07M
1:250



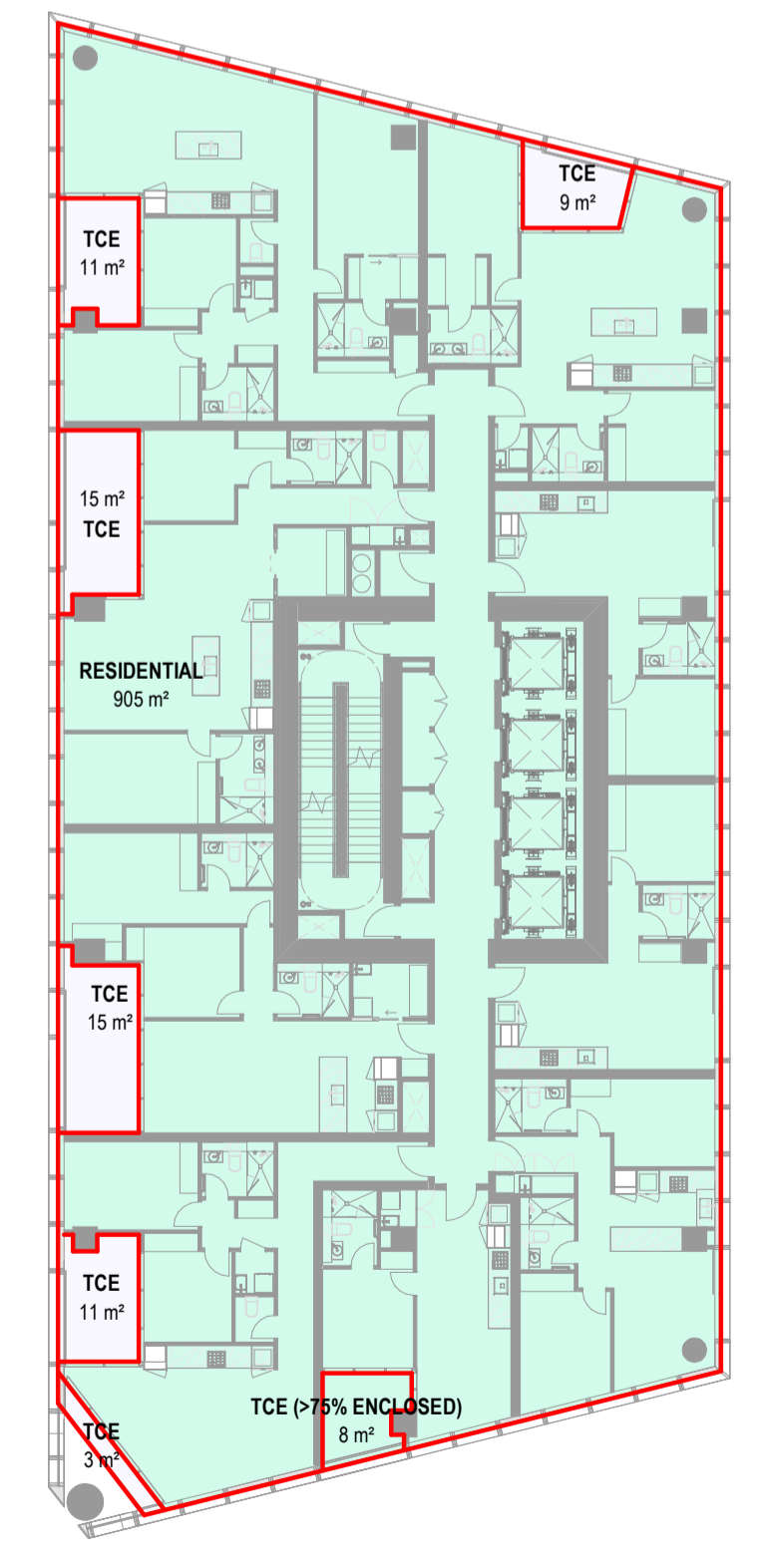
GFA PLAN - DTW LEVEL T2-L-08
1:250



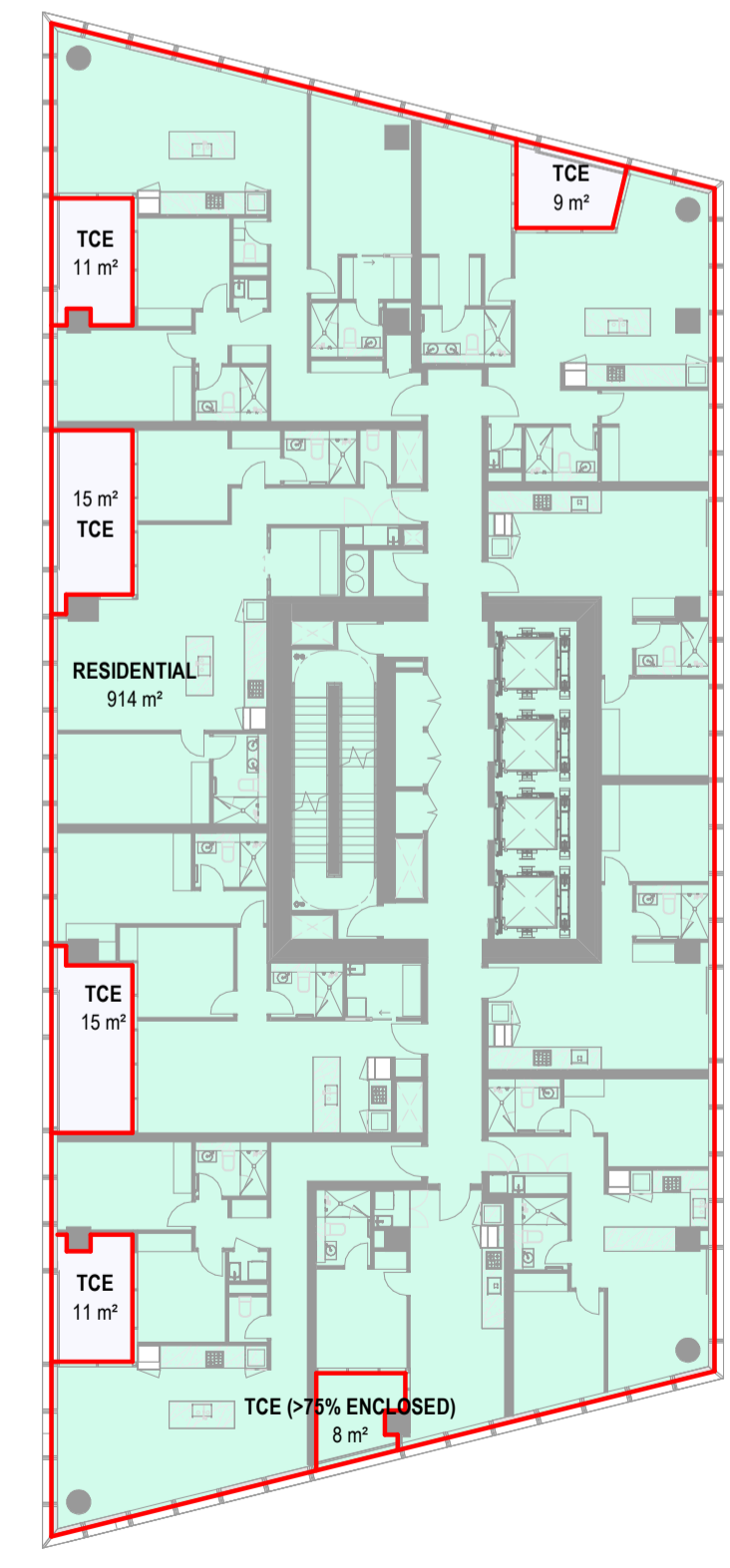
GFA PLAN - DTW LEVEL T2-L-09
1:250



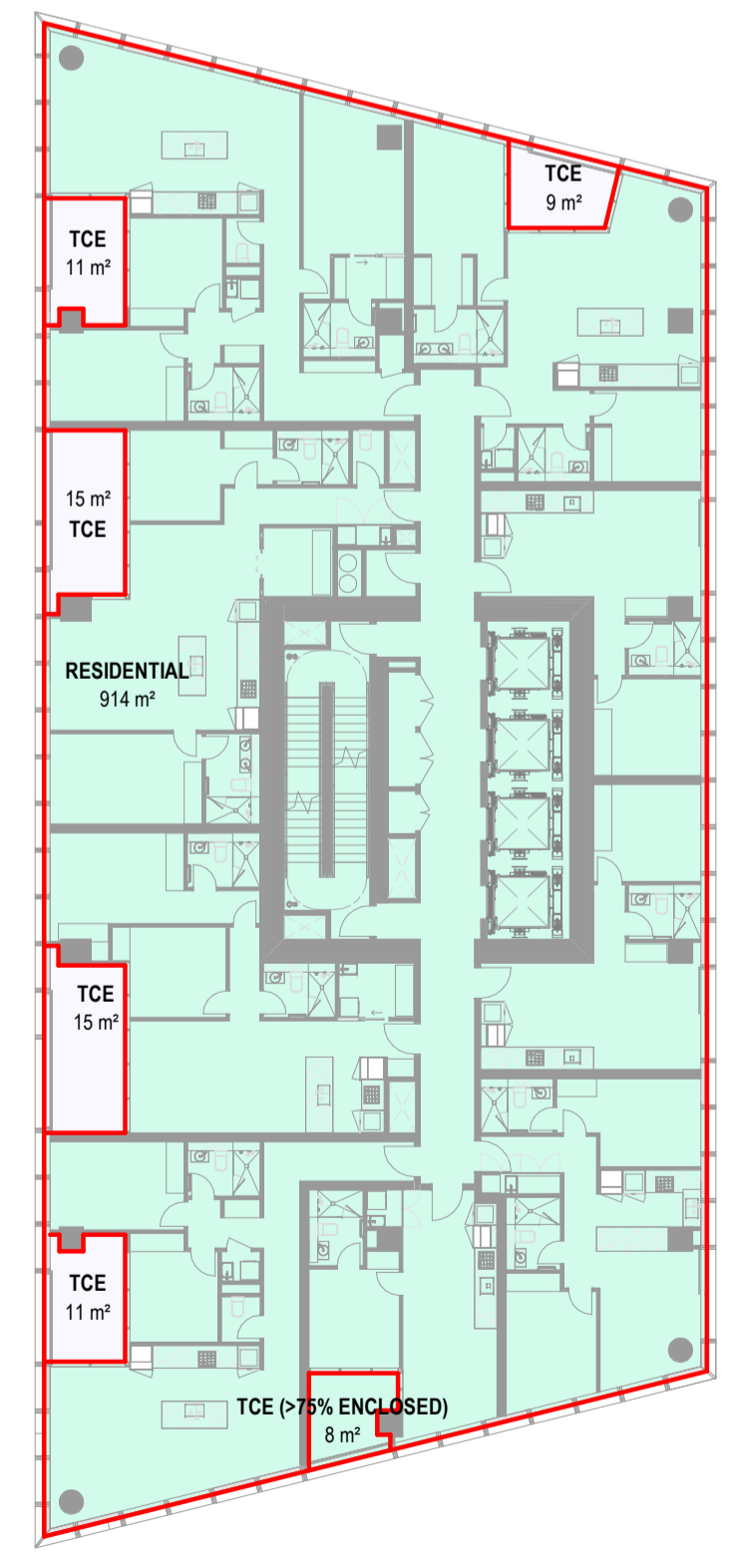
GFA PLAN - DTW LEVEL T2-L-10
1:250



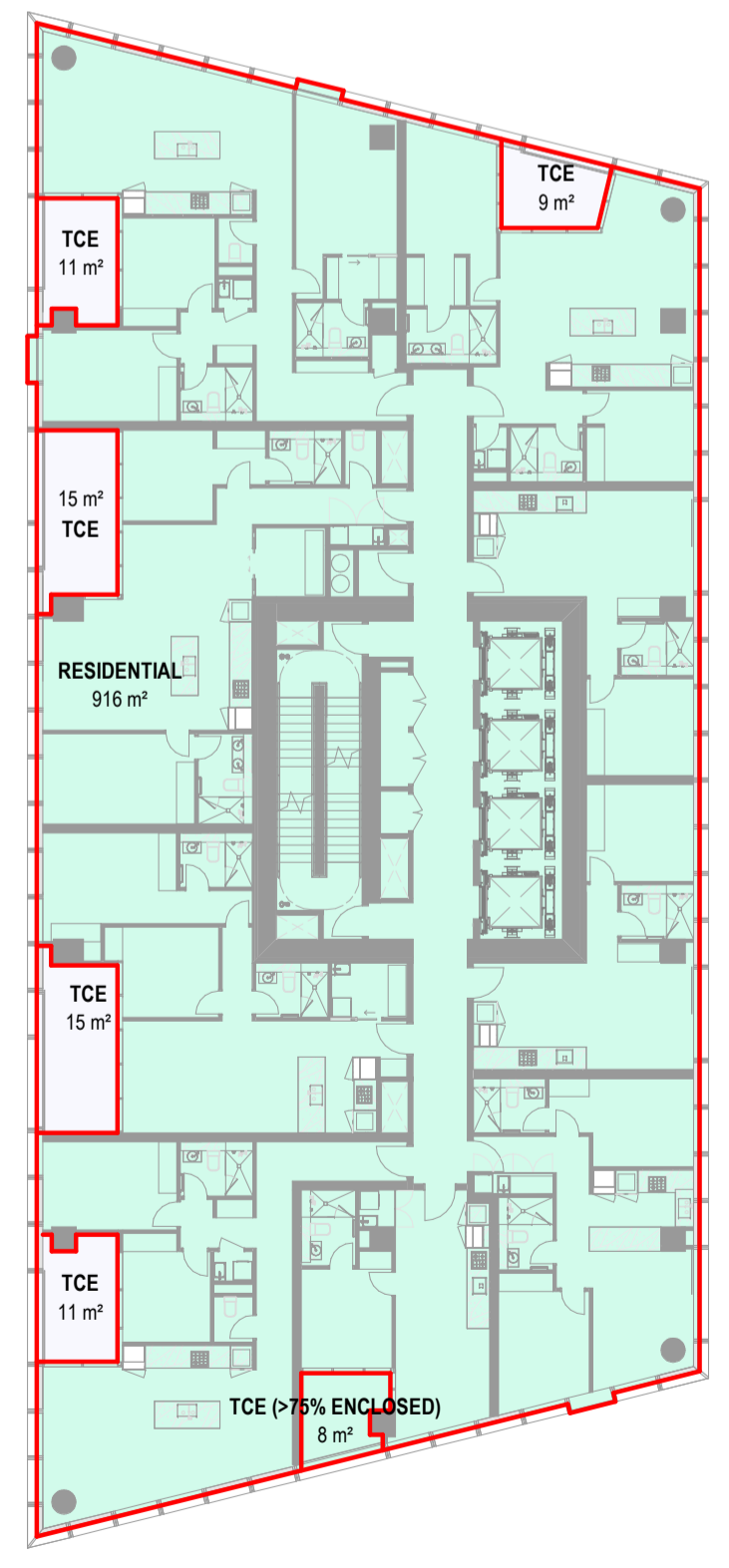
GFA PLAN - DTW LEVEL T2-L-11
1:250



GFA PLAN - DTW LEVEL T2-L-12
1:250



GFA PLAN - DTW LEVEL T2-L-13
1:250



GFA PLAN - DTW LEVEL T2-L-14
1:250

All dimension to be verified on site before producing shop drawings or commencing any work. Do not scale. The copyright of this drawing remains with Warren and Mahoney Architects New Zealand Ltd.

Revisions

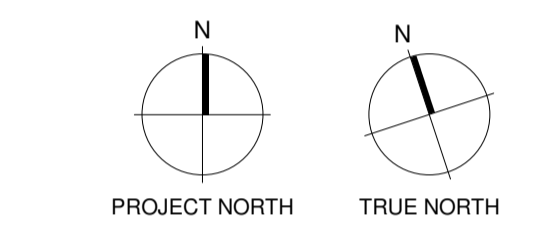
- A 31/05/24 RC METRICS
- B 07/06/24 DRAFT RC ISSUE
- C 01/07/24 DRAFT RC ISSUE
- D 22/07/24 DRAFT RC ISSUE
- E 22/07/24 RC ISSUE
- F 09/12/24 DESIGN UPDATE RC RFI 1

Notes

COMMERCIAL IN CONFIDENCE

GFA PLAN KEY:

- INCLUDED IN GFA
- EXCLUDED FROM GFA
- INTERIOR VOID - EXCLUDED FROM GFA
- EXTERIOR - EXCLUDED FROM GFA
- VERTICAL DISTANCE BETWEEN STOREYS EXCEEDS 6M - MULTIPLIED IN GFA



Consultants

- RCP Project Manager
- RLB Quantity Surveyor
- HOLMES Structural Engineer
- MOTT MAC DONALD Services Engineer
- CROSSFIRE Fire Engineer
- TONKIN + TAYLOR Civil Engineer
- FLOW Traffic Engineer

Client



Warren and Mahoney Architects New Zealand Ltd

Ground Floor, Mason Bros.
139 Pakenham Street West
Wynyard Quarter
Auckland 1010
New Zealand
Phone + 64 9 309 4894

Registered Architects and Designers
www.warrenandmahoney.com

Project Title

DOWNTOWN WEST

2 LOWER HOBSON STREET, AUCKLAND CBD, AUCKLAND 1010

Drawing Title

GFA AREA PLAN - DTW BUILDING T2-L15 - T2-L22

Drawing Status

RESOURCE CONSENT ISSUE

Drawing Details

Scale	1:250 @ A1
Date	09/12/24
Job No	9234
Drawn	WAM
Checked	WAM

Drawing No	Revision
RC05-0117	F

WARREN AND MAHONEY

GFA SCHEDULE - DTW BUILDING T2-L-15

SPACE NAME	BUILDING	LEVEL	AREA	REF
RESIDENTIAL	DTW BUILDING	T2-L-15	916 m ²	INCLUDED
TCE (>75% ENCLOSED)	DTW BUILDING	T2-L-15	8 m ²	INCLUDED
TOTAL GFA:			924 m²	

GFA SCHEDULE - DTW BUILDING T2-L-16

SPACE NAME	BUILDING	LEVEL	AREA	REF
RESIDENTIAL	DTW BUILDING	T2-L-16	916 m ²	INCLUDED
TCE (>75% ENCLOSED)	DTW BUILDING	T2-L-16	8 m ²	INCLUDED
TOTAL GFA:			924 m²	

GFA SCHEDULE - DTW BUILDING T2-L-17

SPACE NAME	BUILDING	LEVEL	AREA	REF
RESIDENTIAL	DTW BUILDING	T2-L-17	921 m ²	INCLUDED
TCE (>75% ENCLOSED)	DTW BUILDING	T2-L-17	8 m ²	INCLUDED
TOTAL GFA:			929 m²	

GFA SCHEDULE - DTW BUILDING T2-L-18

SPACE NAME	BUILDING	LEVEL	AREA	REF
RESIDENTIAL	DTW BUILDING	T2-L-18	921 m ²	INCLUDED
TCE (>75% ENCLOSED)	DTW BUILDING	T2-L-18	8 m ²	INCLUDED
TOTAL GFA:			929 m²	

GFA SCHEDULE - DTW BUILDING T2-L-19

SPACE NAME	BUILDING	LEVEL	AREA	REF
RESIDENTIAL	DTW BUILDING	T2-L-19	921 m ²	INCLUDED
TCE (>75% ENCLOSED)	DTW BUILDING	T2-L-19	8 m ²	INCLUDED
TOTAL GFA:			929 m²	

GFA SCHEDULE - DTW BUILDING T2-L-20

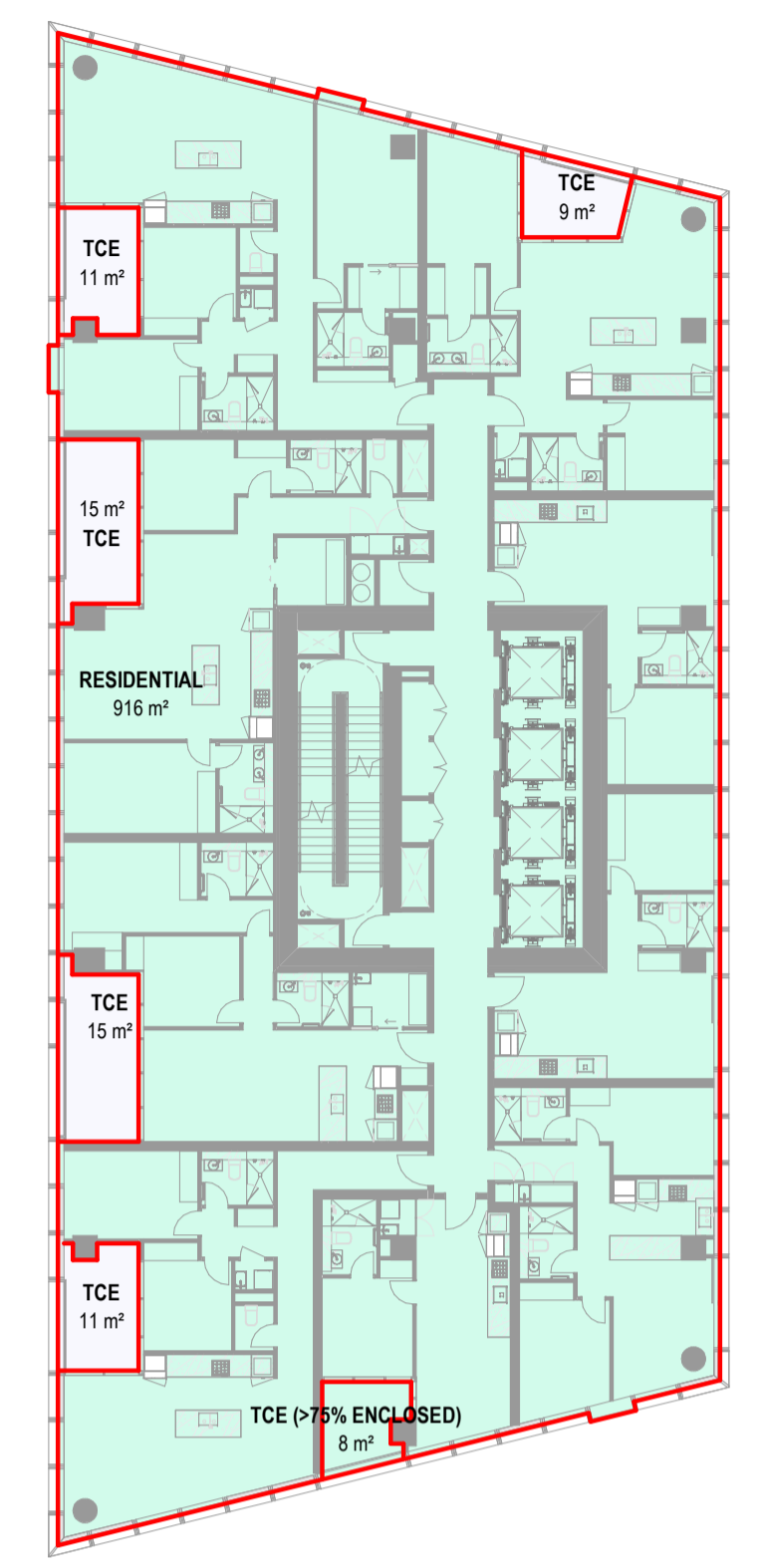
SPACE NAME	BUILDING	LEVEL	AREA	REF
RESIDENTIAL	DTW BUILDING	T2-L-20	926 m ²	INCLUDED
TCE (>75% ENCLOSED)	DTW BUILDING	T2-L-20	8 m ²	INCLUDED
TOTAL GFA:			934 m²	

GFA SCHEDULE - DTW BUILDING T2-L-21

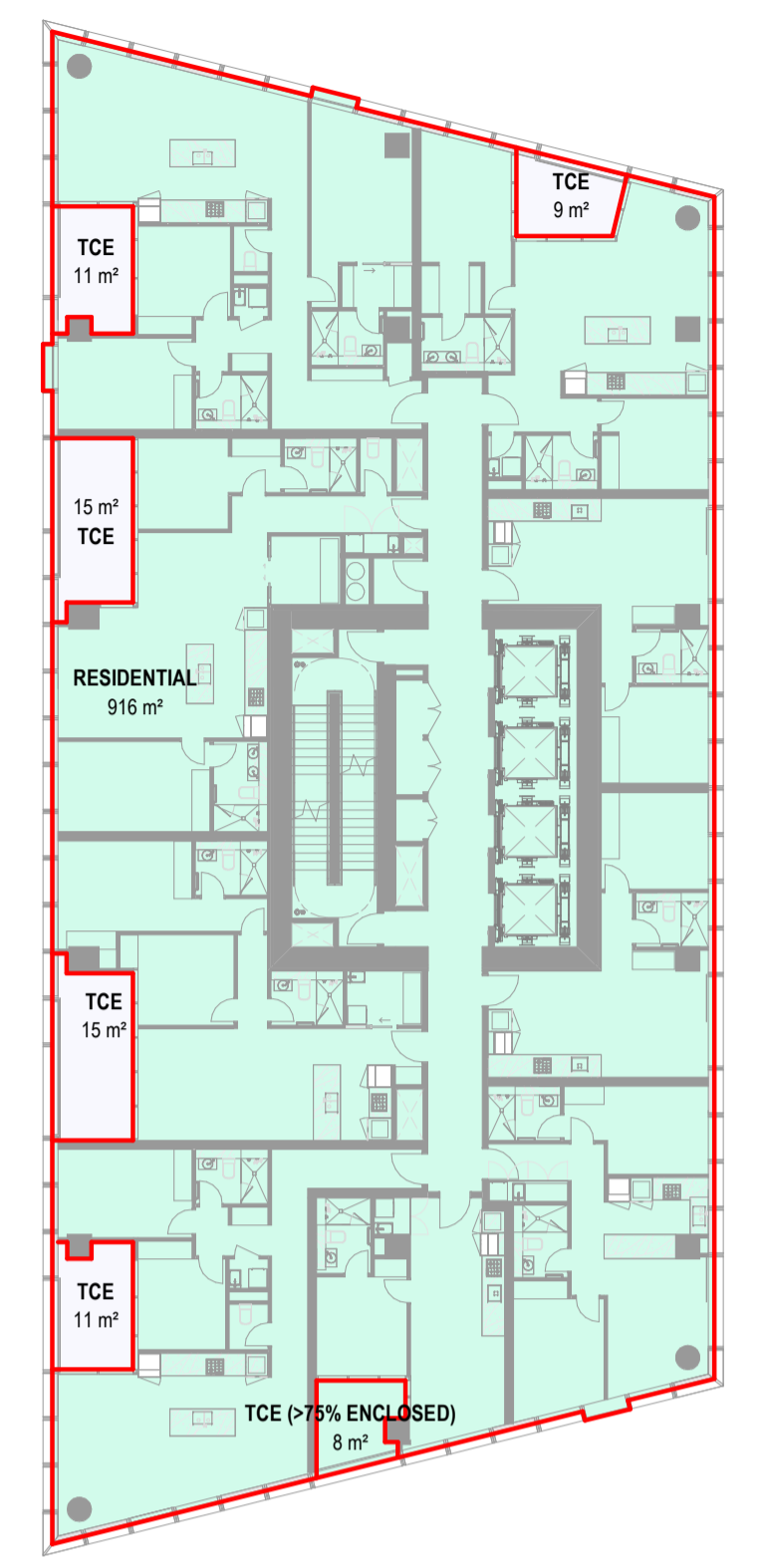
SPACE NAME	BUILDING	LEVEL	AREA	REF
RESIDENTIAL	DTW BUILDING	T2-L-21	926 m ²	INCLUDED
TCE (>75% ENCLOSED)	DTW BUILDING	T2-L-21	8 m ²	INCLUDED
TOTAL GFA:			934 m²	

GFA SCHEDULE - DTW BUILDING T2-L-22

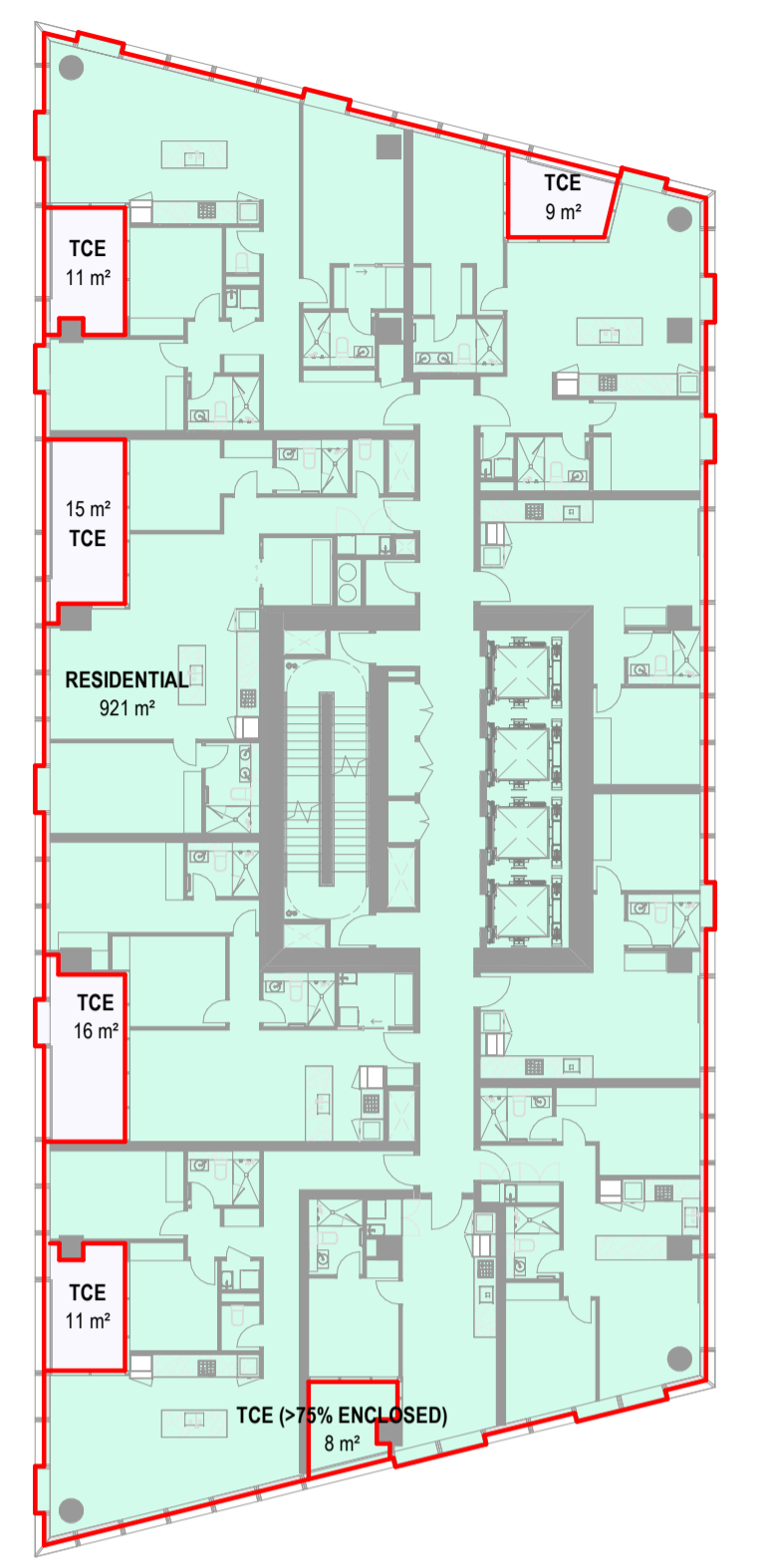
SPACE NAME	BUILDING	LEVEL	AREA	REF
RESIDENTIAL	DTW BUILDING	T2-L-22	926 m ²	INCLUDED
TCE (>75% ENCLOSED)	DTW BUILDING	T2-L-22	8 m ²	INCLUDED
TOTAL GFA:			934 m²	



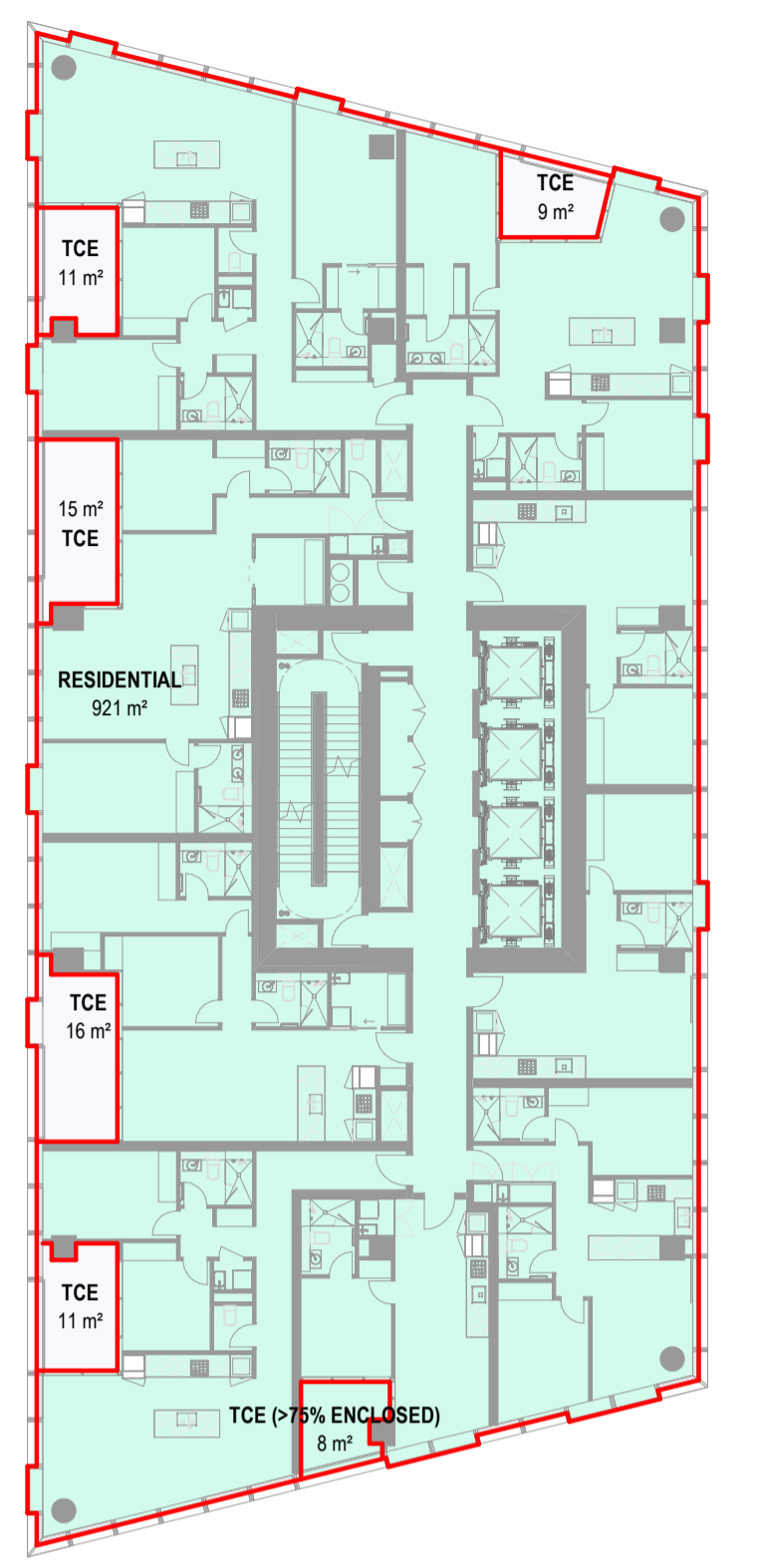
GFA PLAN - DTW LEVEL T2-L-15
1:250



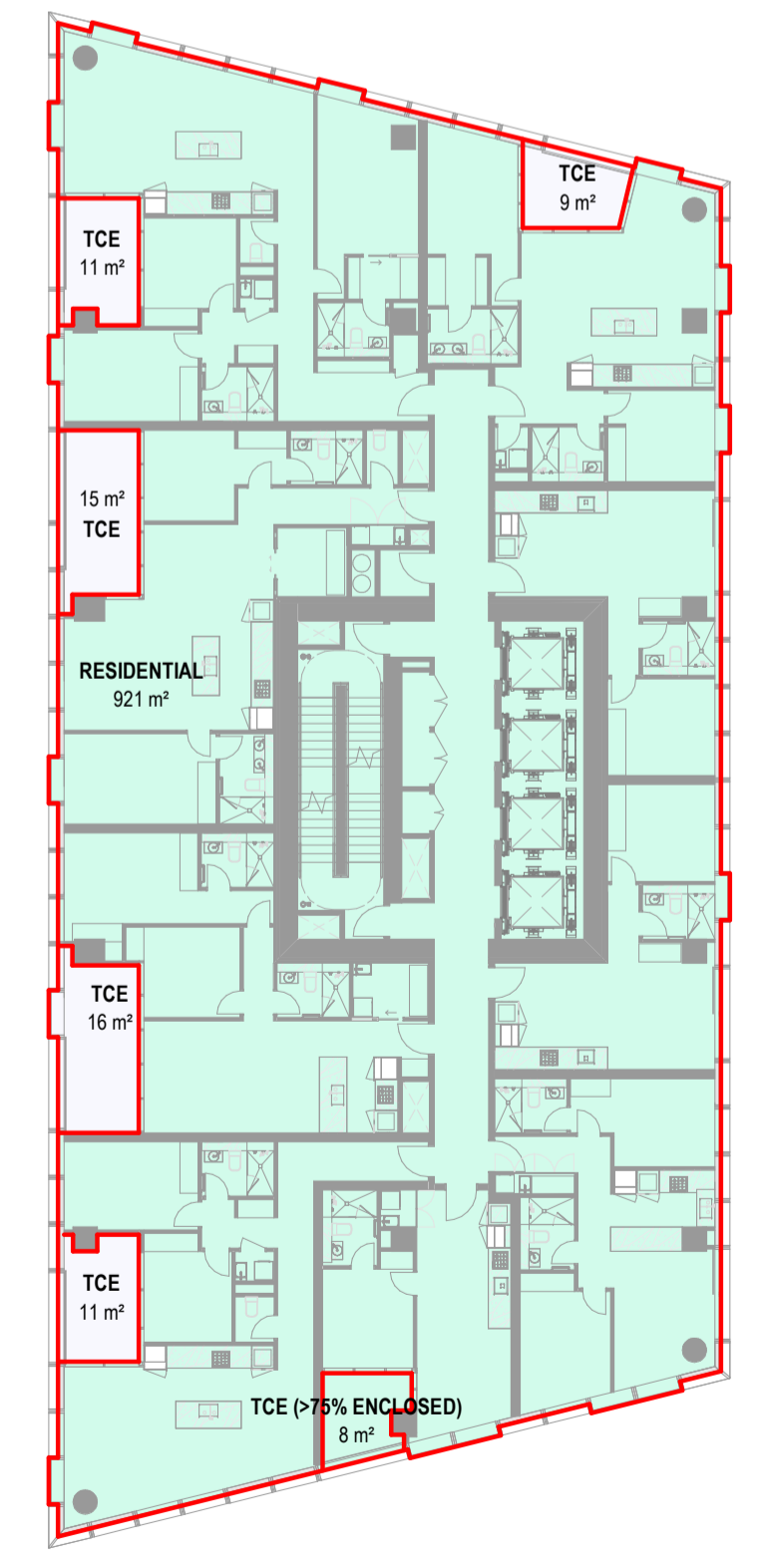
GFA PLAN - DTW LEVEL T2-L-16
1:250



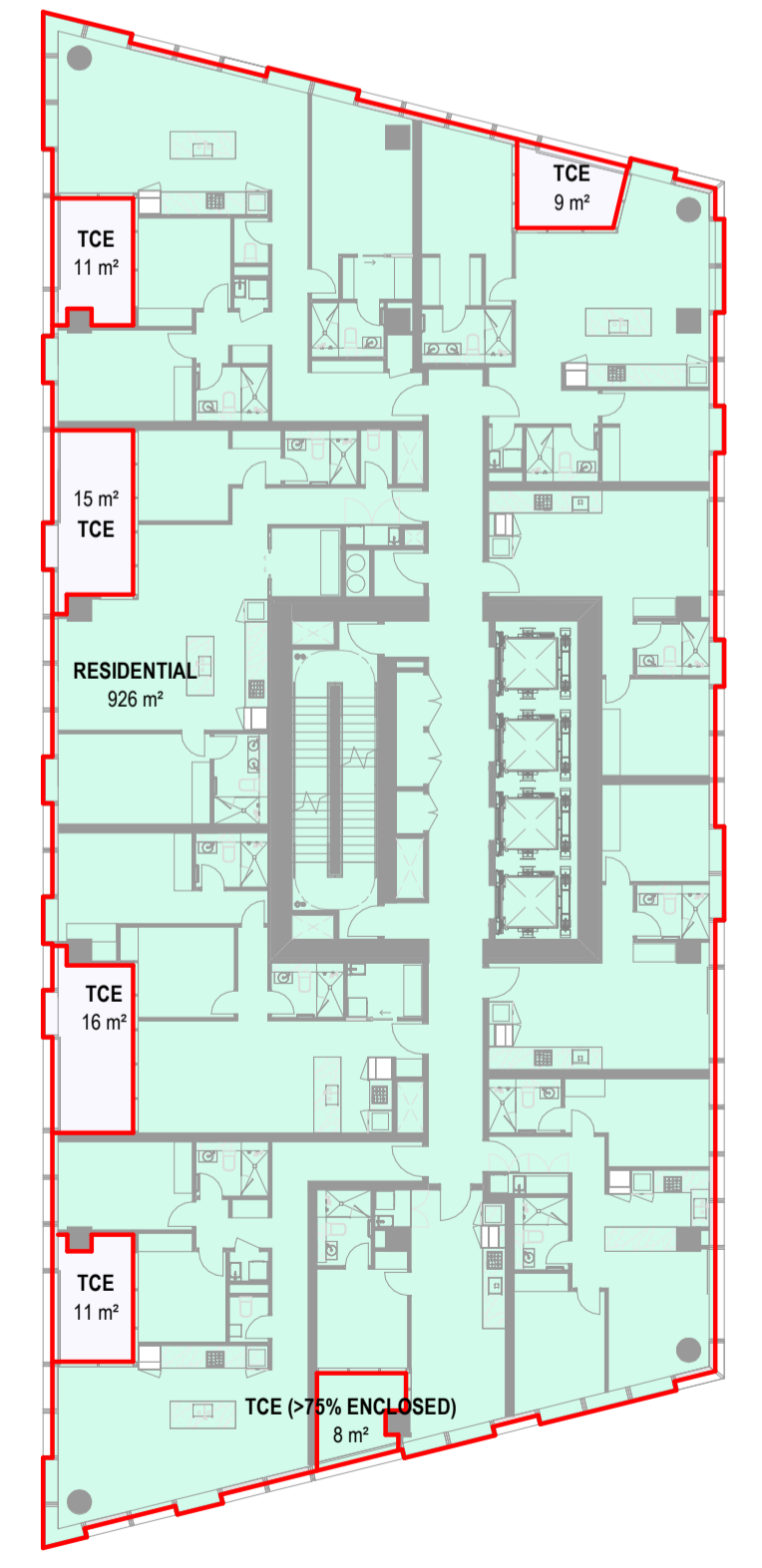
GFA PLAN - DTW LEVEL T2-L-17
1:250



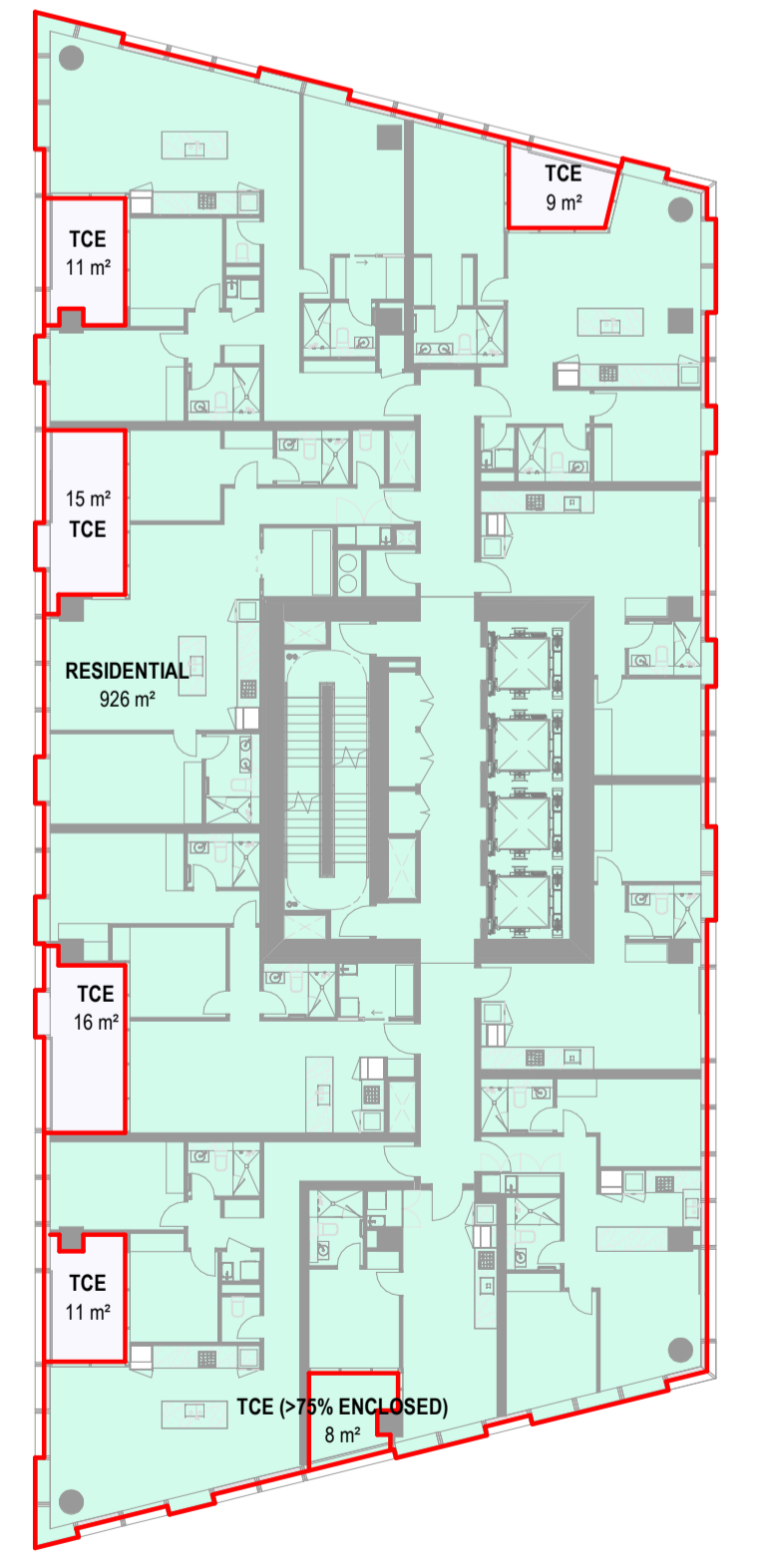
GFA PLAN - DTW LEVEL T2-L-18
1:250



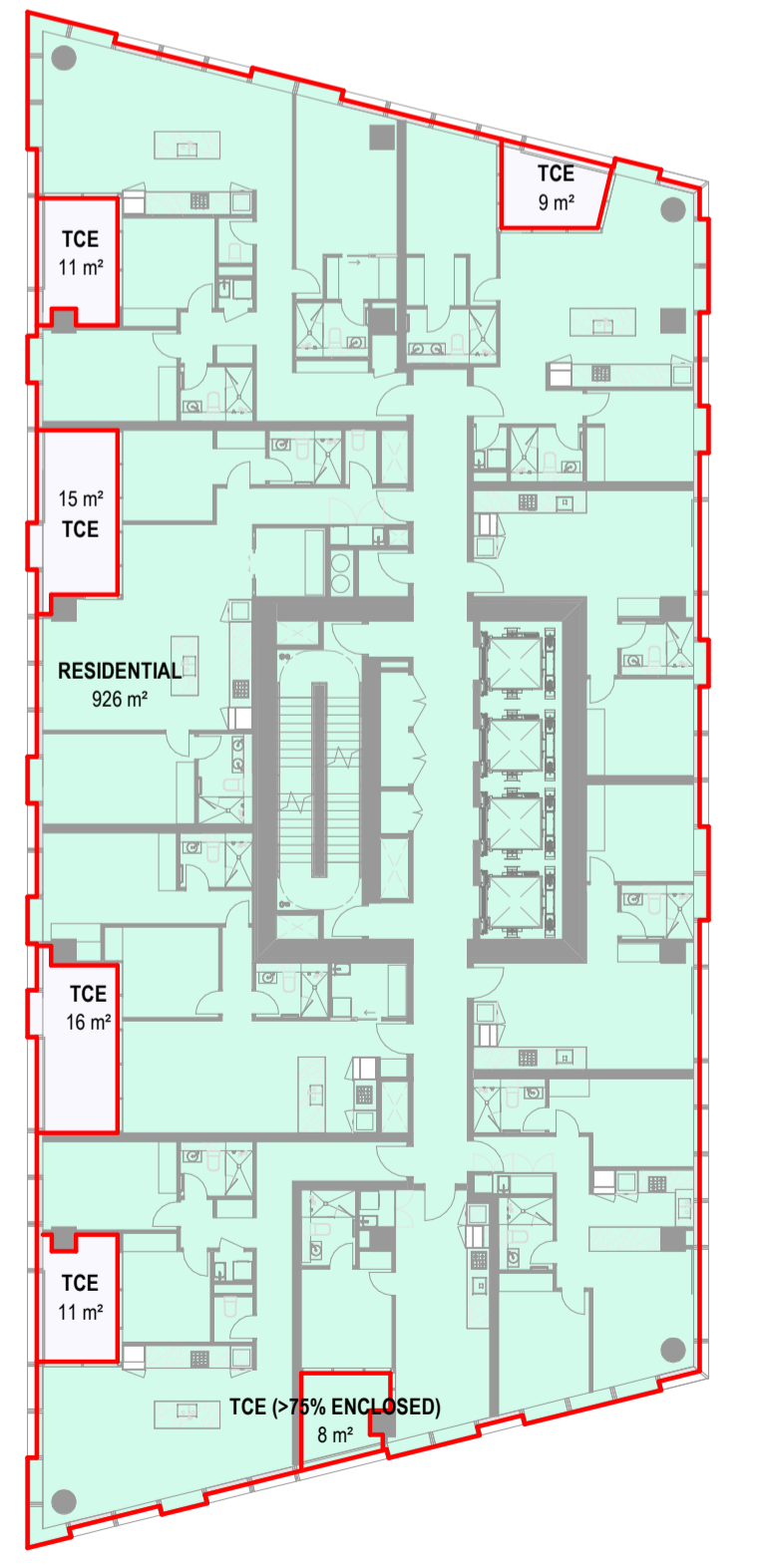
GFA PLAN - DTW LEVEL T2-L-19
1:250



GFA PLAN - DTW LEVEL T2-L-20
1:250



GFA PLAN - DTW LEVEL T2-L-21
1:250



GFA PLAN - DTW LEVEL T2-L-22
1:250

All dimension to be verified on site before producing shop drawings or commencing any work. Do not scale. The copyright of this drawing remains with Warren and Mahoney Architects New Zealand Ltd.

Revisions

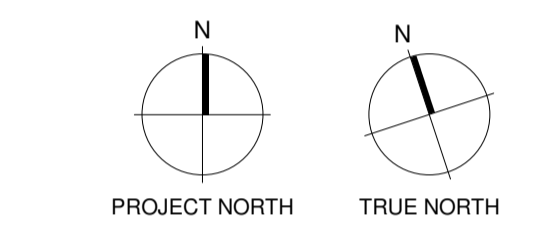
- A 31/05/24 RC METRICS
- B 07/06/24 DRAFT RC ISSUE
- C 01/07/24 DRAFT RC ISSUE
- D 22/07/24 DRAFT RC ISSUE
- E 22/07/24 RC ISSUE
- F 09/12/24 DESIGN UPDATE RC RFI 1

Notes

COMMERCIAL IN CONFIDENCE

GFA PLAN KEY:

- INCLUDED IN GFA
- EXCLUDED FROM GFA
- INTERIOR VOID - EXCLUDED FROM GFA
- EXTERIOR - EXCLUDED FROM GFA
- VERTICAL DISTANCE BETWEEN STOREYS EXCEEDS 6M - MULTIPLIED IN GFA



Consultants

- RCP Project Manager
- RLB Quantity Surveyor
- HOLMES Structural Engineer
- MOTT MAC DONALD Services Engineer
- CROSSFIRE Fire Engineer
- TONKIN + TAYLOR Civil Engineer
- FLOW Traffic Engineer

Client



Warren and Mahoney Architects New Zealand Ltd

Ground Floor, Mason Bros.
139 Pakenham Street West
Wynyard Quarter
Auckland 1010
New Zealand
Phone + 64 9 309 4894

Registered Architects and Designers
www.warrenandmahoney.com

Project Title

DOWNTOWN WEST
2 LOWER HOBSON STREET,
AUCKLAND CBD, AUCKLAND 1010

Drawing Title

**GFA AREA PLAN -
DTW BUILDING T2
L23 - T2 L30**

Drawing Status

**RESOURCE CONSENT
ISSUE**

Drawing Details

Scale	1:250 @ A1
Date	09/12/24
Job No	9234
Drawn	WAM
Checked	WAM

Drawing No	Revision
RC05-0118	(F)

WARREN AND MAHONEY

GFA SCHEDULE - DTW BUILDING T2-L-23

SPACE NAME	BUILDING	LEVEL	AREA	REF
RESIDENTIAL	DTW BUILDING	T2-L-23	930 m ²	INCLUDED
TCE (>75% ENCLOSED)	DTW BUILDING	T2-L-23	8 m ²	INCLUDED
TOTAL GFA:			938 m²	

GFA SCHEDULE - DTW BUILDING T2-L-24

SPACE NAME	BUILDING	LEVEL	AREA	REF
RESIDENTIAL	DTW BUILDING	T2-L-24	930 m ²	INCLUDED
TCE (>75% ENCLOSED)	DTW BUILDING	T2-L-24	8 m ²	INCLUDED
TOTAL GFA:			938 m²	

GFA SCHEDULE - DTW BUILDING T2-L-25

SPACE NAME	BUILDING	LEVEL	AREA	REF
RESIDENTIAL	DTW BUILDING	T2-L-25	930 m ²	INCLUDED
TCE (>75% ENCLOSED)	DTW BUILDING	T2-L-25	8 m ²	INCLUDED
TOTAL GFA:			938 m²	

GFA SCHEDULE - DTW BUILDING T2-L-26

SPACE NAME	BUILDING	LEVEL	AREA	REF
RESIDENTIAL	DTW BUILDING	T2-L-26	943 m ²	INCLUDED
TCE (>75% ENCLOSED)	DTW BUILDING	T2-L-26	8 m ²	INCLUDED
TOTAL GFA:			951 m²	

GFA SCHEDULE - DTW BUILDING T2-L-27

SPACE NAME	BUILDING	LEVEL	AREA	REF
RESIDENTIAL	DTW BUILDING	T2-L-27	942 m ²	INCLUDED
TCE (>75% ENCLOSED)	DTW BUILDING	T2-L-27	8 m ²	INCLUDED
TOTAL GFA:			950 m²	

GFA SCHEDULE - DTW BUILDING T2-L-28

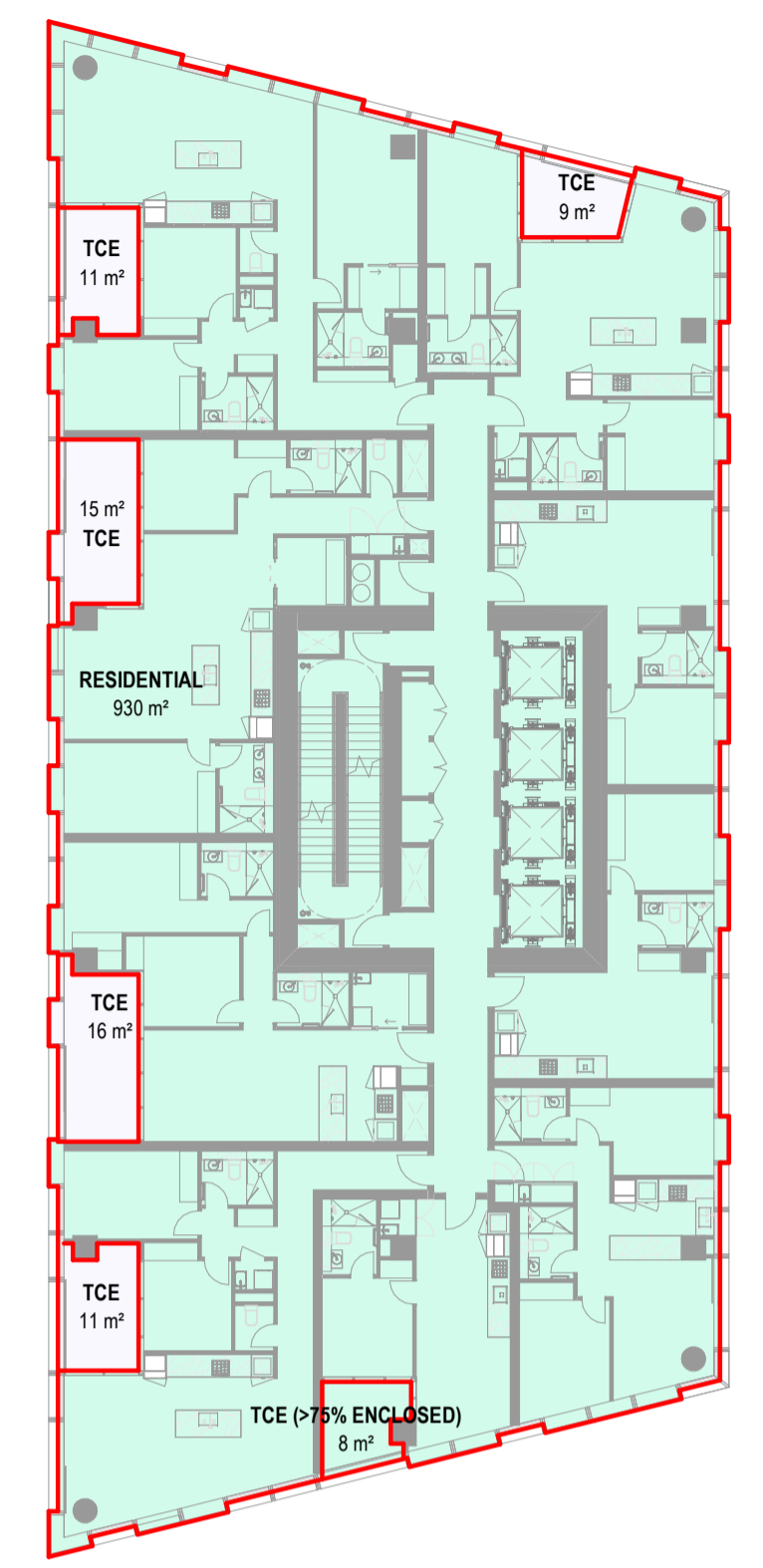
SPACE NAME	BUILDING	LEVEL	AREA	REF
RESIDENTIAL	DTW BUILDING	T2-L-28	841 m ²	INCLUDED
TCE (>75% ENCLOSED)	DTW BUILDING	T2-L-28	8 m ²	INCLUDED
TOTAL GFA:			849 m²	

GFA SCHEDULE - DTW BUILDING T2-L-29

SPACE NAME	BUILDING	LEVEL	AREA	REF
RESIDENTIAL	DTW BUILDING	T2-L-29	945 m ²	INCLUDED
TCE (>75% ENCLOSED)	DTW BUILDING	T2-L-29	43 m ²	INCLUDED
TOTAL GFA:			988 m²	

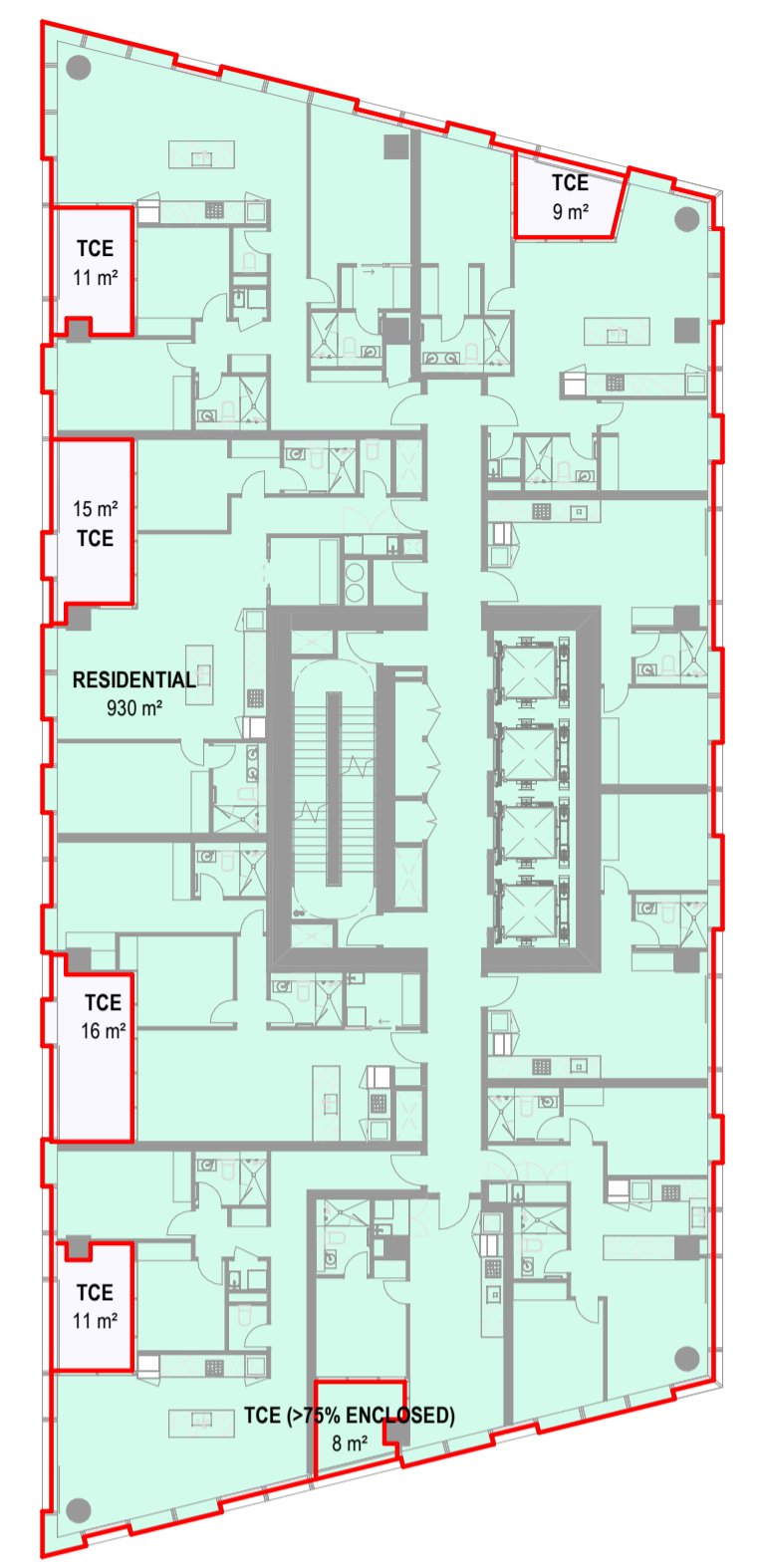
GFA SCHEDULE - DTW BUILDING T2-L-30

SPACE NAME	BUILDING	LEVEL	AREA	REF
RESIDENTIAL	DTW BUILDING	T2-L-30	945 m ²	INCLUDED
TCE (>75% ENCLOSED)	DTW BUILDING	T2-L-30	41 m ²	INCLUDED
TOTAL GFA:			985 m²	



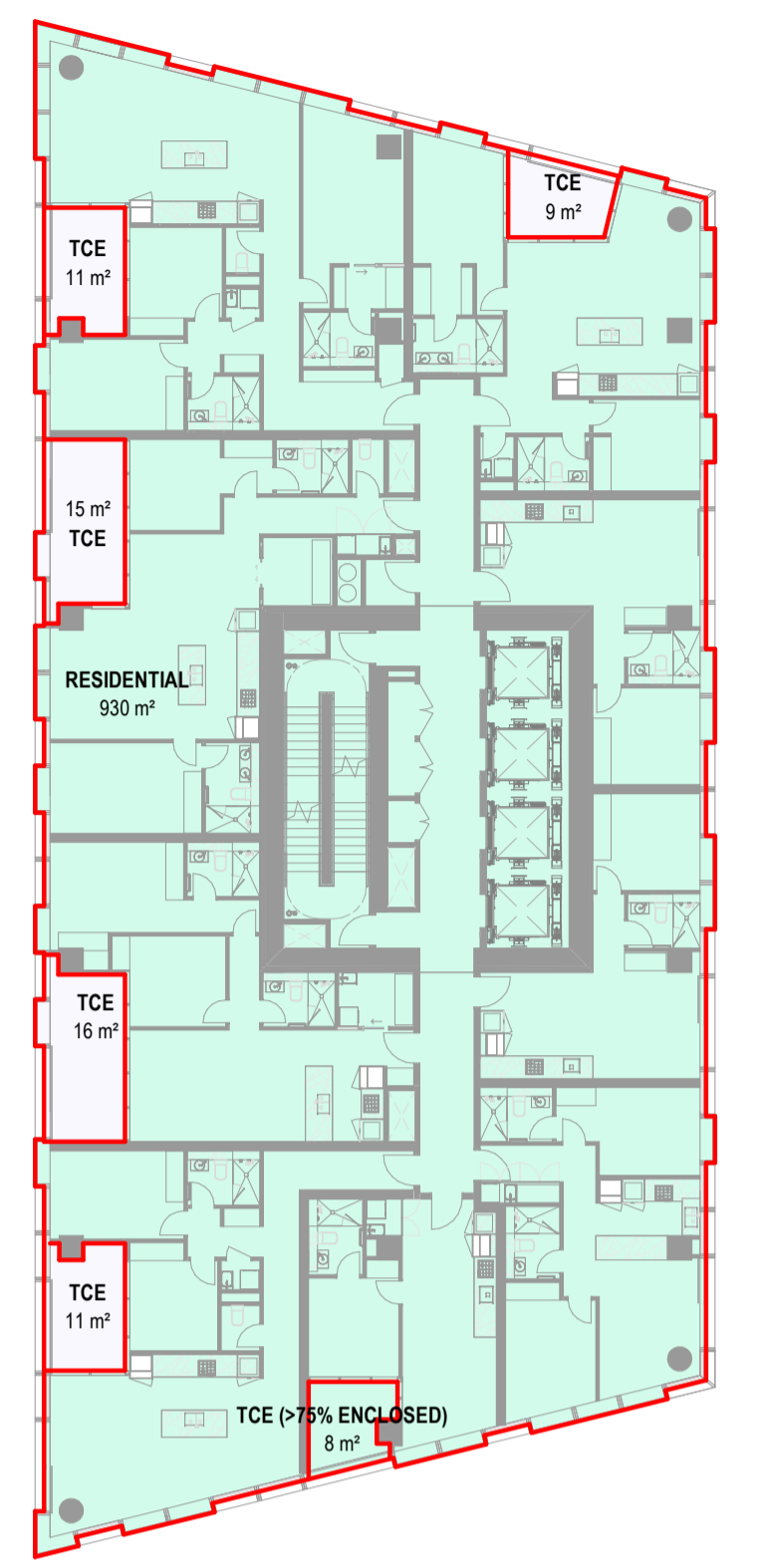
GFA PLAN - DTW LEVEL T2-L-23

1:250



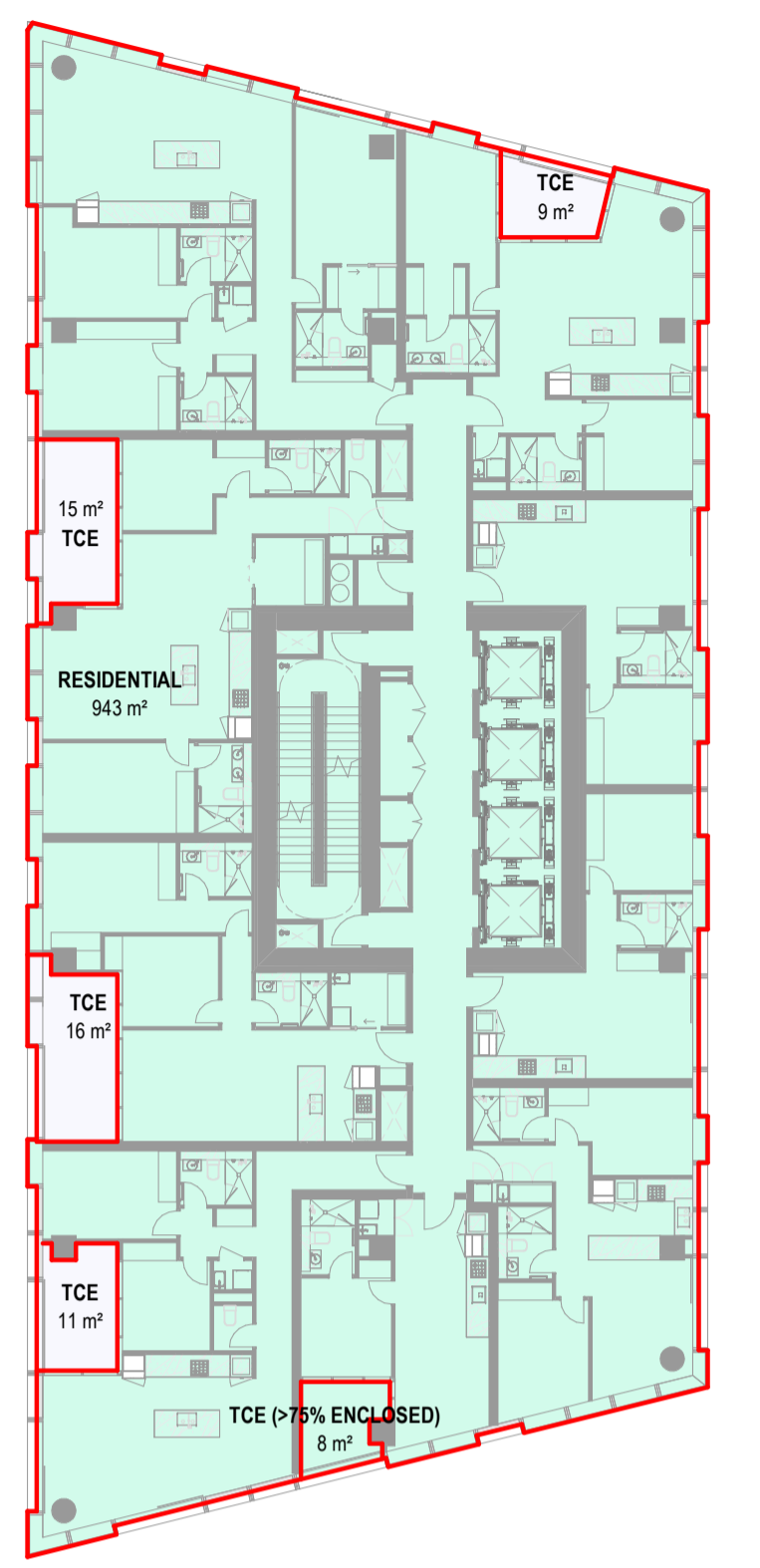
GFA PLAN - DTW LEVEL T2-L-24

1:250



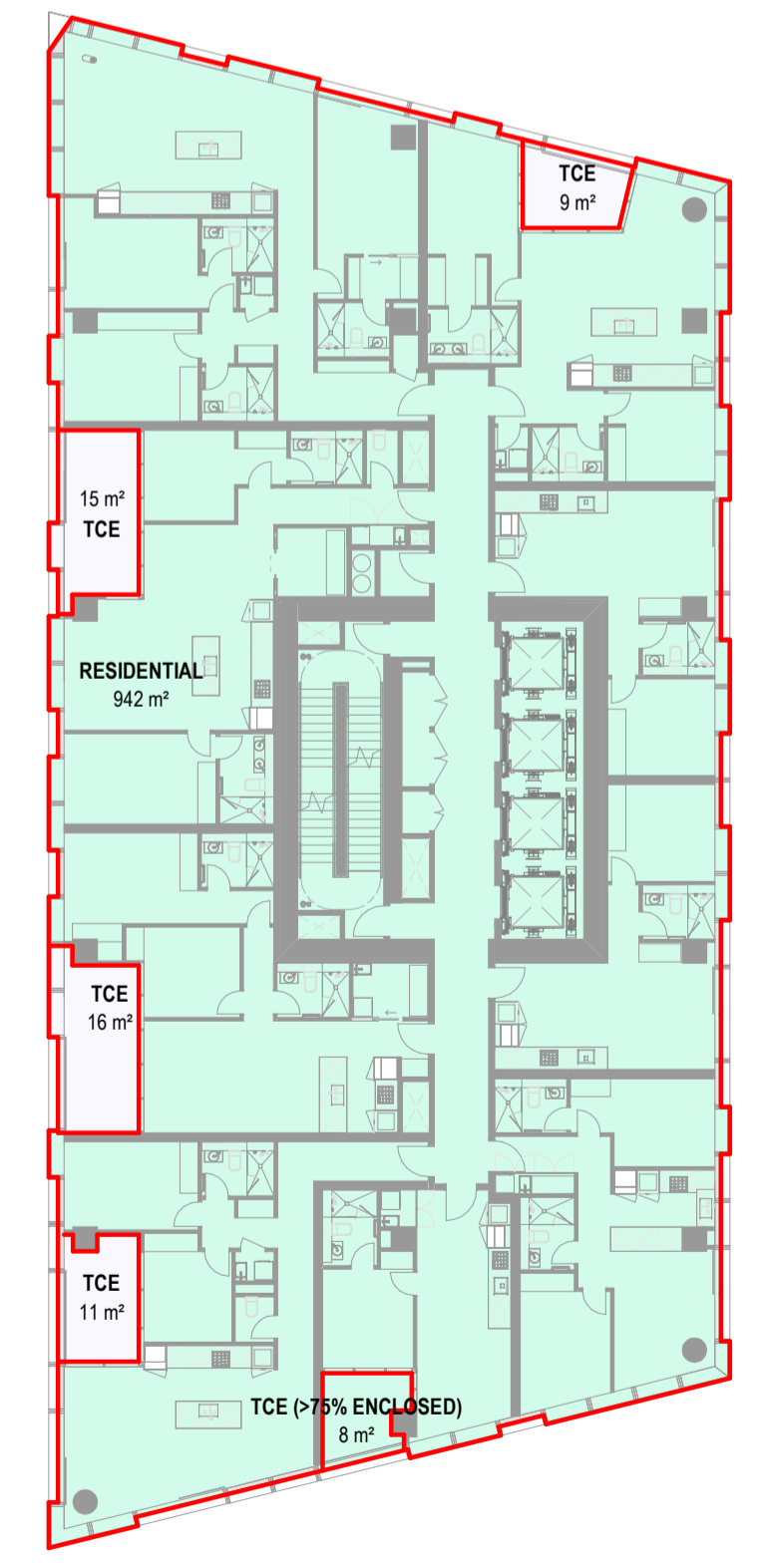
GFA PLAN - DTW LEVEL T2-L-25

1:250



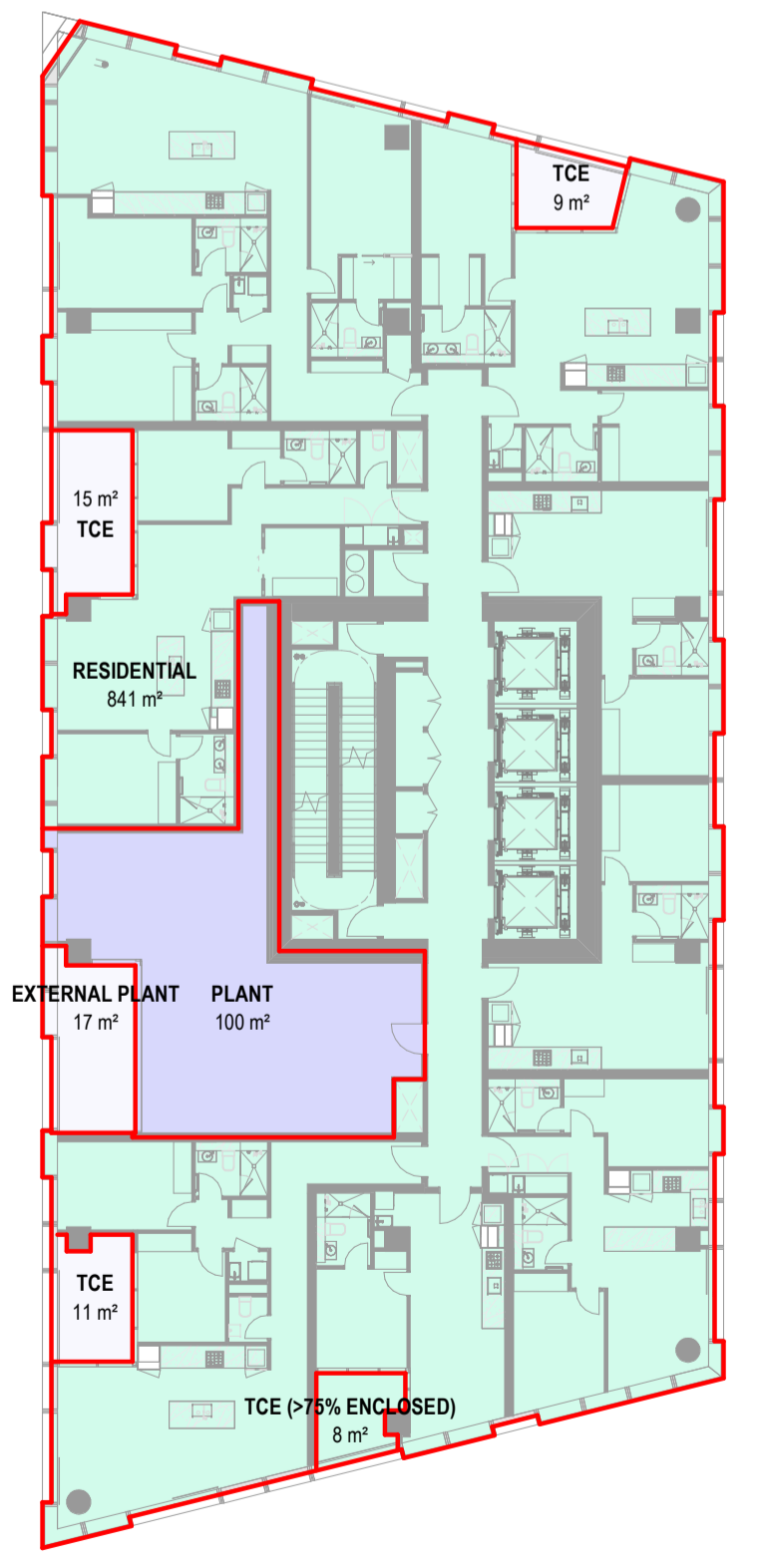
GFA PLAN - DTW LEVEL T2-L-26

1:250



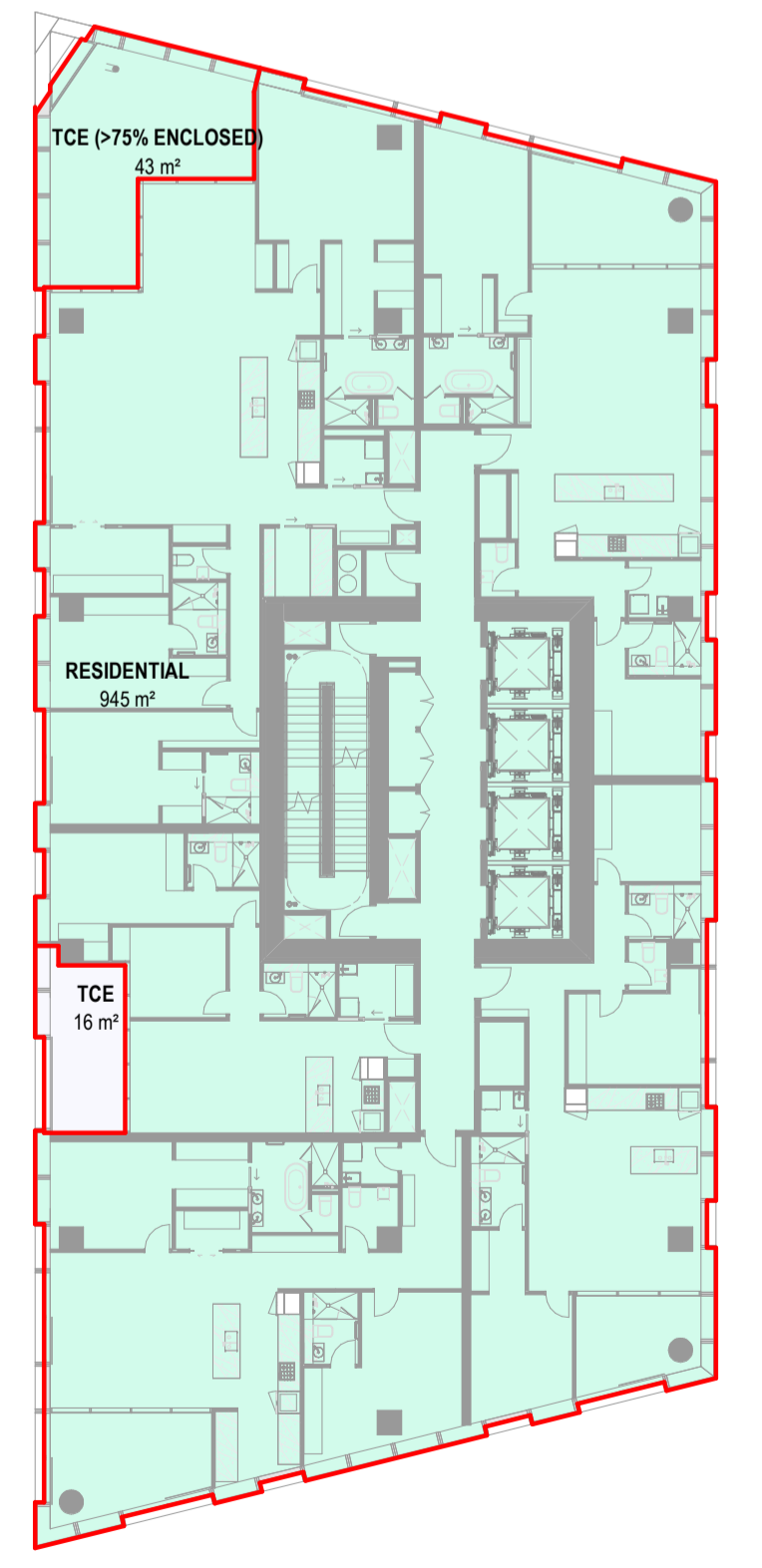
GFA PLAN - DTW LEVEL T2-L-27

1:250



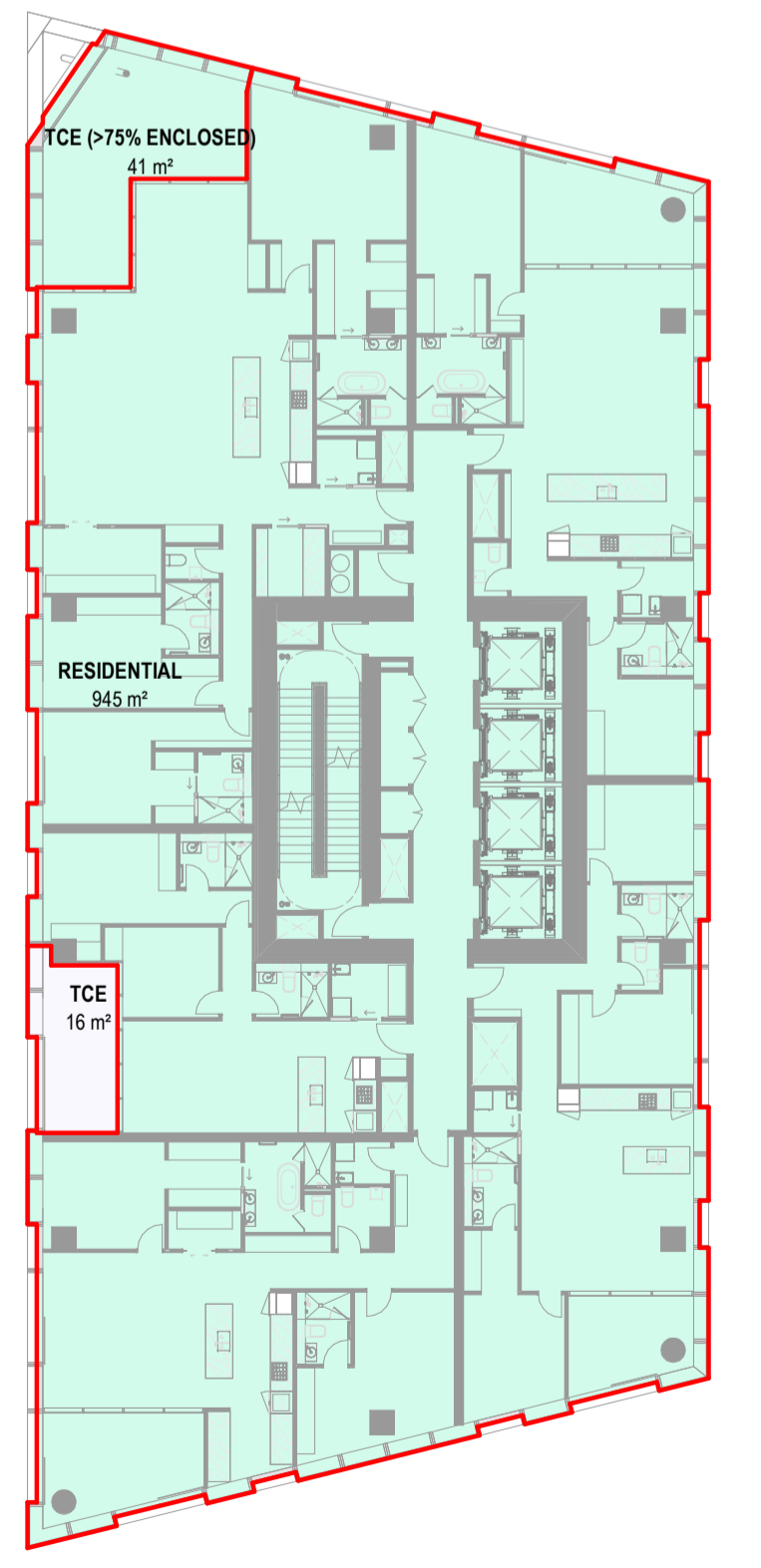
GFA PLAN - DTW LEVEL T2-L-28

1:250



GFA PLAN - DTW LEVEL T2-L-29

1:250



GFA PLAN - DTW LEVEL T2-L-30

1:250

All dimension to be verified on site before producing shop drawings or commencing any work. Do not scale. The copyright of this drawing remains with Warren and Mahoney Architects New Zealand Ltd.

Revisions

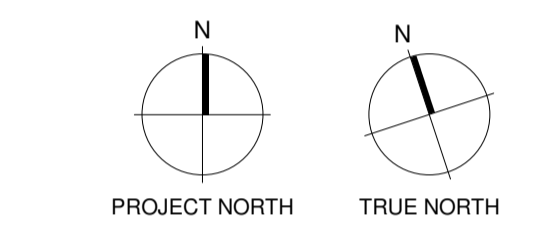
- A 31/05/24 RC METRICS
- B 07/06/24 DRAFT RC ISSUE
- C 01/07/24 DRAFT RC ISSUE
- D 22/07/24 DRAFT RC ISSUE
- E 22/07/24 RC ISSUE
- F 09/12/24 DESIGN UPDATE RC RFI 1

Notes

COMMERCIAL IN CONFIDENCE

GFA PLAN KEY:

- INCLUDED IN GFA
- EXCLUDED FROM GFA
- INTERIOR VOID - EXCLUDED FROM GFA
- EXTERIOR - EXCLUDED FROM GFA
- VERTICAL DISTANCE BETWEEN STOREYS EXCEEDS 6M - MULTIPLIED IN GFA



Consultants

- RCP
Project Manager
- RLB
Quantity Surveyor
- HOLMES
Structural Engineer
- MOTT MAC DONALD
Services Engineer
- CROSSFIRE
Fire Engineer
- TONKIN + TAYLOR
Civil Engineer
- FLOW
Traffic Engineer

Client



Warren and Mahoney Architects New Zealand Ltd

Ground Floor, Mason Bros.
139 Pakenham Street West
Wynyard Quarter
Auckland 1010
New Zealand
Phone + 64 9 309 4894

Registered Architects and Designers
www.warrenandmahoney.com

Project Title

DOWNTOWN WEST

Drawing Title

GFA AREA PLAN - DTW BUILDING T2 L31 - T2 L38

Drawing Status

RESOURCE CONSENT ISSUE

Drawing Details

Scale	1:250 @ A1
Date	09/12/24
Job No	9234
Drawn	WAM
Checked	WAM

Drawing No **Revision**

RC05-0119 F

WARREN AND MAHONEY

GFA SCHEDULE - DTW BUILDING T2-L-31

SPACE NAME	BUILDING	LEVEL	AREA	REF
RESIDENTIAL	DTW BUILDING	T2-L-31	945 m ²	INCLUDED
TCE (>75% ENCLOSED)	DTW BUILDING	T2-L-31	38 m ²	INCLUDED
TOTAL GFA:			982 m²	

GFA SCHEDULE - DTW BUILDING T2-L-32

SPACE NAME	BUILDING	LEVEL	AREA	REF
RESIDENTIAL	DTW BUILDING	T2-L-32	963 m ²	INCLUDED
TCE (>75% ENCLOSED)	DTW BUILDING	T2-L-32	34 m ²	INCLUDED
TOTAL GFA:			997 m²	

GFA SCHEDULE - DTW BUILDING T2-L-33

SPACE NAME	BUILDING	LEVEL	AREA	REF
RESIDENTIAL	DTW BUILDING	T2-L-33	963 m ²	INCLUDED
TCE (>75% ENCLOSED)	DTW BUILDING	T2-L-33	30 m ²	INCLUDED
TOTAL GFA:			993 m²	

GFA SCHEDULE - DTW BUILDING T2-L-34

SPACE NAME	BUILDING	LEVEL	AREA	REF
RESIDENTIAL	DTW BUILDING	T2-L-34	963 m ²	INCLUDED
TOTAL GFA:			963 m²	

GFA SCHEDULE - DTW BUILDING T2-L-35

SPACE NAME	BUILDING	LEVEL	AREA	REF
RESIDENTIAL	DTW BUILDING	T2-L-35	907 m ²	INCLUDED
TCE (>75% ENCLOSED)	DTW BUILDING	T2-L-35	80 m ²	INCLUDED
TOTAL GFA:			987 m²	

GFA SCHEDULE - DTW BUILDING T2-L-36

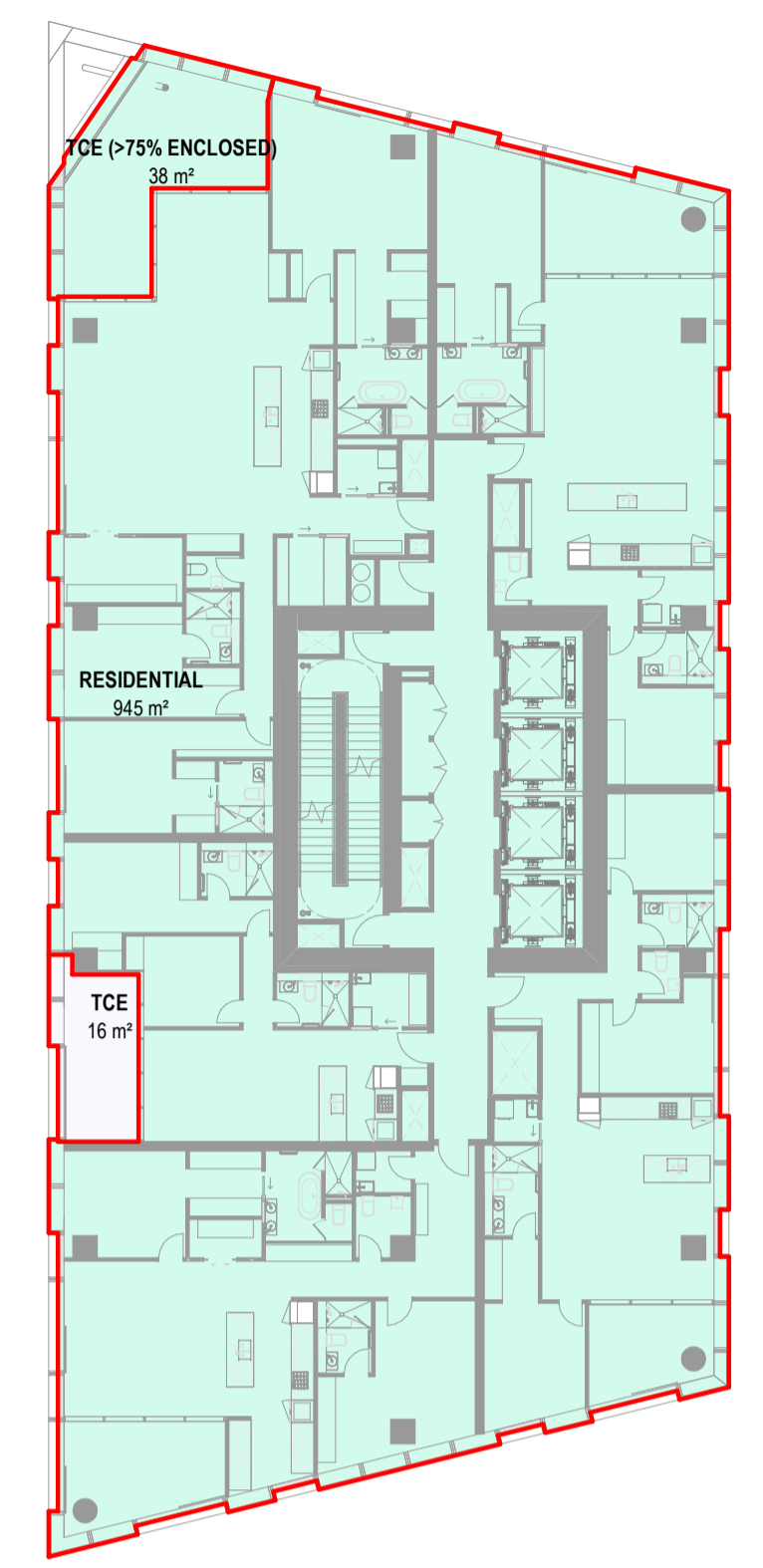
SPACE NAME	BUILDING	LEVEL	AREA	REF
RESIDENTIAL	DTW BUILDING	T2-L-36	907 m ²	INCLUDED
TCE (>75% ENCLOSED)	DTW BUILDING	T2-L-36	74 m ²	INCLUDED
TOTAL GFA:			981 m²	

GFA SCHEDULE - DTW BUILDING T2-L-37

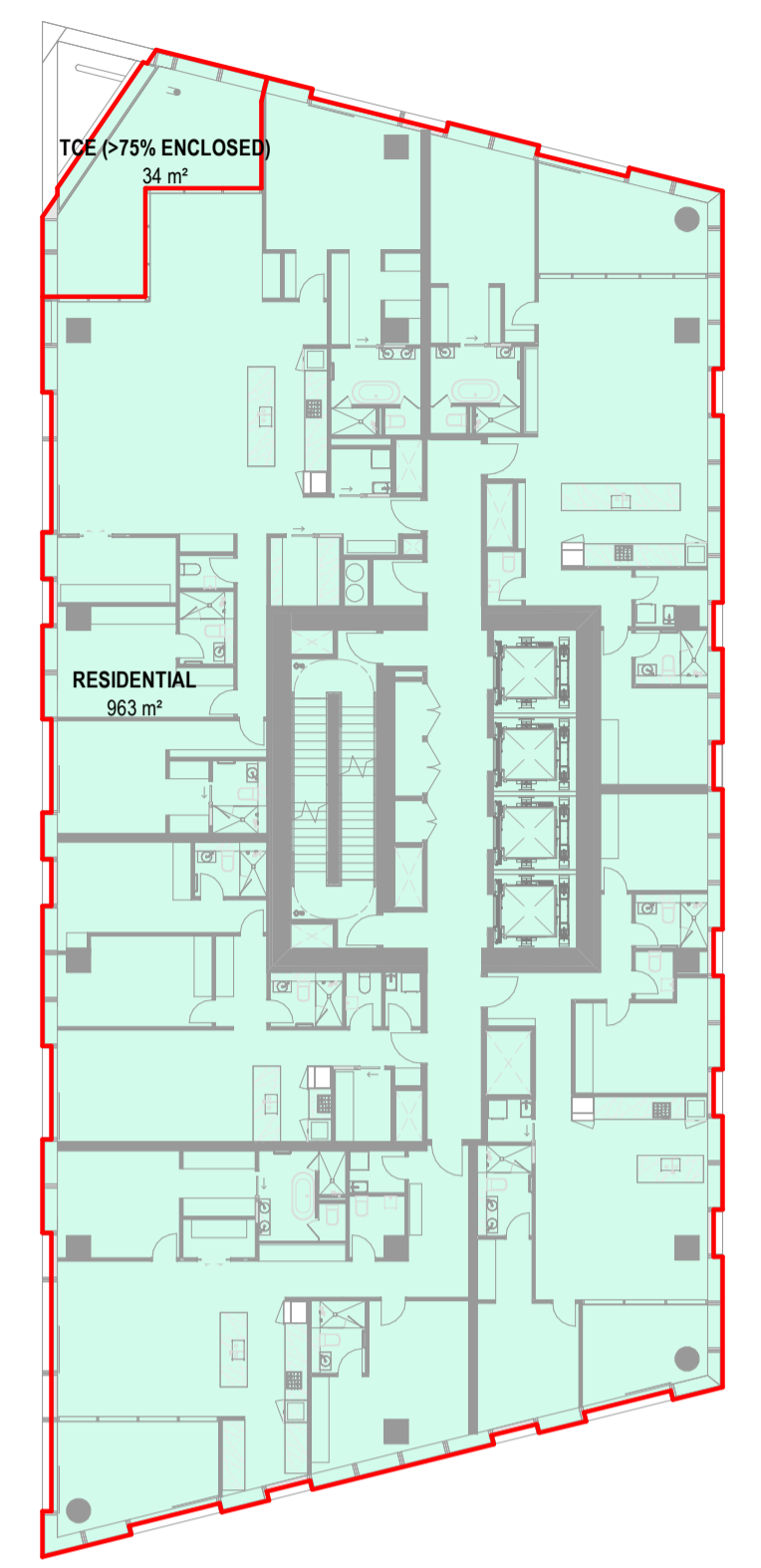
SPACE NAME	BUILDING	LEVEL	AREA	REF
RESIDENTIAL	DTW BUILDING	T2-L-37	907 m ²	INCLUDED
TOTAL GFA:			907 m²	

GFA SCHEDULE - DTW BUILDING T2-L-38

SPACE NAME	BUILDING	LEVEL	AREA	REF
RESIDENTIAL	DTW BUILDING	T2-L-38	910 m ²	INCLUDED
TOTAL GFA:			910 m²	



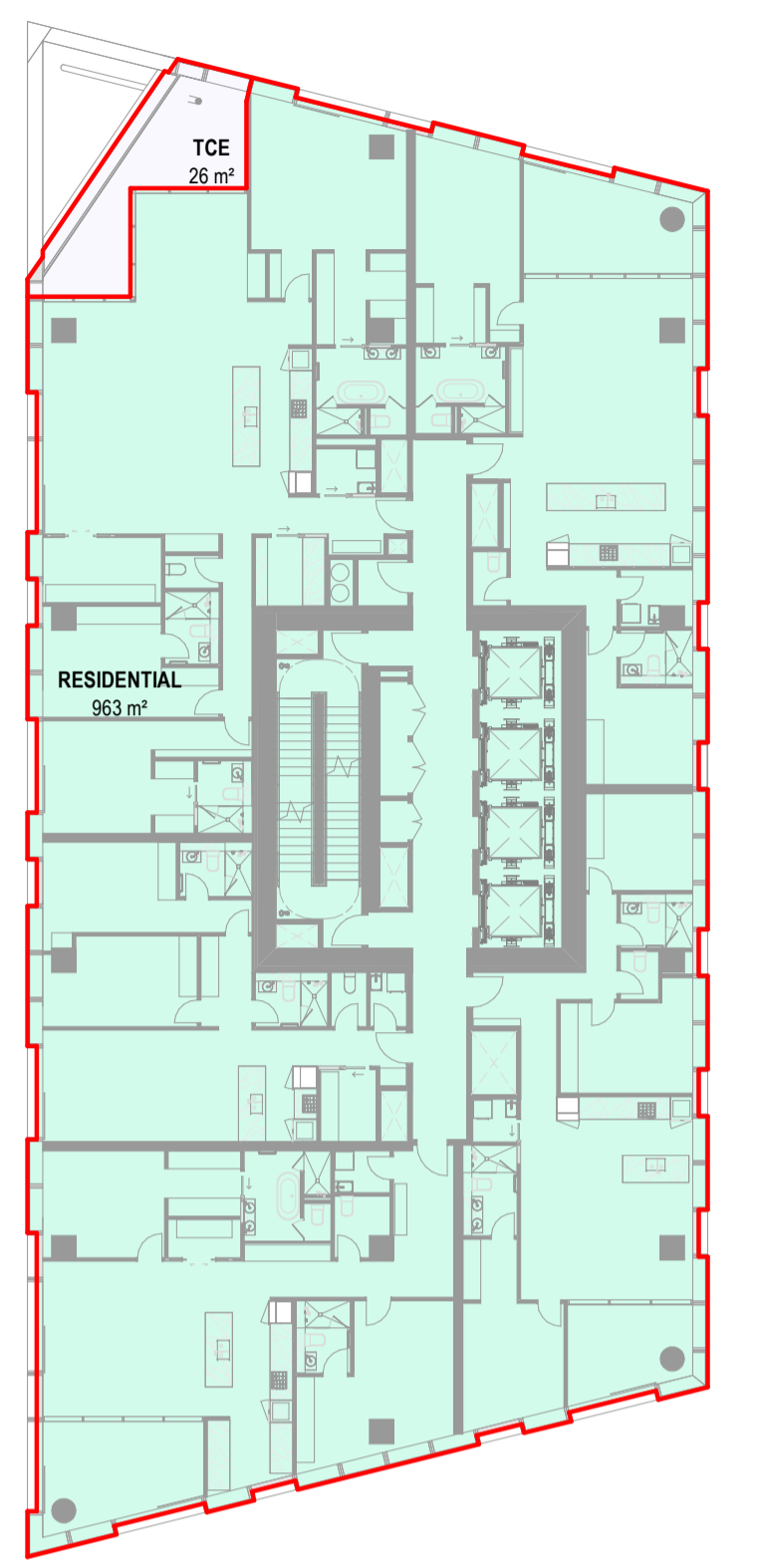
GFA PLAN - DTW LEVEL T2-L-31
1:250



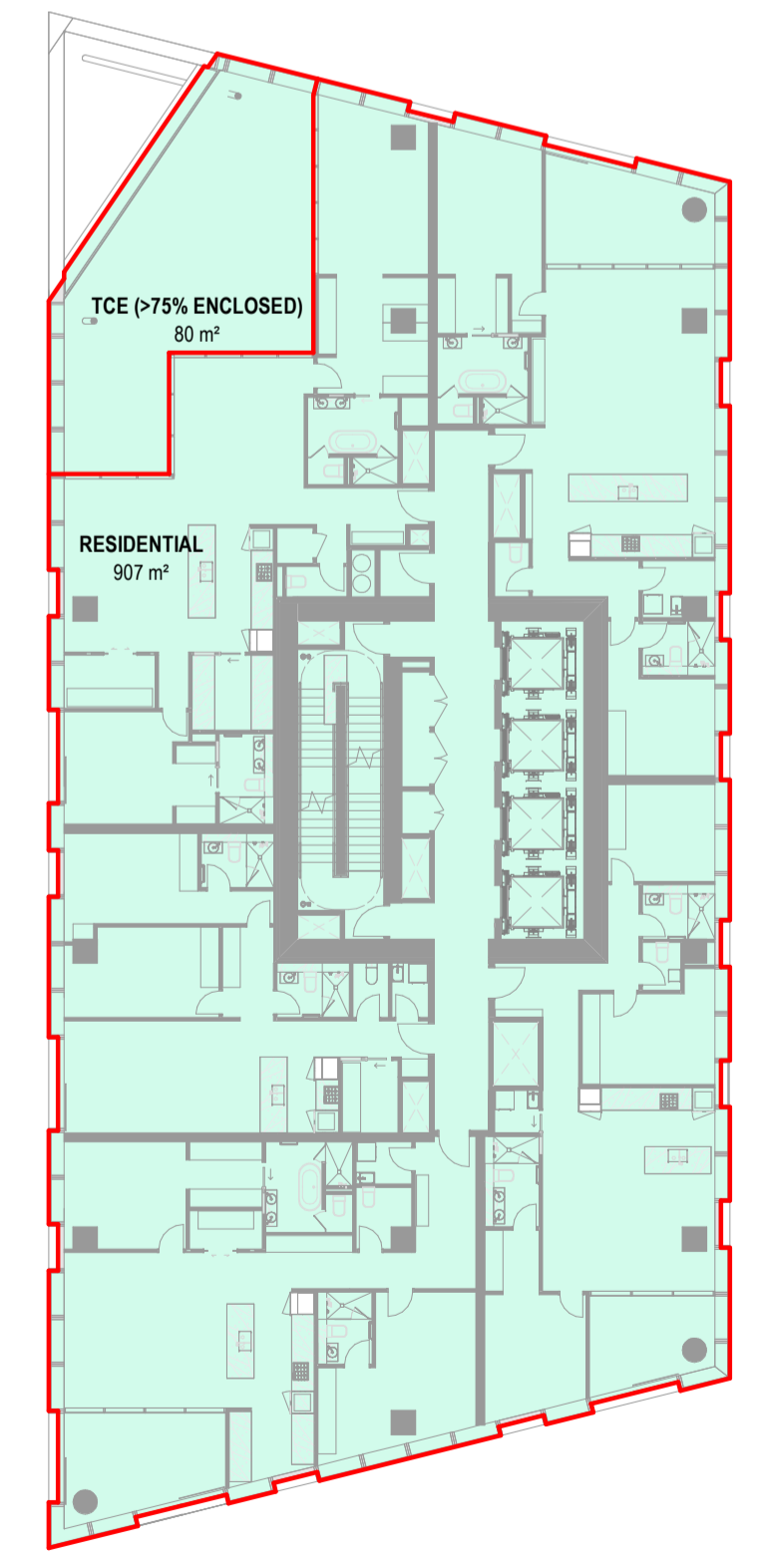
GFA PLAN - DTW LEVEL T2-L-32
1:250



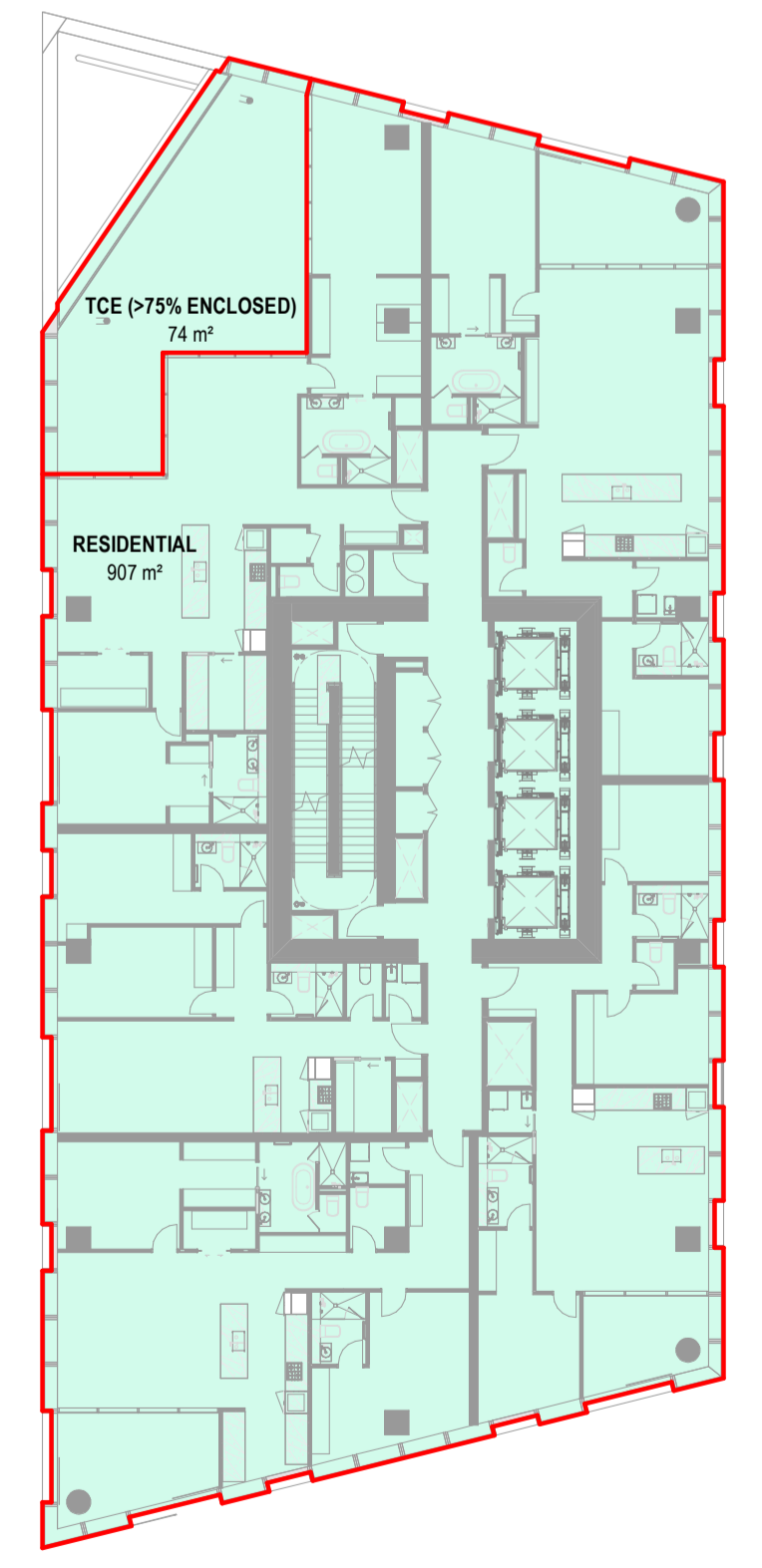
GFA PLAN - DTW LEVEL T2-L-33
1:250



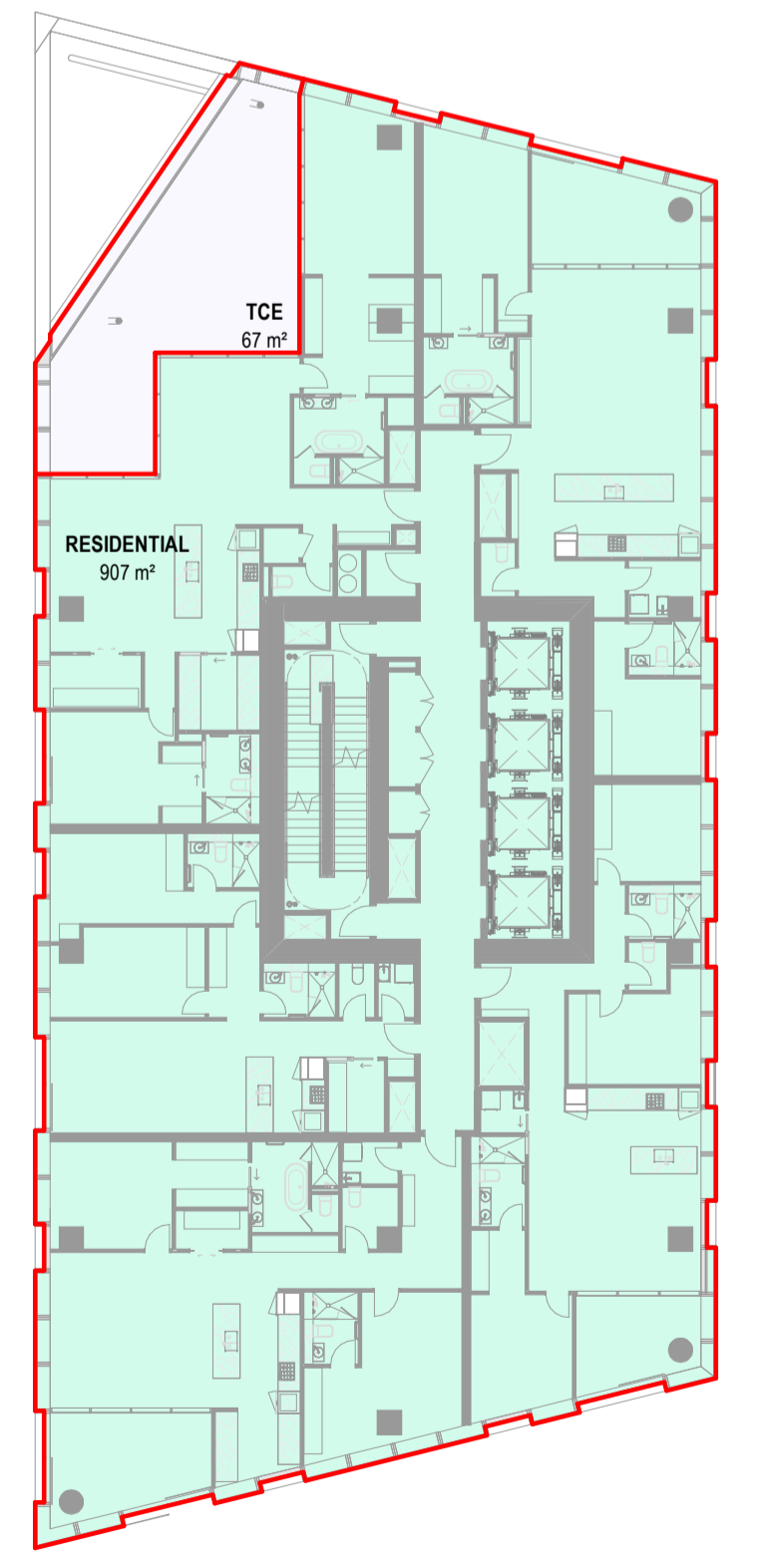
GFA PLAN - DTW LEVEL T2-L-34
1:250



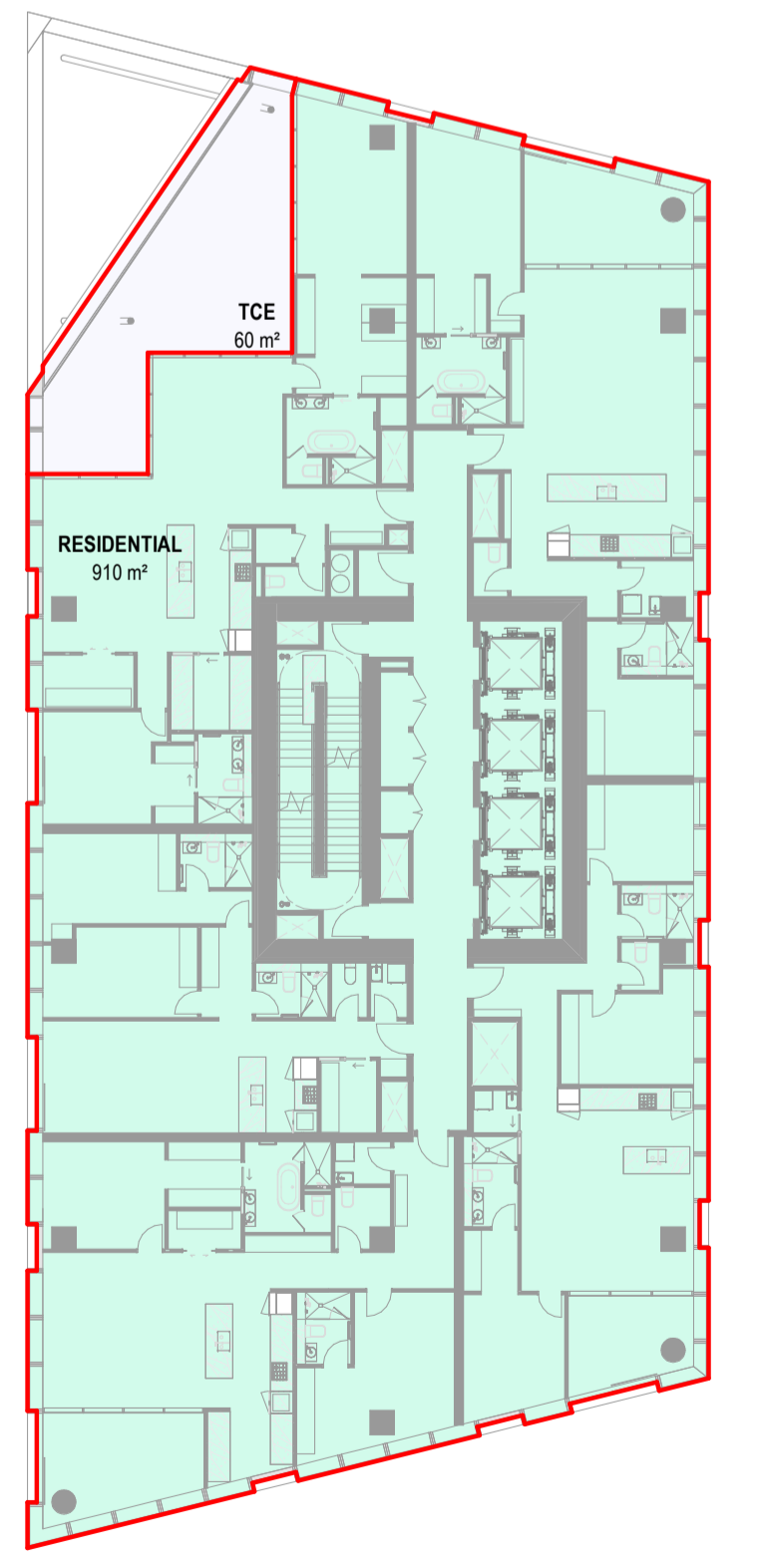
GFA PLAN - DTW LEVEL T2-L-35
1:250



GFA PLAN - DTW LEVEL T2-L-36
1:250



GFA PLAN - DTW LEVEL T2-L-37
1:250



GFA PLAN - DTW LEVEL T2-L-38
1:250

All dimension to be verified on site before producing shop drawings or commencing any work. Do not scale. The copyright of this drawing remains with Warren and Mahoney Architects New Zealand Ltd.

Revisions

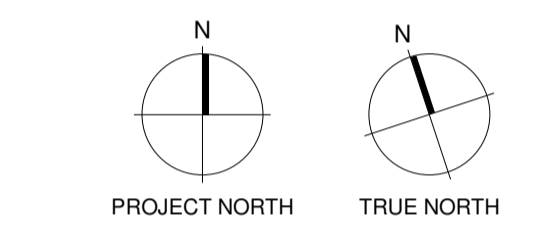
- A 31/05/24 RC METRICS
- B 07/06/24 DRAFT RC ISSUE
- C 01/07/24 DRAFT RC ISSUE
- D 22/07/24 DRAFT RC ISSUE
- E 22/07/24 RC ISSUE
- F 09/12/24 DESIGN UPDATE RC RFI 1

Notes

COMMERCIAL IN CONFIDENCE

GFA PLAN KEY:

	INCLUDED IN GFA
	EXCLUDED FROM GFA
	INTERIOR VOID - EXCLUDED FROM GFA
	EXTERIOR - EXCLUDED FROM GFA
	VERTICAL DISTANCE BETWEEN STOREYS EXCEEDS 6M - MULTIPLIED IN GFA



Consultants

- RCP
Project Manager
- RLB
Quantity Surveyor
- HOLMES
Structural Engineer
- MOTT MAC DONALD
Services Engineer
- CROSSFIRE
Fire Engineer
- TONKIN + TAYLOR
Civil Engineer
- FLOW
Traffic Engineer

Client



Warren and Mahoney Architects New Zealand Ltd

Ground Floor, Mason Bros.
139 Pakenham Street West
Wynyard Quarter
Auckland 1010
New Zealand
Phone + 64 9 309 4894

Registered Architects and Designers
www.warrenandmahoney.com

Project Title

DOWNTOWN WEST

2 LOWER HOBSON STREET,
AUCKLAND CBD, AUCKLAND 1010

Drawing Title

**GFA AREA PLAN -
DTW BUILDING T2
L39 - T2 L44**

Drawing Status

**RESOURCE CONSENT
ISSUE**

Drawing Details

Scale	1:250 @ A1
Date	09/12/24
Job No	9234
Drawn	WAM
Checked	WAM

Drawing No **Revision**

RC05-0120 (F)

WARREN AND MAHONEY

GFA SCHEDULE - DTW BUILDING T2-L-39

SPACE NAME	BUILDING	LEVEL	AREA	REF
RESIDENTIAL	DTW BUILDING	T2-L-39	910 m ²	INCLUDED
TOTAL GFA:			910 m ²	

GFA SCHEDULE - DTW BUILDING T2-L-40

SPACE NAME	BUILDING	LEVEL	AREA	REF
RESIDENTIAL	DTW BUILDING	T2-L-40	910 m ²	INCLUDED
TOTAL GFA:			910 m ²	

GFA SCHEDULE - DTW BUILDING T2-L-41

SPACE NAME	BUILDING	LEVEL	AREA	REF
RESIDENTIAL	DTW BUILDING	T2-L-41	900 m ²	INCLUDED
TOTAL GFA:			900 m ²	

GFA SCHEDULE - DTW BUILDING T2-L-42

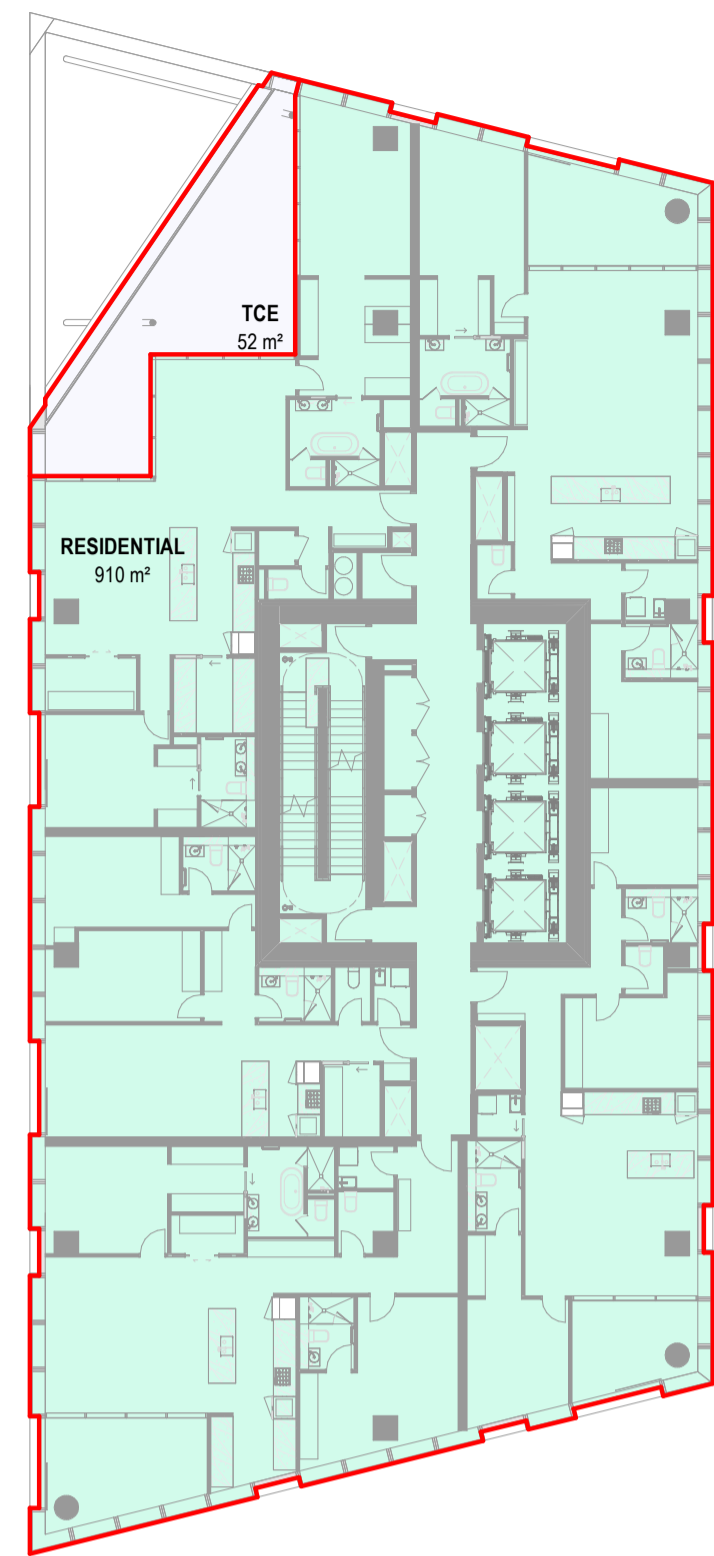
SPACE NAME	BUILDING	LEVEL	AREA	REF

GFA SCHEDULE - DTW BUILDING T2-L-43

SPACE NAME	BUILDING	LEVEL	AREA	REF

GFA SCHEDULE - DTW BUILDING T2-L-44

SPACE NAME	BUILDING	LEVEL	AREA	REF



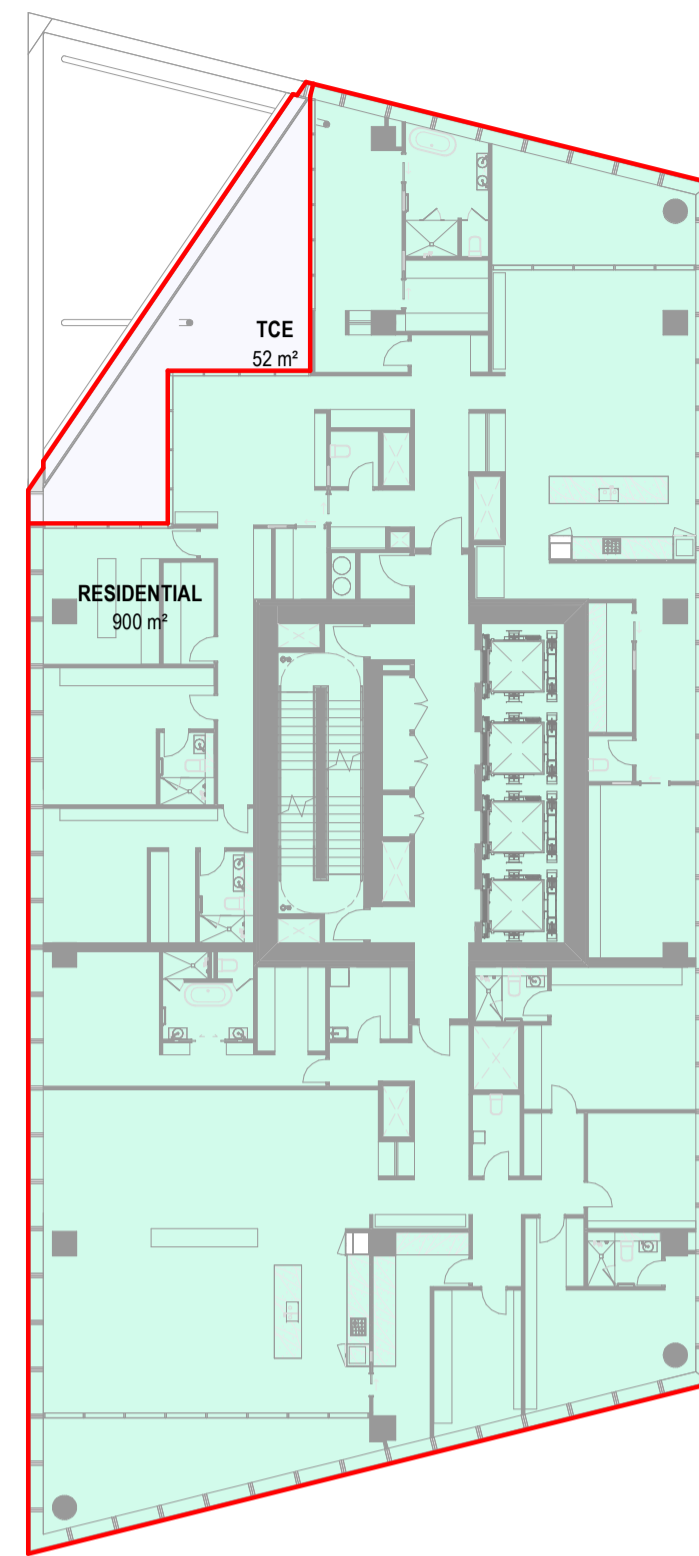
GFA PLAN - DTW LEVEL T2-L-39

1:250



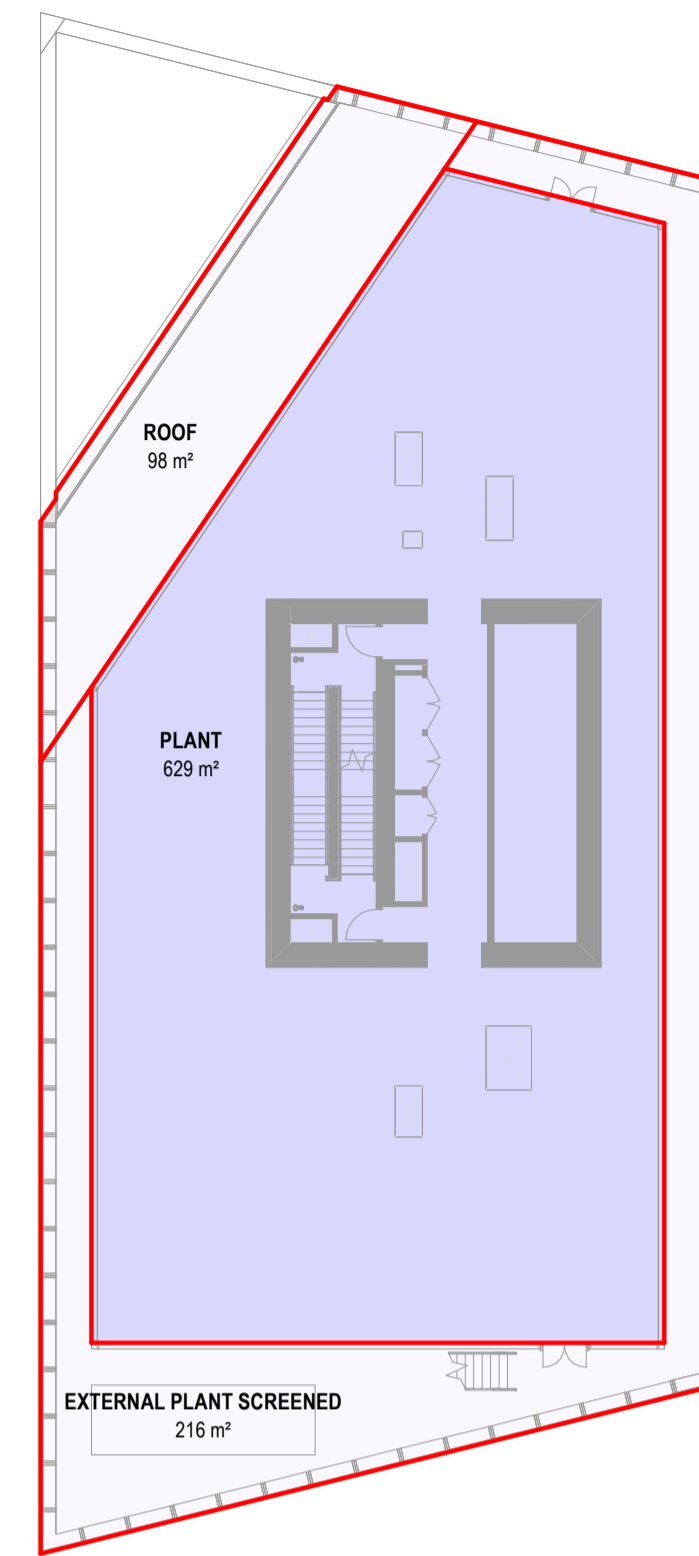
GFA PLAN - DTW LEVEL T2-L-40

1:250



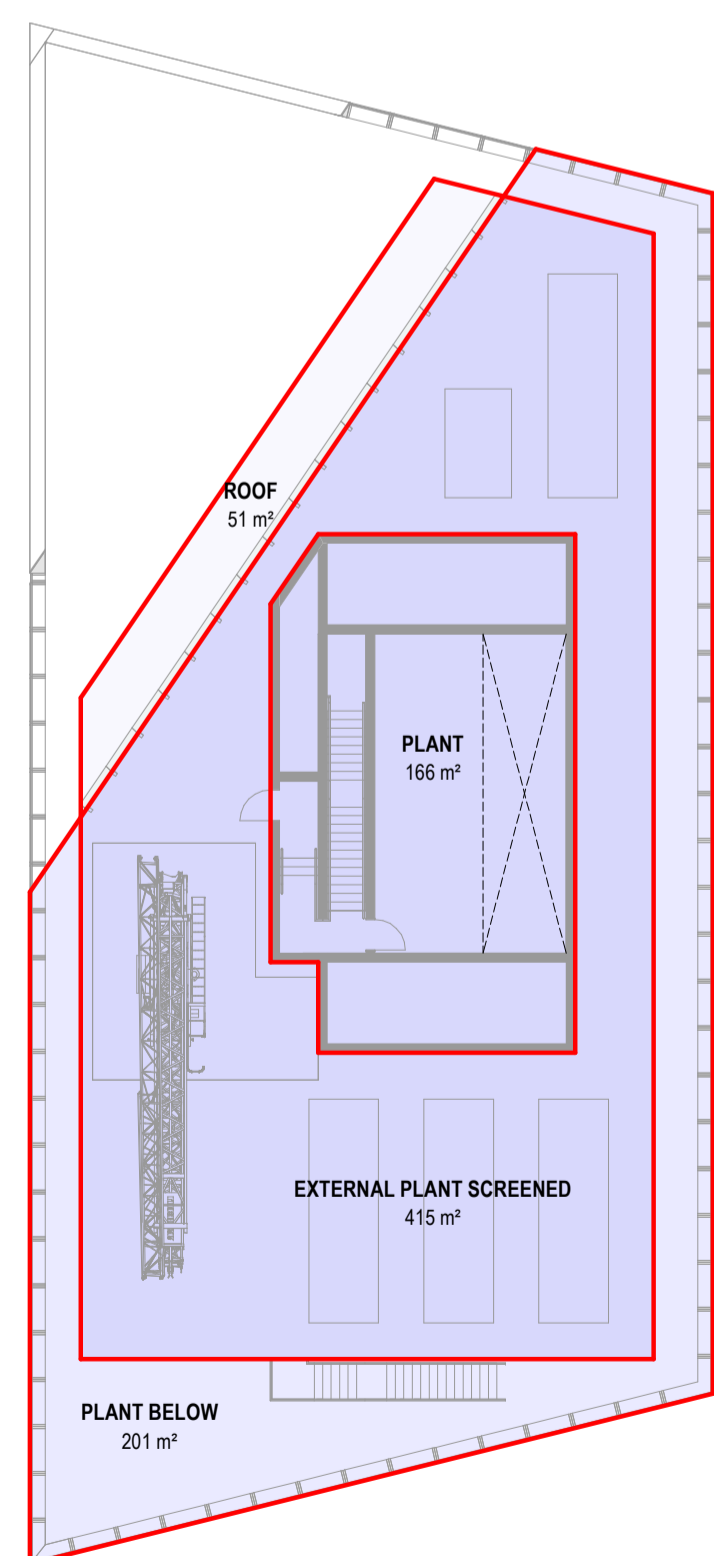
GFA PLAN - DTW LEVEL T2-L-41

1:250



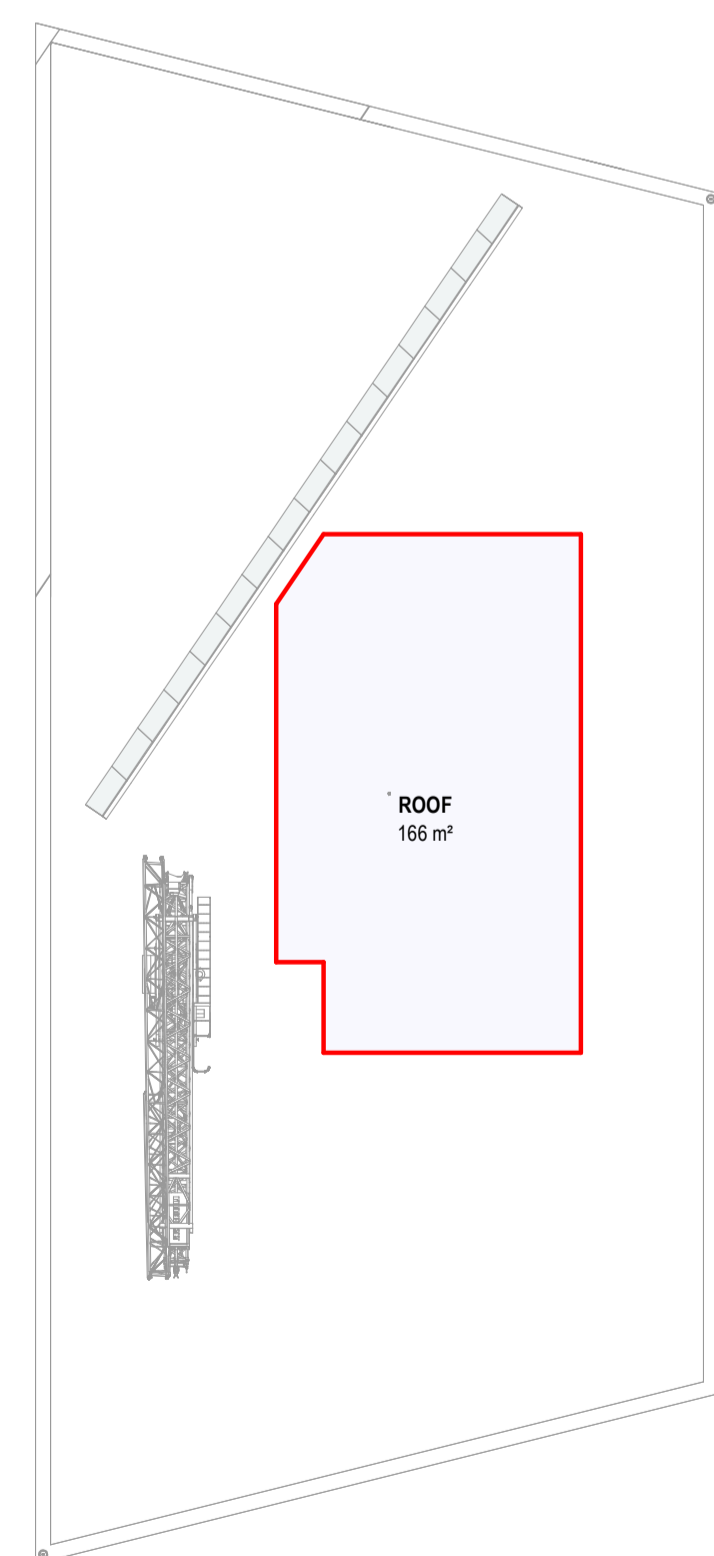
GFA PLAN - DTW LEVEL T2-L-42

1:250



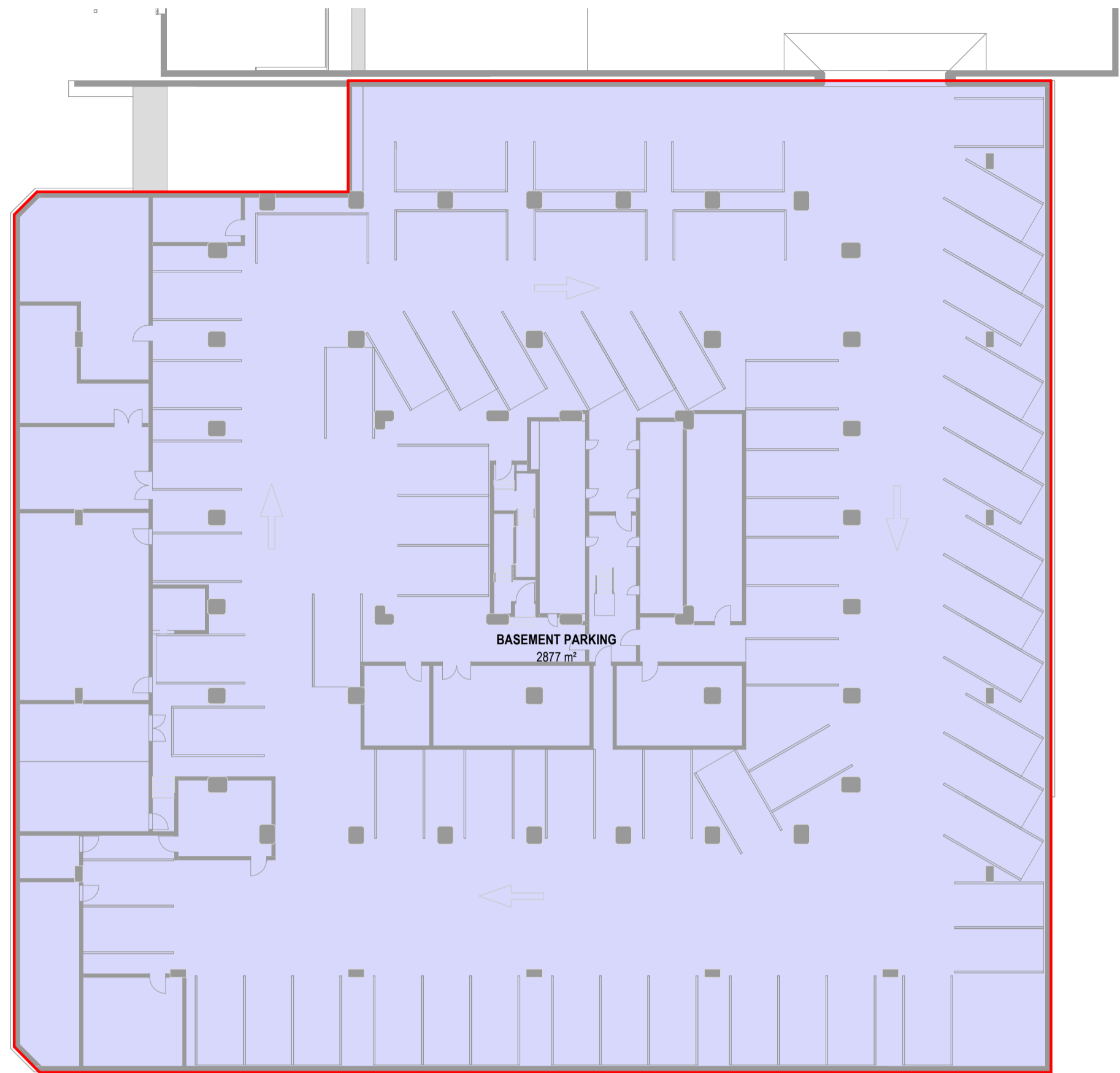
GFA PLAN - DTW LEVEL T2-L-43

1:250



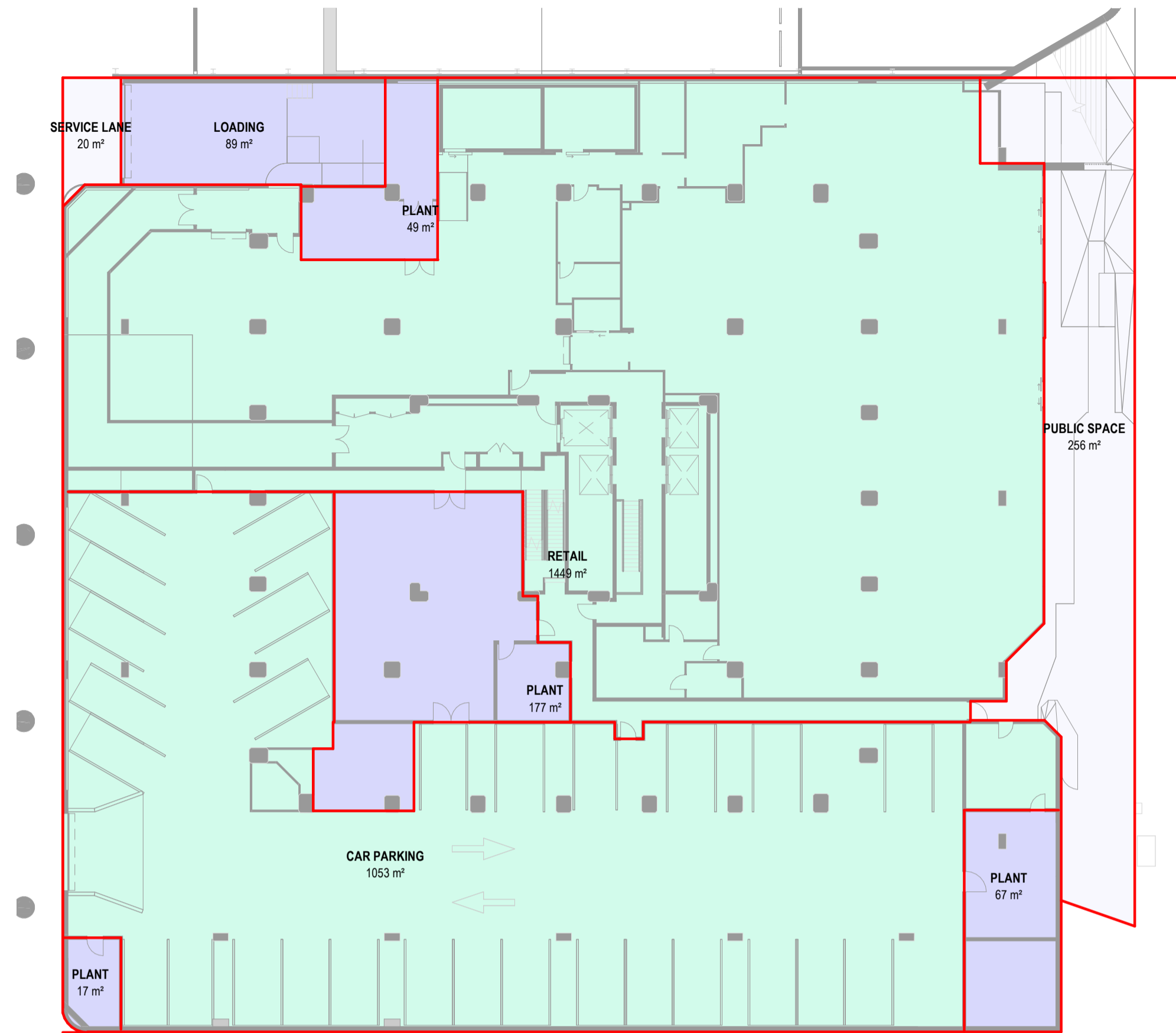
GFA PLAN - DTW LEVEL T2-L-44

1:250



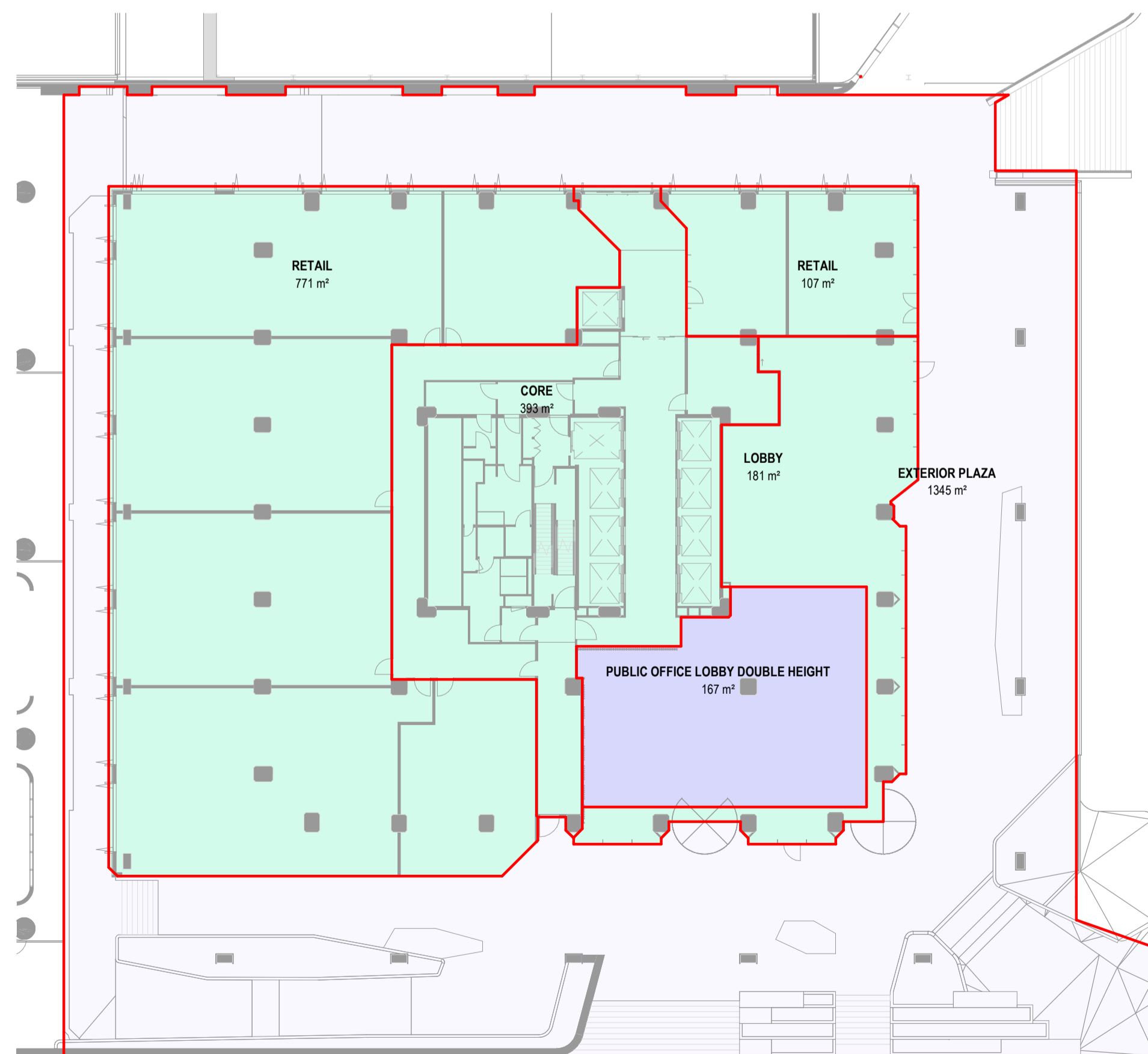
GFA PLAN - AON LEVEL BASEMENT

1: 250



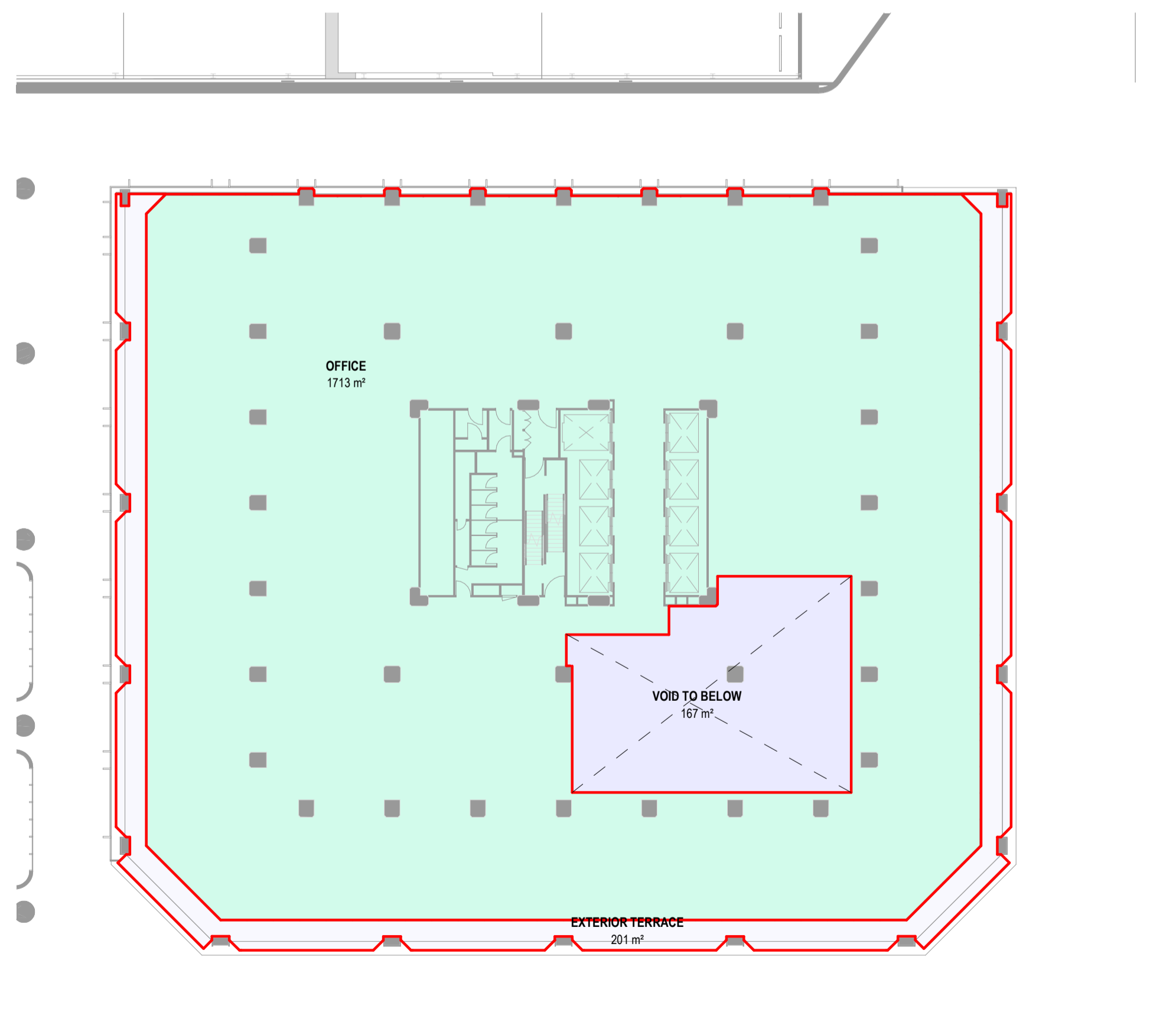
GFA PLAN - AON LEVEL ARCADE

1: 250



GFA PLAN - AON LEVEL PLAZA

1: 250



GFA PLAN - AON LEVEL L1

1: 250

GFA SCHEDULE - AON BUILDING BASEMENT

SPACE NAME	BUILDING	LEVEL	AREA	REF
CAR PARKING	AON BUILDING	AON Arcade	1053 m ²	INCLUDED
RETAIL	AON BUILDING	AON Arcade	1449 m ²	INCLUDED
TOTAL GFA:			2502 m ²	

GFA SCHEDULE - AON BUILDING ARCADE

SPACE NAME	BUILDING	LEVEL	AREA	REF
CAR PARKING	AON BUILDING	AON Plaza	393 m ²	INCLUDED
LOBBY	AON BUILDING	AON Plaza	181 m ²	INCLUDED
RETAIL	AON BUILDING	AON Plaza	878 m ²	INCLUDED
TOTAL GFA:			1452 m ²	

GFA SCHEDULE - AON BUILDING PLAZA

SPACE NAME	BUILDING	LEVEL	AREA	REF
OFFICE	AON BUILDING	AON L1	1713 m ²	INCLUDED
TOTAL GFA:			1713 m ²	

GFA SCHEDULE - AON BUILDING L1

SPACE NAME	BUILDING	LEVEL	AREA	REF
OFFICE	AON BUILDING	AON L1	1713 m ²	INCLUDED
TOTAL GFA:			1713 m ²	

All dimension to be verified on site before producing shop drawings or commencing any work. Do not scale. The copyright of this drawing remains with Warren and Mahoney Architects New Zealand Ltd.

Revisions

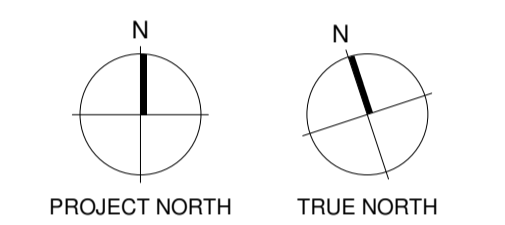
- A 31/05/24 RC METRICS
- B 07/06/24 DRAFT RC ISSUE
- C 01/07/24 DRAFT RC ISSUE
- D 22/07/24 DRAFT RC ISSUE
- E 22/07/24 RC ISSUE
- F 09/12/24 DESIGN UPDATE RC RFI 1

Notes

COMMERCIAL IN CONFIDENCE

GFA PLAN KEY:

- INCLUDED IN GFA
- EXCLUDED FROM GFA
- INTERIOR VOID - EXCLUDED FROM GFA
- EXTERIOR - EXCLUDED FROM GFA
- VERTICAL DISTANCE BETWEEN STOREYS EXCEEDS 6M - MULTIPLIED IN GFA



Consultants

- RCP
Project Manager
- RLB
Quantity Surveyor
- HOLMES
Structural Engineer
- MOTT MAC DONALD
Services Engineer
- CROSSFIRE
Fire Engineer
- TONKIN + TAYLOR
Civil Engineer
- FLOW
Traffic Engineer

Client



Warren and Mahoney Architects New Zealand Ltd

Ground Floor, Mason Bros.
139 Pakenham Street West
Wynyard Quarter
Auckland 1010
New Zealand
Phone + 64 9 309 4894

Registered Architects and Designers
www.warrenandmahoney.com

Project Title

DOWNTOWN WEST

2 LOWER HOBSON STREET,
AUCKLAND CBD, AUCKLAND 1010

Drawing Title

**GFA AREA PLAN -
AON BASEMENT - L1**

Drawing Status

**RESOURCE CONSENT
ISSUE**

Drawing Details

Scale	1:250 @ A1
Date	09/12/24
Job No	9234
Drawn	WAM
Checked	WAM

Drawing No

RC05-0200

Revision

(F)

WARREN AND MAHONEY

All dimension to be verified on site before producing shop drawings or commencing any work. Do not scale. The copyright of this drawing remains with Warren and Mahoney Architects New Zealand Ltd.

Revisions

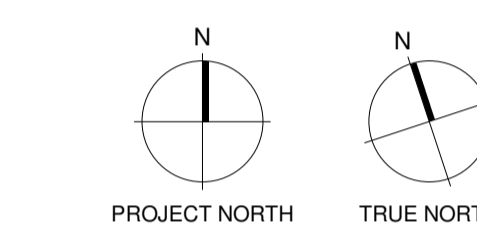
- A 31/05/24 RC METRICS
- B 07/06/24 DRAFT RC ISSUE
- C 01/07/24 DRAFT RC ISSUE
- D 22/07/24 DRAFT RC ISSUE
- E 22/07/24 RC ISSUE
- F 09/12/24 DESIGN UPDATE RC RFI 1

Notes

COMMERCIAL IN CONFIDENCE

GFA PLAN KEY:

	INCLUDED IN GFA
	EXCLUDED FROM GFA
	INTERIOR VOID - EXCLUDED FROM GFA
	EXTERIOR - EXCLUDED FROM GFA
	VERTICAL DISTANCE BETWEEN STOREYS EXCEEDS 6M - MULTIPLIED IN GFA



Consultants

- RCP
Project Manager
- RLB
Quantity Surveyor
- HOLMES
Structural Engineer
- MOTT MAC DONALD
Services Engineer
- CROSSFIRE
Fire Engineer
- TONKIN + TAYLOR
Civil Engineer

- FLOW
Traffic Engineer

Client



Warren and Mahoney Architects New Zealand Ltd

Ground Floor, Mason Bros.
139 Pakenham Street West
Wynyard Quarter
Auckland 1010
New Zealand
Phone + 64 9 309 4894

Registered Architects and Designers
www.warrenandmahoney.com

Project Title

DOWNTOWN WEST

2 LOWER HOBSON STREET,
AUCKLAND CBD, AUCKLAND 1010

Drawing Title

**GFA AREA PLAN -
AON BUILDING L2 -
L-21**

Drawing Status

**RESOURCE CONSENT
ISSUE**

Drawing Details

Scale	1:250 @ A1
Date	09/12/24
Job No	9234
Drawn	WAM
Checked	WAM

Drawing No **Revision**

RC05-0201 **F**

WARREN AND MAHONEY

GFA SCHEDULE - AON BUILDING L2

SPACE NAME	BUILDING	LEVEL	AREA	REF
OFFICE	AON BUILDING	AON L2	1115 m ²	INCLUDED
TOTAL GFA:			1115 m ²	

GFA SCHEDULE - AON BUILDING L3

SPACE NAME	BUILDING	LEVEL	AREA	REF
OFFICE	AON BUILDING	AON L3	1115 m ²	INCLUDED
TOTAL GFA:			1115 m ²	

GFA SCHEDULE - AON BUILDING L4

SPACE NAME	BUILDING	LEVEL	AREA	REF
OFFICE	AON BUILDING	AON L4	1207 m ²	INCLUDED
TOTAL GFA:			1207 m ²	

GFA SCHEDULE - AON BUILDING L5

SPACE NAME	BUILDING	LEVEL	AREA	REF
OFFICE	AON BUILDING	AON L5	1207 m ²	INCLUDED
TOTAL GFA:			1207 m ²	

GFA SCHEDULE - AON BUILDING L6

SPACE NAME	BUILDING	LEVEL	AREA	REF
OFFICE	AON BUILDING	AON L6	1207 m ²	INCLUDED
TOTAL GFA:			1207 m ²	

GFA SCHEDULE - AON BUILDING L7

SPACE NAME	BUILDING	LEVEL	AREA	REF
OFFICE	AON BUILDING	AON L7	1207 m ²	INCLUDED
TOTAL GFA:			1207 m ²	

GFA SCHEDULE - AON BUILDING L8

SPACE NAME	BUILDING	LEVEL	AREA	REF
OFFICE	AON BUILDING	AON L8	1207 m ²	INCLUDED
TOTAL GFA:			1207 m ²	

GFA SCHEDULE - AON BUILDING L9

SPACE NAME	BUILDING	LEVEL	AREA	REF
OFFICE	AON BUILDING	AON L9	1207 m ²	INCLUDED
TOTAL GFA:			1207 m ²	

GFA SCHEDULE - AON BUILDING L10

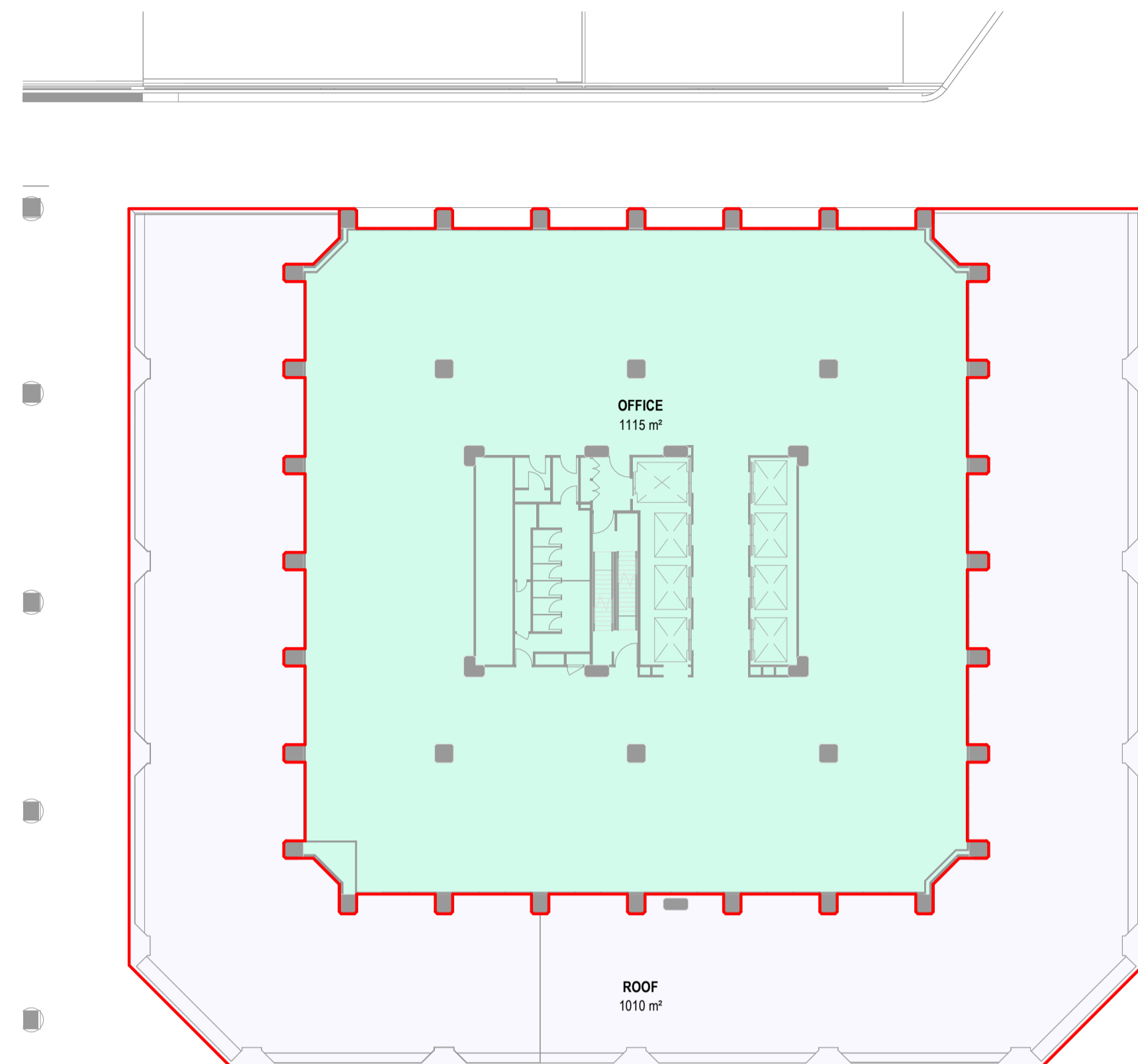
SPACE NAME	BUILDING	LEVEL	AREA	REF
OFFICE	AON BUILDING	AON L10	1207 m ²	INCLUDED
TOTAL GFA:			1207 m ²	

GFA SCHEDULE - AON BUILDING L11

SPACE NAME	BUILDING	LEVEL	AREA	REF
OFFICE	AON BUILDING	AON L11	1207 m ²	INCLUDED
TOTAL GFA:			1207 m ²	

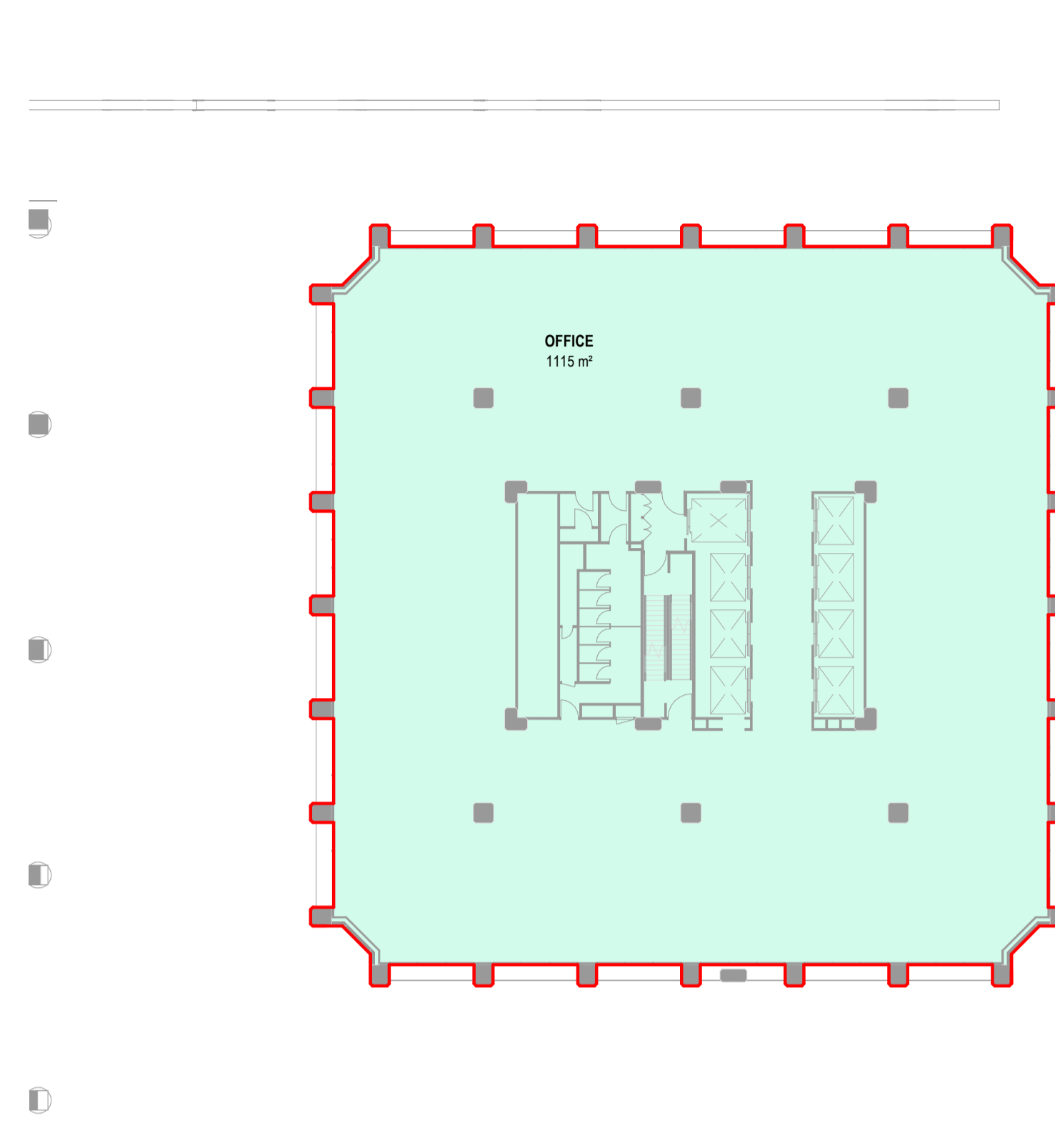
GFA SCHEDULE - AON BUILDING L12

SPACE NAME	BUILDING	LEVEL	AREA	REF
OFFICE	AON BUILDING	AON L12	1172 m ²	INCLUDED
TOTAL GFA:			1172 m ²	



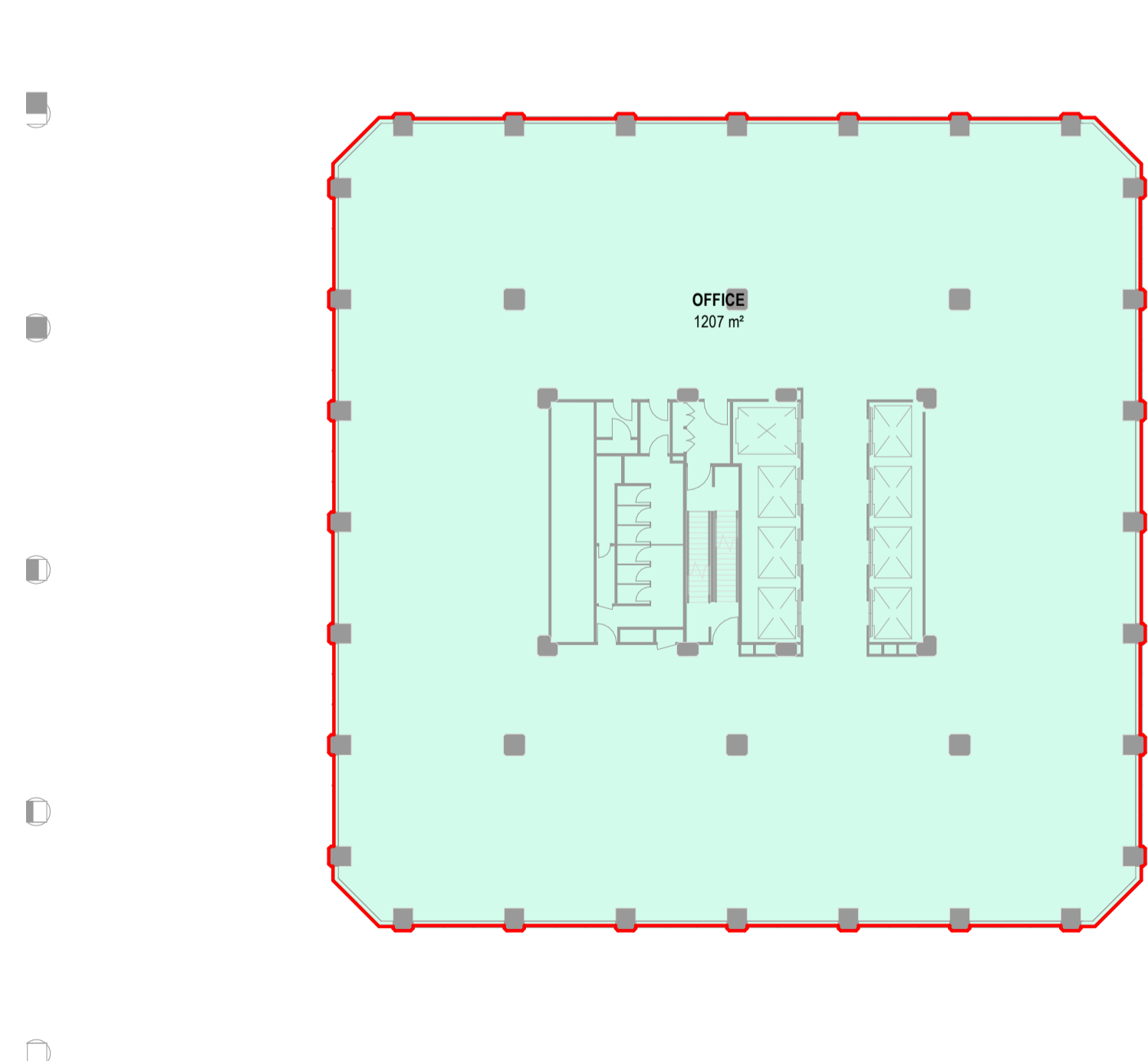
GFA PLAN - AON LEVEL L2

1: 250



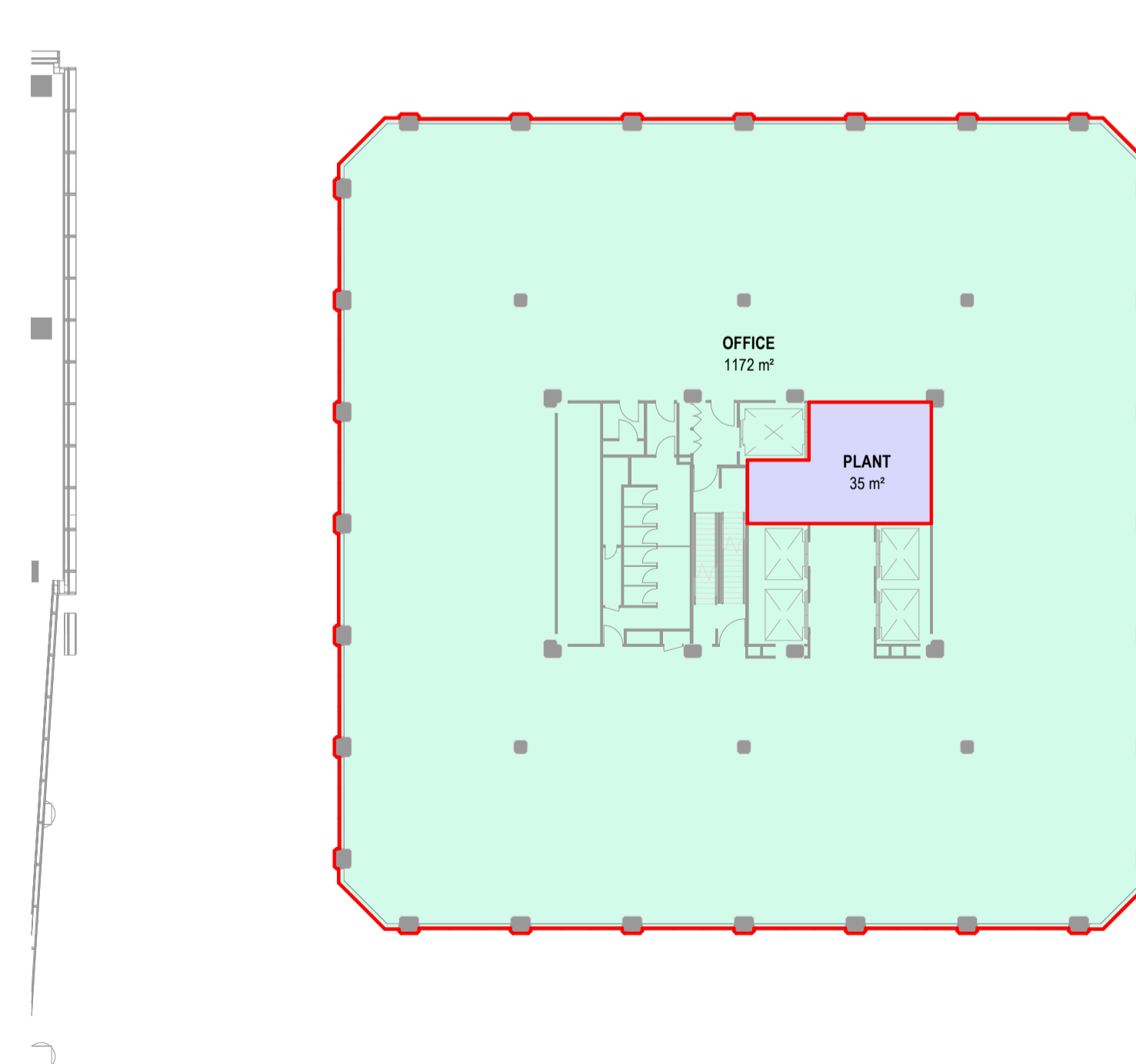
GFA PLAN - AON LEVEL L3

1: 250



GFA PLAN - AON LEVEL L4 - L11

1: 250



GFA PLAN - AON LEVEL L12

1: 250

All dimension to be verified on site before producing shop drawings or commencing any work. Do not scale. The copyright of this drawing remains with Warren and Mahoney Architects New Zealand Ltd.

Revisions

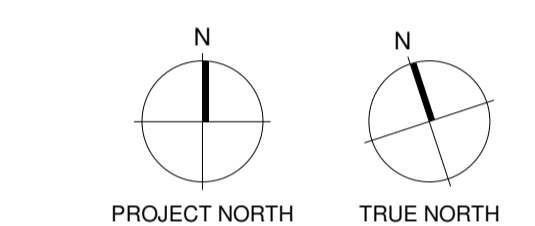
- A 31/05/24 RC METRICS
- B 07/06/24 DRAFT RC ISSUE
- C 01/07/24 DRAFT RC ISSUE
- D 22/07/24 DRAFT RC ISSUE
- E 22/07/24 RC ISSUE
- F 09/12/24 DESIGN UPDATE RC RFI 1

Notes

COMMERCIAL IN CONFIDENCE

GFA PLAN KEY:

	INCLUDED IN GFA
	EXCLUDED FROM GFA
	INTERIOR VOID - EXCLUDED FROM GFA
	EXTERIOR - EXCLUDED FROM GFA
	VERTICAL DISTANCE BETWEEN STOREYS EXCEEDS 6M - MULTIPLIED IN GFA



Consultants

- RCP Project Manager
- RLB Quantity Surveyor
- HOLMES Structural Engineer
- MOTT MAC DONALD Services Engineer
- CROSSFIRE Fire Engineer
- TONKIN + TAYLOR Civil Engineer
- FLOW Traffic Engineer

Client



Warren and Mahoney Architects New Zealand Ltd

Ground Floor, Mason Bros.
139 Pakenham Street West
Wynyard Quarter
Auckland 1010
New Zealand
Phone + 64 9 309 4894

Registered Architects and Designers
www.warrenandmahoney.com

Project Title

DOWNTOWN WEST

2 LOWER HOBSON STREET,
AUCKLAND CBD, AUCKLAND 1010

Drawing Title

**GFA AREA PLAN -
AON BUILDING L13 -
L24**

Drawing Status

**RESOURCE CONSENT
ISSUE**

Drawing Details

Scale	1:250 @ A1
Date	09/12/24
Job No	9234
Drawn	WAM
Checked	WAM

Drawing No **Revision**

RC05-0202 (F)

WARREN AND MAHONEY

GFA SCHEDULE - AON BUILDING L13

SPACE NAME	BUILDING	LEVEL	AREA	REF
OFFICE	AON BUILDING	AON L13	1207 m ²	INCLUDED
TOTAL GFA:			1207 m ²	

GFA SCHEDULE - AON BUILDING L14

SPACE NAME	BUILDING	LEVEL	AREA	REF
OFFICE	AON BUILDING	AON L14	1207 m ²	INCLUDED
TOTAL GFA:			1207 m ²	

GFA SCHEDULE - AON BUILDING L15

SPACE NAME	BUILDING	LEVEL	AREA	REF
OFFICE	AON BUILDING	AON L15	1207 m ²	INCLUDED
TOTAL GFA:			1207 m ²	

GFA SCHEDULE - AON BUILDING L16

SPACE NAME	BUILDING	LEVEL	AREA	REF
OFFICE	AON BUILDING	AON L16	1207 m ²	INCLUDED
TOTAL GFA:			1207 m ²	

GFA SCHEDULE - AON BUILDING L17

SPACE NAME	BUILDING	LEVEL	AREA	REF
OFFICE	AON BUILDING	AON L17	1207 m ²	INCLUDED
TOTAL GFA:			1207 m ²	

GFA SCHEDULE - AON BUILDING L18

SPACE NAME	BUILDING	LEVEL	AREA	REF
OFFICE	AON BUILDING	AON L18	1207 m ²	INCLUDED
TOTAL GFA:			1207 m ²	

GFA SCHEDULE - AON BUILDING L19

SPACE NAME	BUILDING	LEVEL	AREA	REF
OFFICE	AON BUILDING	AON L19	1207 m ²	INCLUDED
TOTAL GFA:			1207 m ²	

GFA SCHEDULE - AON BUILDING L20

SPACE NAME	BUILDING	LEVEL	AREA	REF
OFFICE	AON BUILDING	AON L20	1207 m ²	INCLUDED
TOTAL GFA:			1207 m ²	

GFA SCHEDULE - AON BUILDING L21

SPACE NAME	BUILDING	LEVEL	AREA	REF
OFFICE	AON BUILDING	AON L21	1207 m ²	INCLUDED
TOTAL GFA:			1207 m ²	

GFA SCHEDULE - AON BUILDING L22

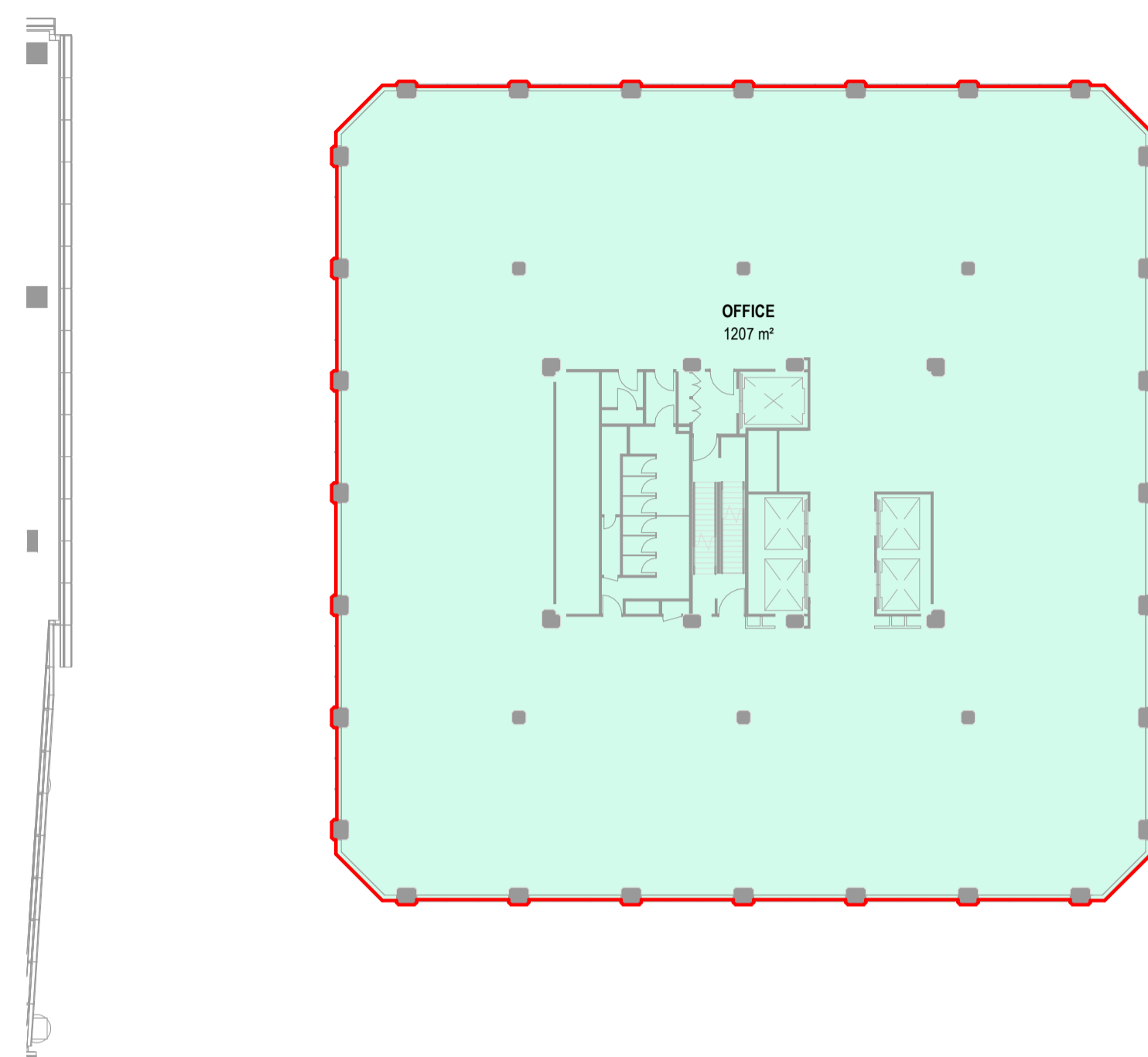
SPACE NAME	BUILDING	LEVEL	AREA	REF

GFA SCHEDULE - AON BUILDING L23

SPACE NAME	BUILDING	LEVEL	AREA	REF

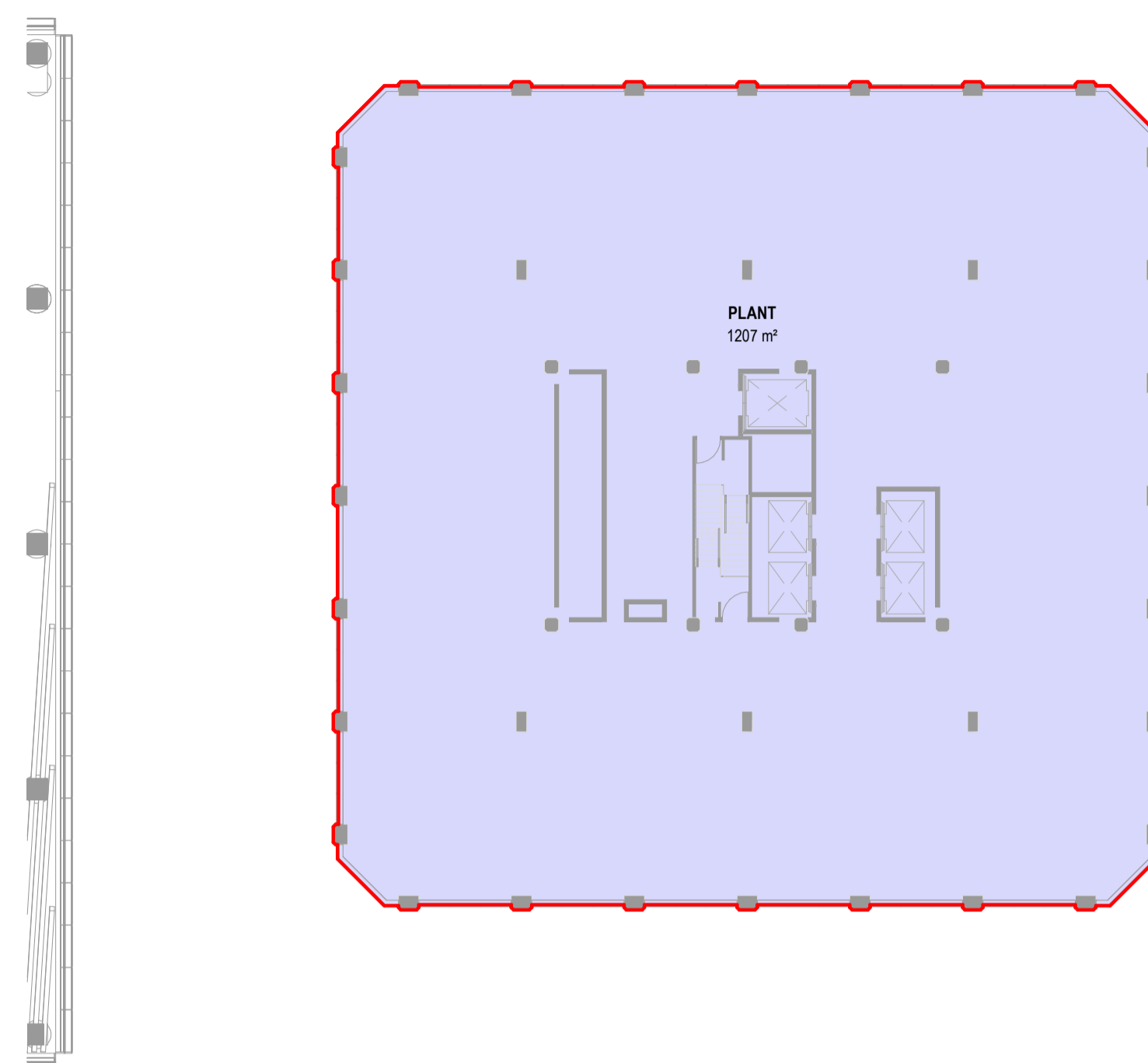
GFA SCHEDULE - AON BUILDING L24

SPACE NAME	BUILDING	LEVEL	AREA	REF



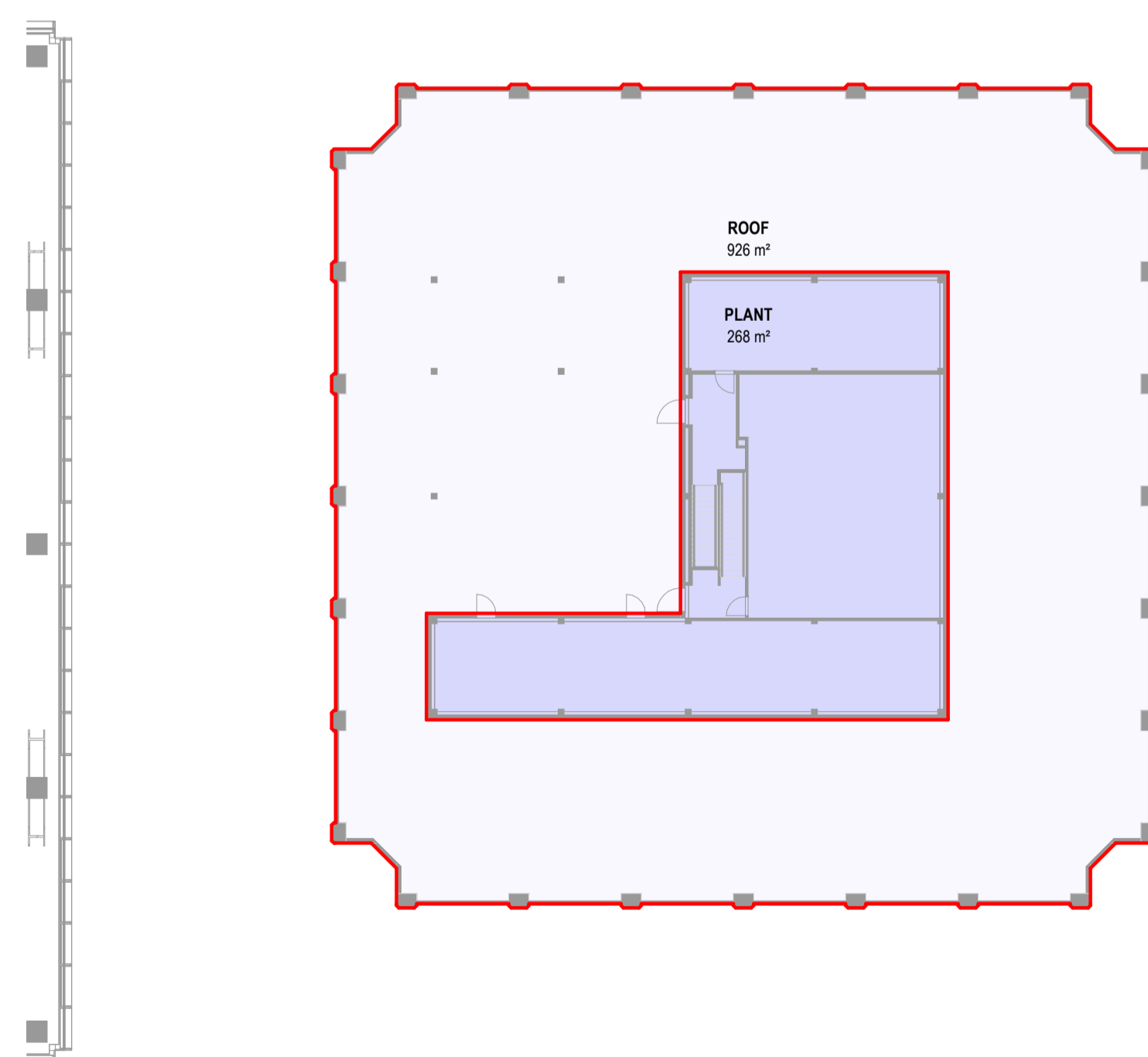
GFA PLAN - AON LEVEL L13 - 21

1 : 250



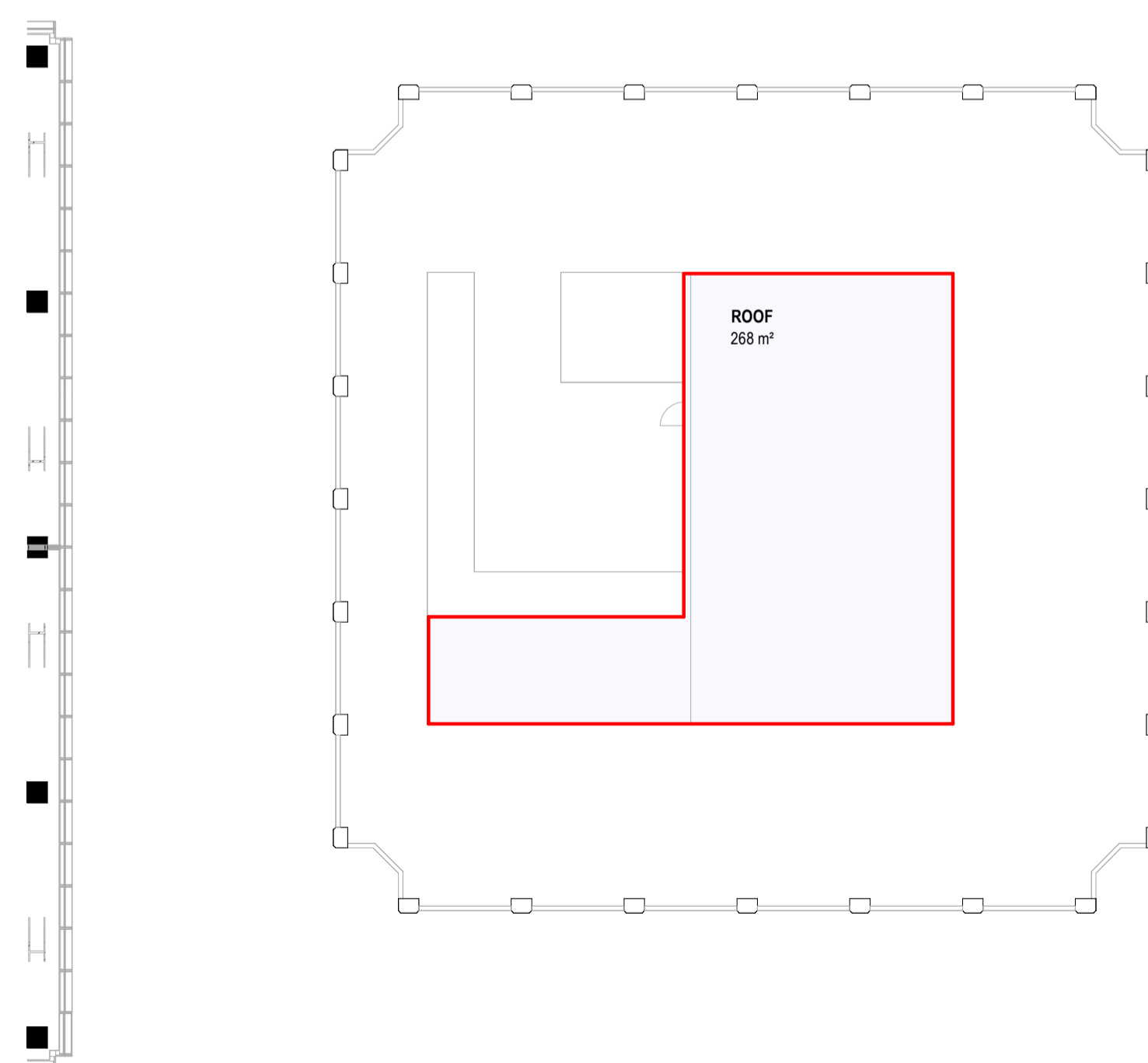
GFA PLAN - AON LEVEL 22 (PLANT)

1 : 250



GFA PLAN - AON LEVEL L23 (PLANT/ROOF)

1 : 250



GFA PLAN - AON LEVEL L24 (ROOF)

1 : 250

GFA SCHEDULE - HSBC BUILDING L1

SPACE NAME	BUILDING	LEVEL	AREA	REF
------------	----------	-------	------	-----

GFA SCHEDULE - HSBC BUILDING L1a

SPACE NAME	BUILDING	LEVEL	AREA	REF
------------	----------	-------	------	-----

All dimension to be verified on site before producing shop drawings or commencing any work. Do not scale. The copyright of this drawing remains with Warren and Mahoney Architects New Zealand Ltd.

Revisions

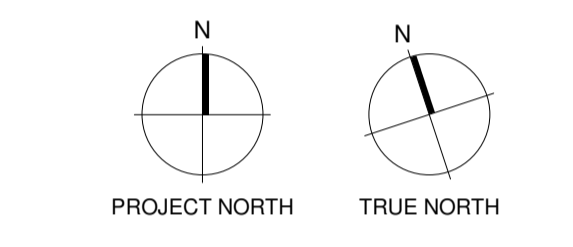
A	31/05/24	RC METRICS
B	07/06/24	DRAFT RC ISSUE
C	01/07/24	DRAFT RC ISSUE
D	22/07/24	DRAFT RC ISSUE
E	22/07/24	RC ISSUE
F	09/12/24	DESIGN UPDATE RC RFI 1

Notes

COMMERCIAL IN CONFIDENCE

GFA PLAN KEY:

■	INCLUDED IN GFA
■	EXCLUDED FROM GFA
■	INTERIOR VOID - EXCLUDED FROM GFA
■	EXTERIOR - EXCLUDED FROM GFA
■	VERTICAL DISTANCE BETWEEN STOREYS EXCEEDS 6M - MULTIPLIED IN GFA



Consultants

- RCP
Project Manager
- RLB
Quantity Surveyor
- HOLMES
Structural Engineer
- MOTT MAC DONALD
Services Engineer
- CROSSFIRE
Fire Engineer
- TONKIN + TAYLOR
Civil Engineer
- FLOW
Traffic Engineer

Client



Warren and Mahoney Architects New Zealand Ltd

Ground Floor, Mason Bros.
139 Pakenham Street West
Wynyard Quarter
Auckland 1010
New Zealand
Phone + 64 9 309 4894

Registered Architects and Designers
www.warrenandmahoney.com

Project Title

DOWNTOWN WEST

2 LOWER HOBSON STREET,
AUCKLAND CBD, AUCKLAND 1010

Drawing Title

**GFA AREA PLAN -
HSBC BUILDING L1 -
L1A**

Drawing Status

**RESOURCE CONSENT
ISSUE**

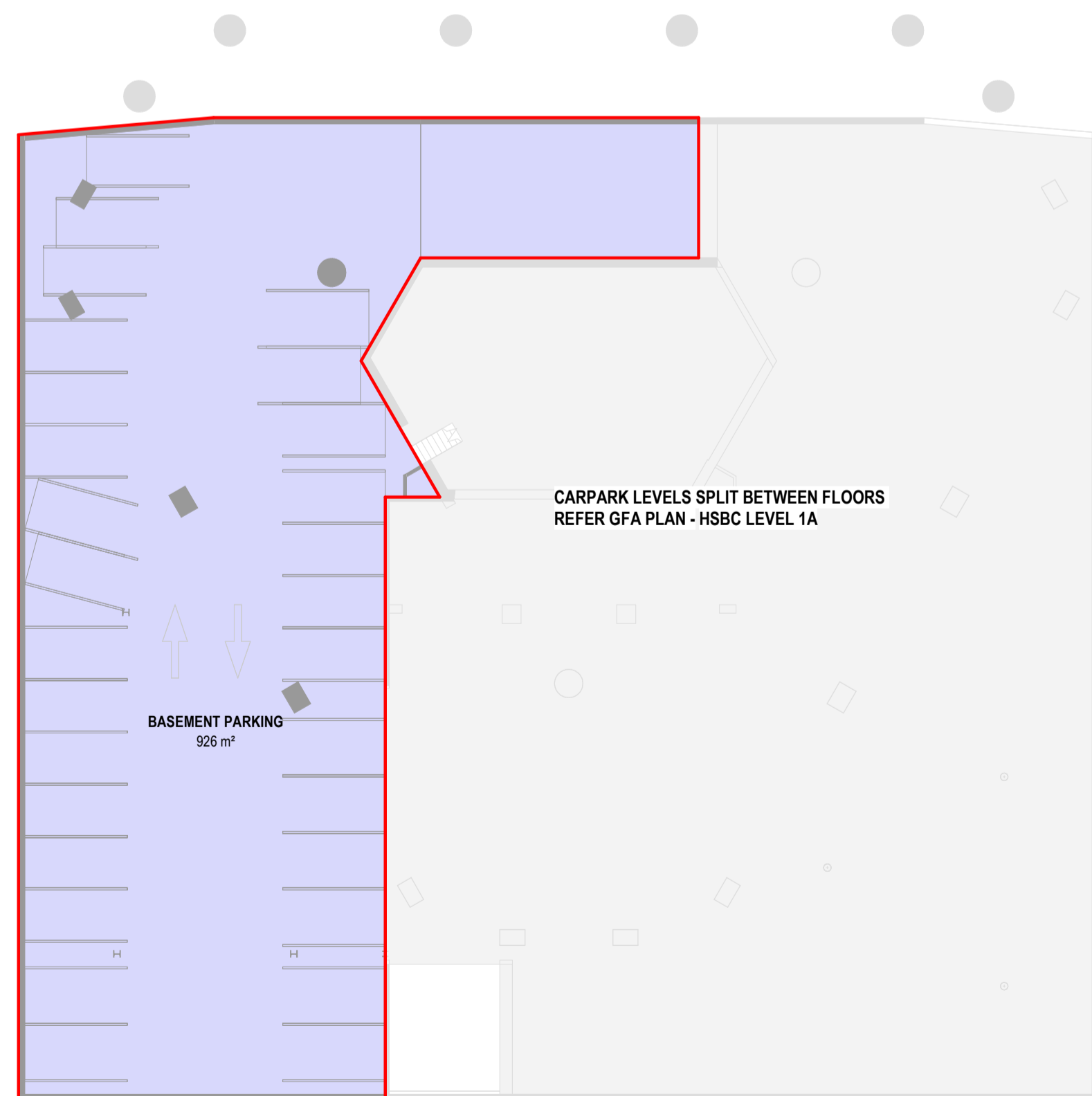
Drawing Details

Scale	1:250 @ A1
Date	09/12/24
Job No	9234
Drawn	WAM
Checked	WAM

Drawing No

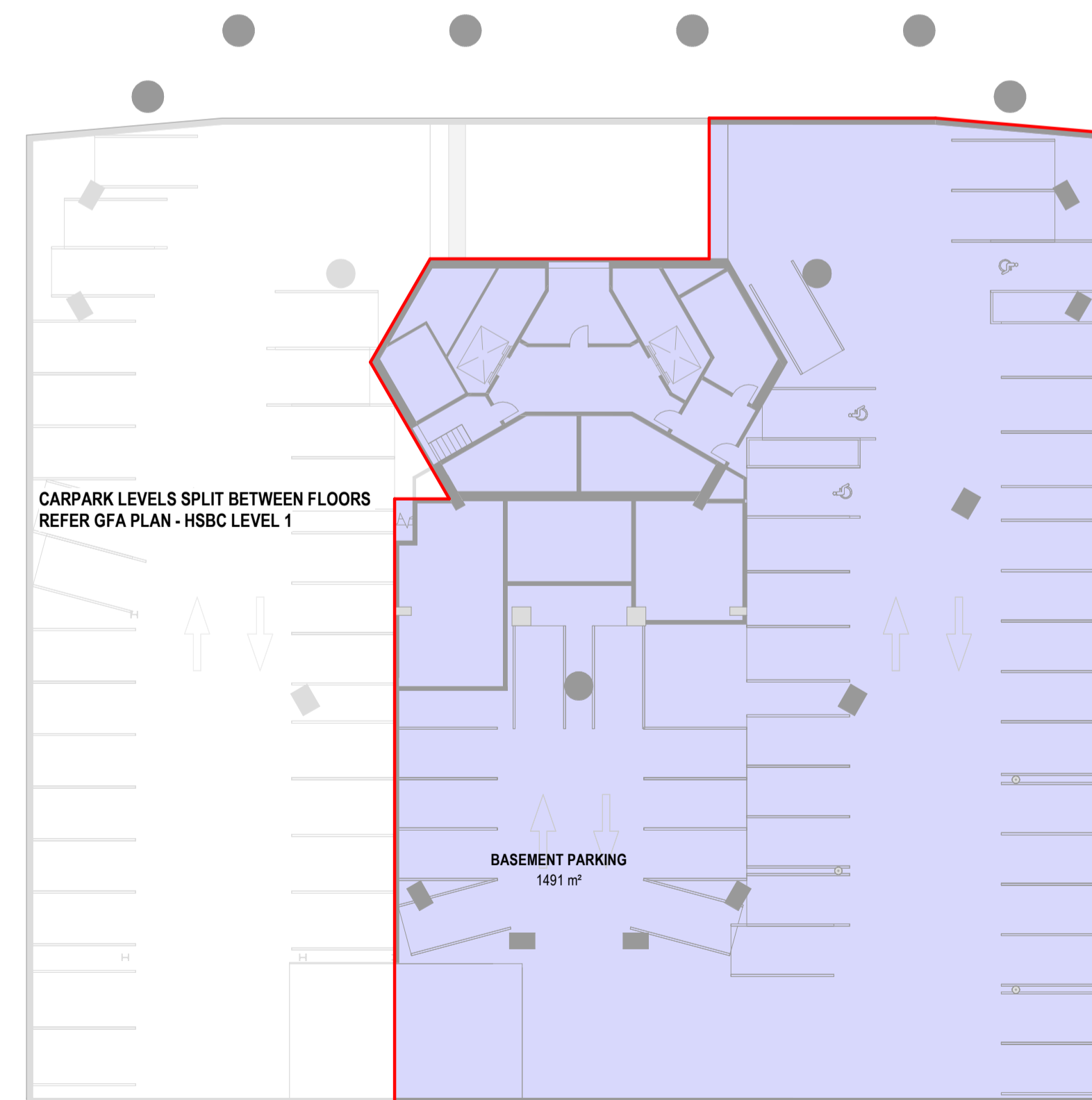
RC05-0300 F

WARREN AND MAHONEY



GFA PLAN - HSBC LEVEL L1

1:250



GFA PLAN - HSBC LEVEL L1A

1:250

GFA SCHEDULE - HSBC BUILDING L2

SPACE NAME	BUILDING	LEVEL	AREA	REF
------------	----------	-------	------	-----

GFA SCHEDULE - HSBC BUILDING L2a

SPACE NAME	BUILDING	LEVEL	AREA	REF
------------	----------	-------	------	-----

All dimension to be verified on site before producing shop drawings or commencing any work. Do not scale. The copyright of this drawing remains with Warren and Mahoney Architects New Zealand Ltd.

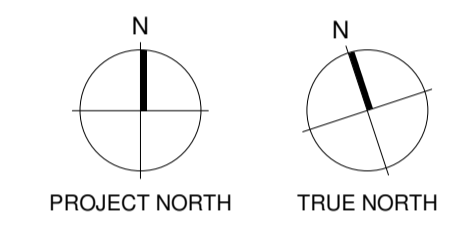
Revisions

A	31/05/24	RC METRICS
B	07/06/24	DRAFT RC ISSUE
C	01/07/24	DRAFT RC ISSUE
D	22/07/24	DRAFT RC ISSUE
E	22/07/24	RC ISSUE
F	09/12/24	DESIGN UPDATE RC RFI 1

Notes

COMMERCIAL IN CONFIDENCE

GFA PLAN KEY:	
	INCLUDED IN GFA
	EXCLUDED FROM GFA
	INTERIOR VOID - EXCLUDED FROM GFA
	EXTERIOR - EXCLUDED FROM GFA
	VERTICAL DISTANCE BETWEEN STOREYS EXCEEDS 6M - MULTIPLIED IN GFA



Consultants

RCP
Project Manager
RLB
Quantity Surveyor
HOLMES
Structural Engineer
MOTT MAC DONALD
Services Engineer
CROSSFIRE
Fire Engineer
TONKIN + TAYLOR
Civil Engineer
FLOW
Traffic Engineer

Client



Warren and Mahoney Architects New Zealand Ltd

Ground Floor, Mason Bros.
139 Pakenham Street West
Wynyard Quarter
Auckland 1010
New Zealand
Phone + 64 9 309 4894

Registered Architects and Designers
www.warrenandmahoney.com

Project Title

DOWNTOWN WEST

2 LOWER HOBSON STREET,
AUCKLAND CBD, AUCKLAND 1010

Drawing Title

**GFA AREA PLAN -
HSBC BUILDING L2 -
L2a**

Drawing Status

**RESOURCE CONSENT
ISSUE**

Drawing Details

Scale	1:250 @ A1
Date	09/12/24
Job No	9234
Drawn	WAM
Checked	WAM

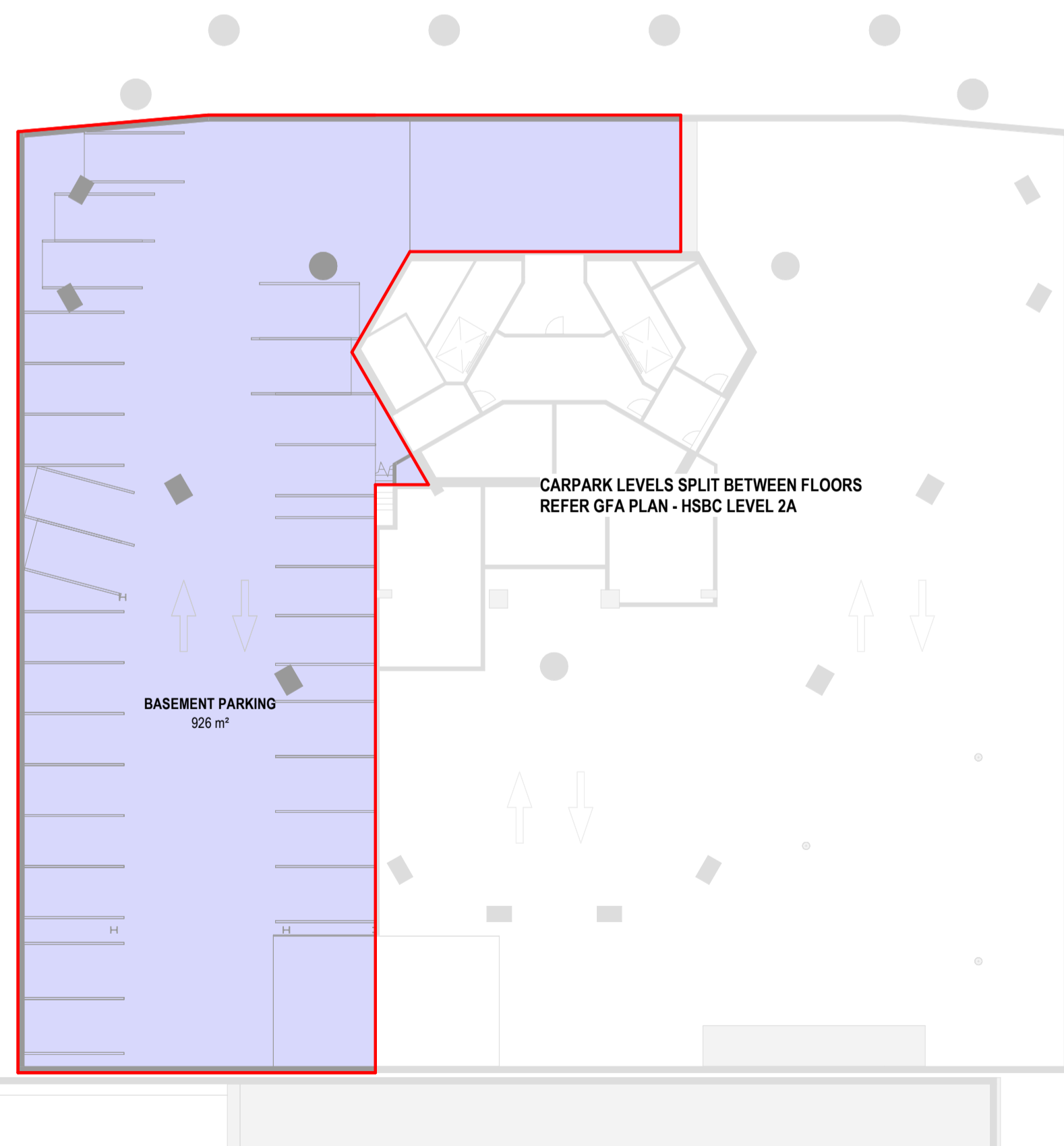
Drawing No

RC05-0301

Revision

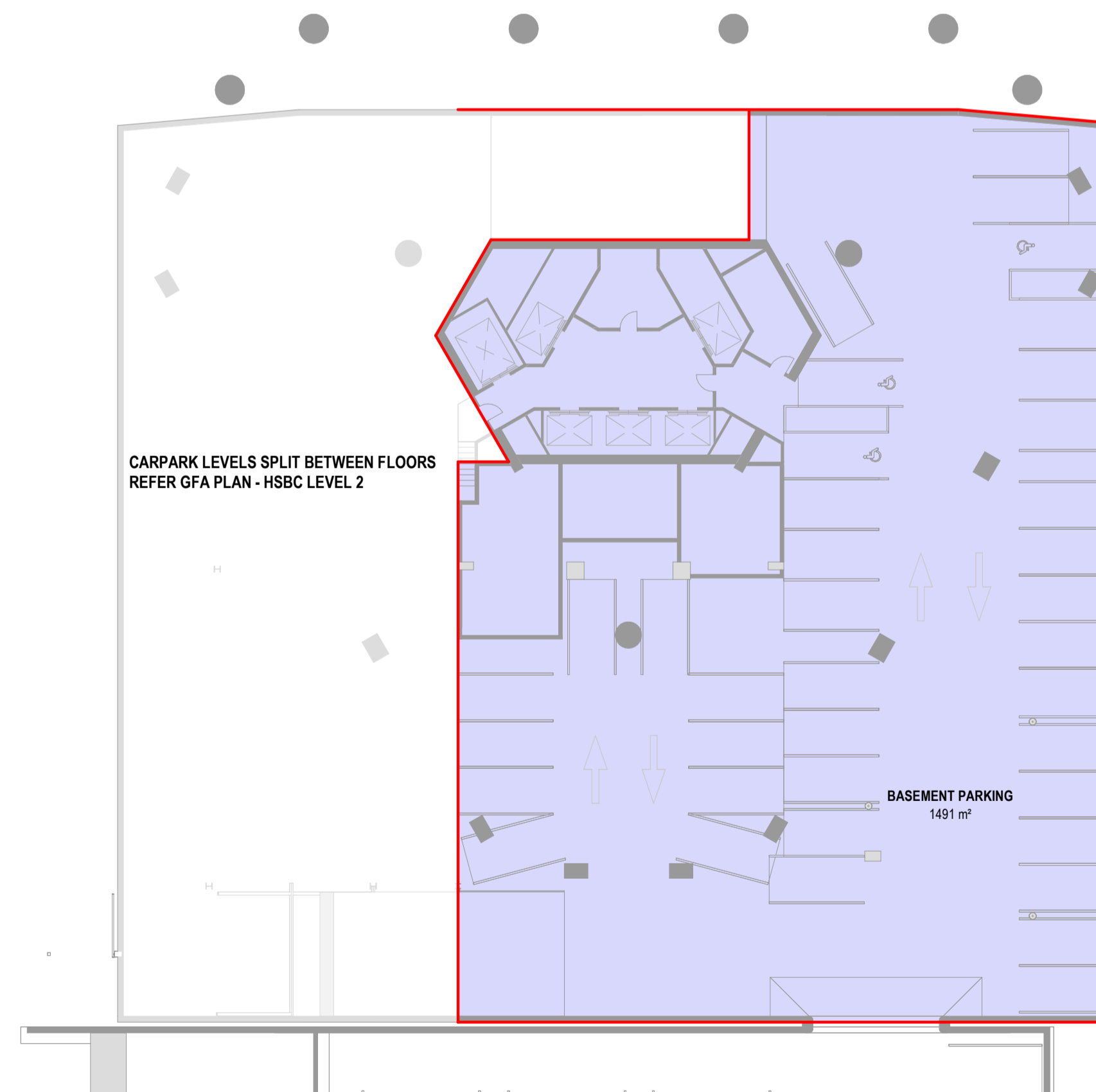
F

WARREN AND MAHONEY



GFA PLAN - HSBC LEVEL L2

1:250

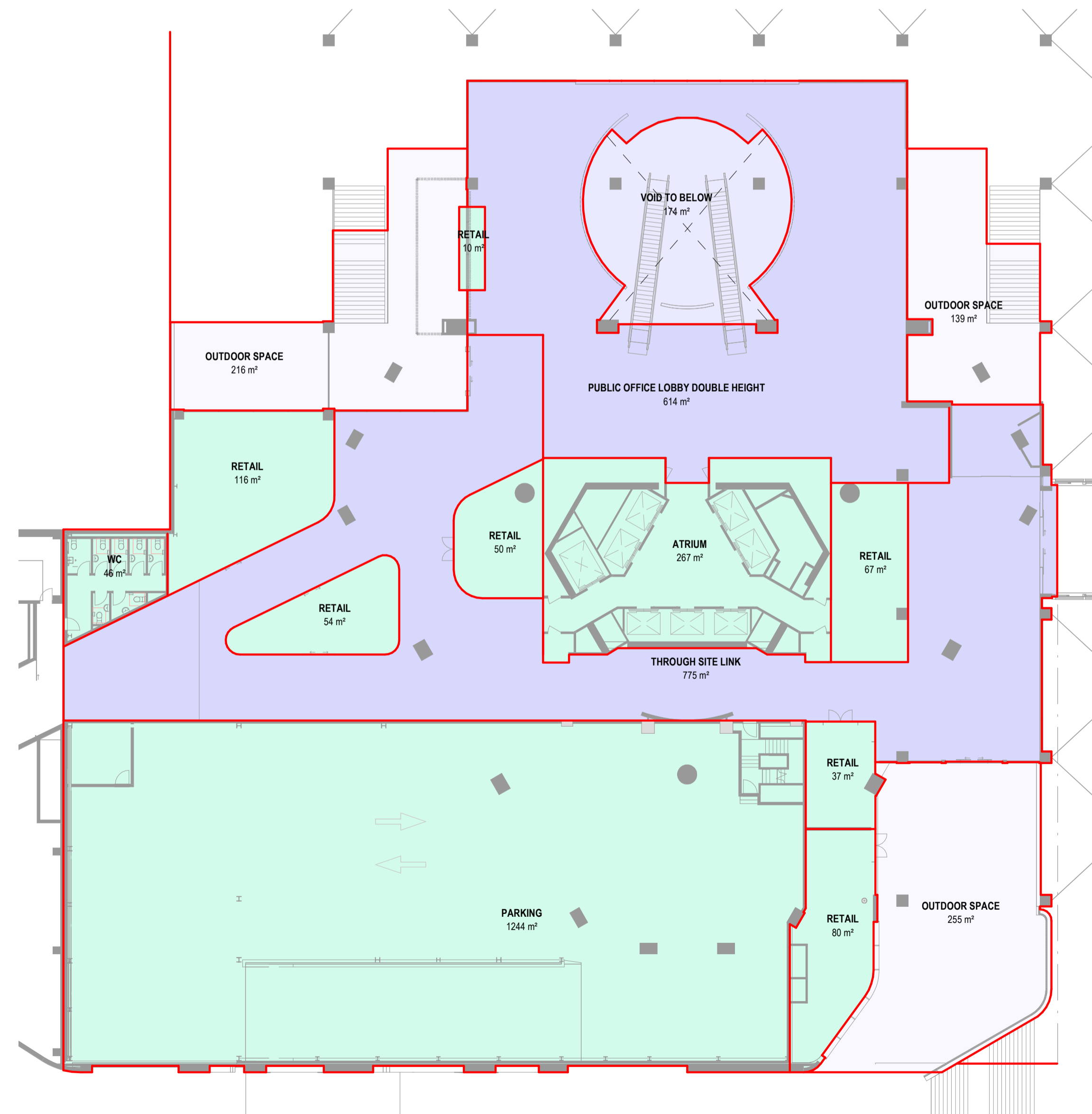
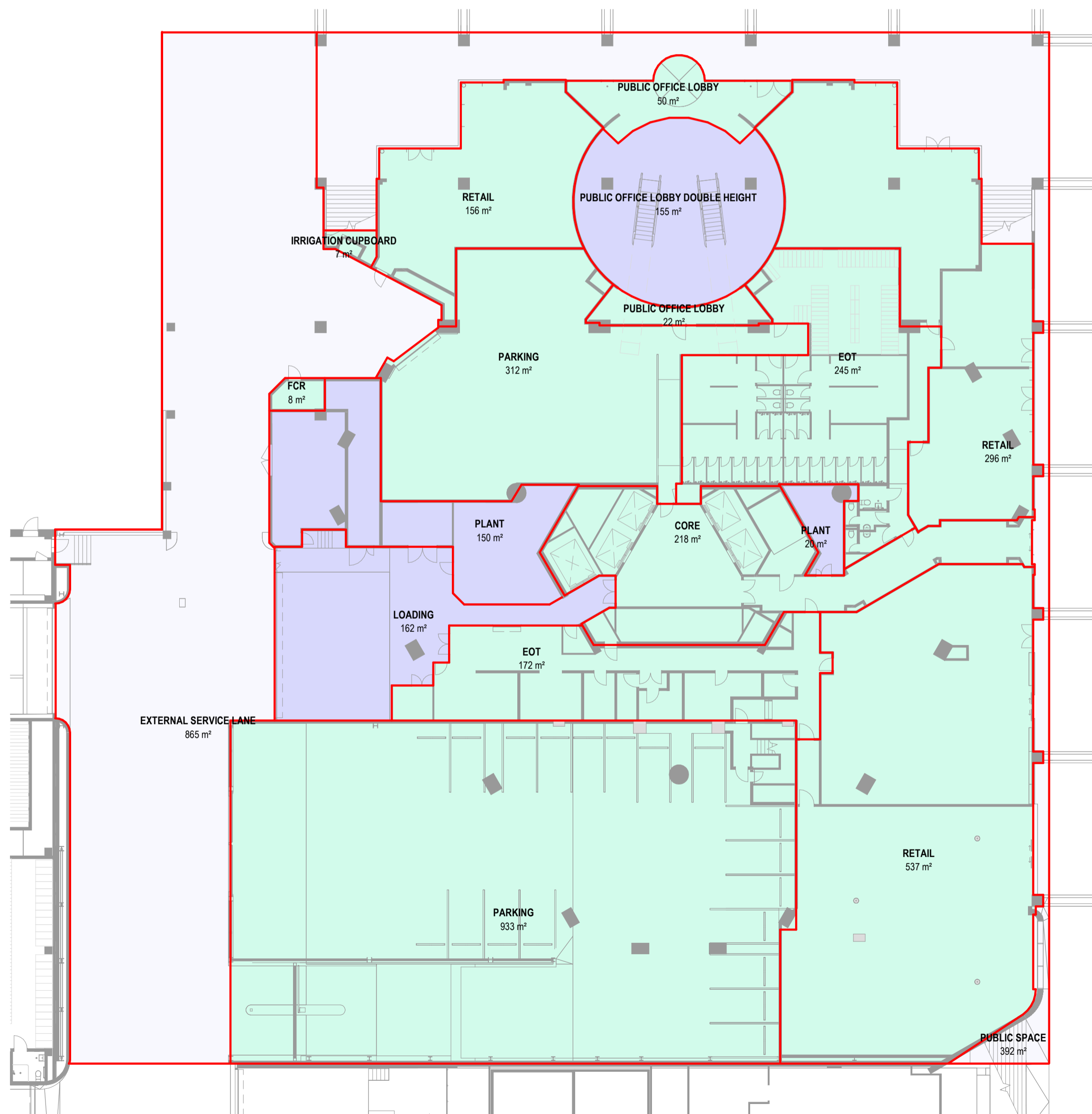


GFA PLAN - HSBC LEVEL L2a

1:250

GFA SCHEDULE - HSBC BUILDING L3				
SPACE NAME	BUILDING	LEVEL	AREA	REF
CORE	HSBC BUILDING	HSBC L3	218 m ²	INCLUDED
EOT	HSBC BUILDING	HSBC L3	417 m ²	INCLUDED
FCR	HSBC BUILDING	HSBC L3	8 m ²	INCLUDED
IRRIGATION CUPBOARD	HSBC BUILDING	HSBC L3	7 m ²	INCLUDED
PARKING	HSBC BUILDING	HSBC L3	1245 m ²	INCLUDED
PUBLIC OFFICE LOBBY	HSBC BUILDING	HSBC L3	72 m ²	INCLUDED
RETAIL	HSBC BUILDING	HSBC L3	989 m ²	INCLUDED
TOTAL GFA:			2956 m ²	

GFA SCHEDULE - HSBC BUILDING L4				
SPACE NAME	BUILDING	LEVEL	AREA	REF
ATRIUM	HSBC BUILDING	HSBC L4	267 m ²	INCLUDED
PARKING	HSBC BUILDING	HSBC L4	1244 m ²	INCLUDED
RETAIL	HSBC BUILDING	HSBC L4	414 m ²	INCLUDED
WC	HSBC BUILDING	HSBC L4	46 m ²	INCLUDED
TOTAL GFA:			1972 m ²	



GFA PLAN - HSBC LEVEL L3

GFA PLAN - HSBC LEVEL L4

1:250

1:250

All dimension to be verified on site before producing shop drawings or commencing any work. Do not scale. The copyright of this drawing remains with Warren and Mahoney Architects New Zealand Ltd.

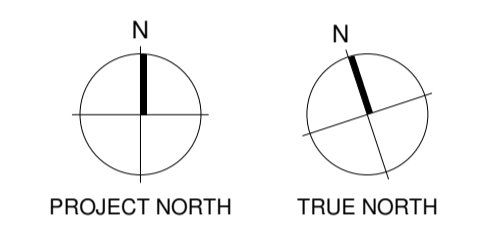
Revisions

- A 31/05/24 RC METRICS
- B 07/06/24 DRAFT RC ISSUE
- C 01/07/24 DRAFT RC ISSUE
- D 22/07/24 DRAFT RC ISSUE
- E 22/07/24 RC ISSUE
- F 09/12/24 DESIGN UPDATE RC RFI 1

Notes

COMMERCIAL IN CONFIDENCE

GFA PLAN KEY:	
	INCLUDED IN GFA
	EXCLUDED FROM GFA
	INTERIOR VOID - EXCLUDED FROM GFA
	EXTERIOR - EXCLUDED FROM GFA
	VERTICAL DISTANCE BETWEEN STOREYS EXCEEDS 6M - MULTIPLIED IN GFA



Consultants

- RCP
Project Manager
- RLB
Quantity Surveyor
- HOLMES
Structural Engineer
- MOTT MAC DONALD
Services Engineer
- CROSSFIRE
Fire Engineer
- TONKIN + TAYLOR
Civil Engineer
- FLOW
Traffic Engineer

Client



Warren and Mahoney Architects New Zealand Ltd

Ground Floor, Mason Bros.
139 Pakenham Street West
Wynyard Quarter
Auckland 1010
New Zealand
Phone + 64 9 309 4894

Registered Architects and Designers
www.warrenandmahoney.com

Project Title

DOWNTOWN WEST

2 LOWER HOBSON STREET,
AUCKLAND CBD, AUCKLAND 1010

Drawing Title

**GFA AREA PLAN -
HSBC BUILDING L3 -
L4**

Drawing Status

**RESOURCE CONSENT
ISSUE**

Drawing Details

Scale	1:250 @ A1
Date	09/12/24
Job No	9234
Drawn	WAM
Checked	WAM

Drawing No **Revision**

RC05-0302 F

WARREN AND MAHONEY

GFA SCHEDULE - HSBC BUILDING L5				
SPACE NAME	BUILDING	LEVEL	AREA	REF
PARKING	HSBC BUILDING	HSBC L5	1253 m ²	INCLUDED
TOTAL GFA:			1253 m ²	

GFA SCHEDULE - HSBC BUILDING L6				
SPACE NAME	BUILDING	LEVEL	AREA	REF
HSBC CORE	HSBC BUILDING	HSBC L6	182 m ²	INCLUDED
PARKING	HSBC BUILDING	HSBC L6	1779 m ²	INCLUDED
STORAGE	HSBC BUILDING	HSBC L6	347 m ²	INCLUDED
TOTAL GFA:			2308 m ²	

All dimension to be verified on site before producing shop drawings or commencing any work. Do not scale. The copyright of this drawing remains with Warren and Mahoney Architects New Zealand Ltd.

Revisions

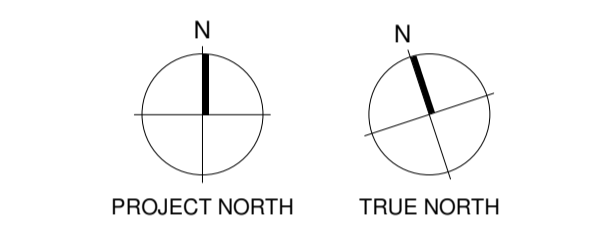
A 31/05/24 RC METRICS
 B 07/06/24 DRAFT RC ISSUE
 C 01/07/24 DRAFT RC ISSUE
 D 22/07/24 DRAFT RC ISSUE
 E 22/07/24 RC ISSUE
 F 09/12/24 DESIGN UPDATE RC RFI 1

Notes

COMMERCIAL IN CONFIDENCE

GFA PLAN KEY:

- INCLUDED IN GFA
- EXCLUDED FROM GFA
- INTERIOR VOID - EXCLUDED FROM GFA
- EXTERIOR - EXCLUDED FROM GFA
- VERTICAL DISTANCE BETWEEN STOREYS EXCEEDS 6M - MULTIPLIED IN GFA



Consultants

RCP
Project Manager

RLB
Quantity Surveyor

HOLMES
Structural Engineer

MOTT MAC DONALD
Services Engineer

CROSSFIRE
Fire Engineer

TONKIN + TAYLOR
Civil Engineer

FLOW
Traffic Engineer

Client

Precinct
PROPERTIES NEW ZEALAND

**Warren and Mahoney Architects
New Zealand Ltd**

Ground Floor, Mason Bros.
139 Pakenham Street West
Wynyard Quarter
Auckland 1010
New Zealand
Phone + 64 9 309 4894

Registered Architects and Designers
www.warrenandmahoney.com

Project Title

DOWNTOWN WEST

2 LOWER HOBSON STREET,
AUCKLAND CBD, AUCKLAND 1010

Drawing Title

**GFA AREA PLAN -
HSBC BUILDING L5 -
L6**

Drawing Status

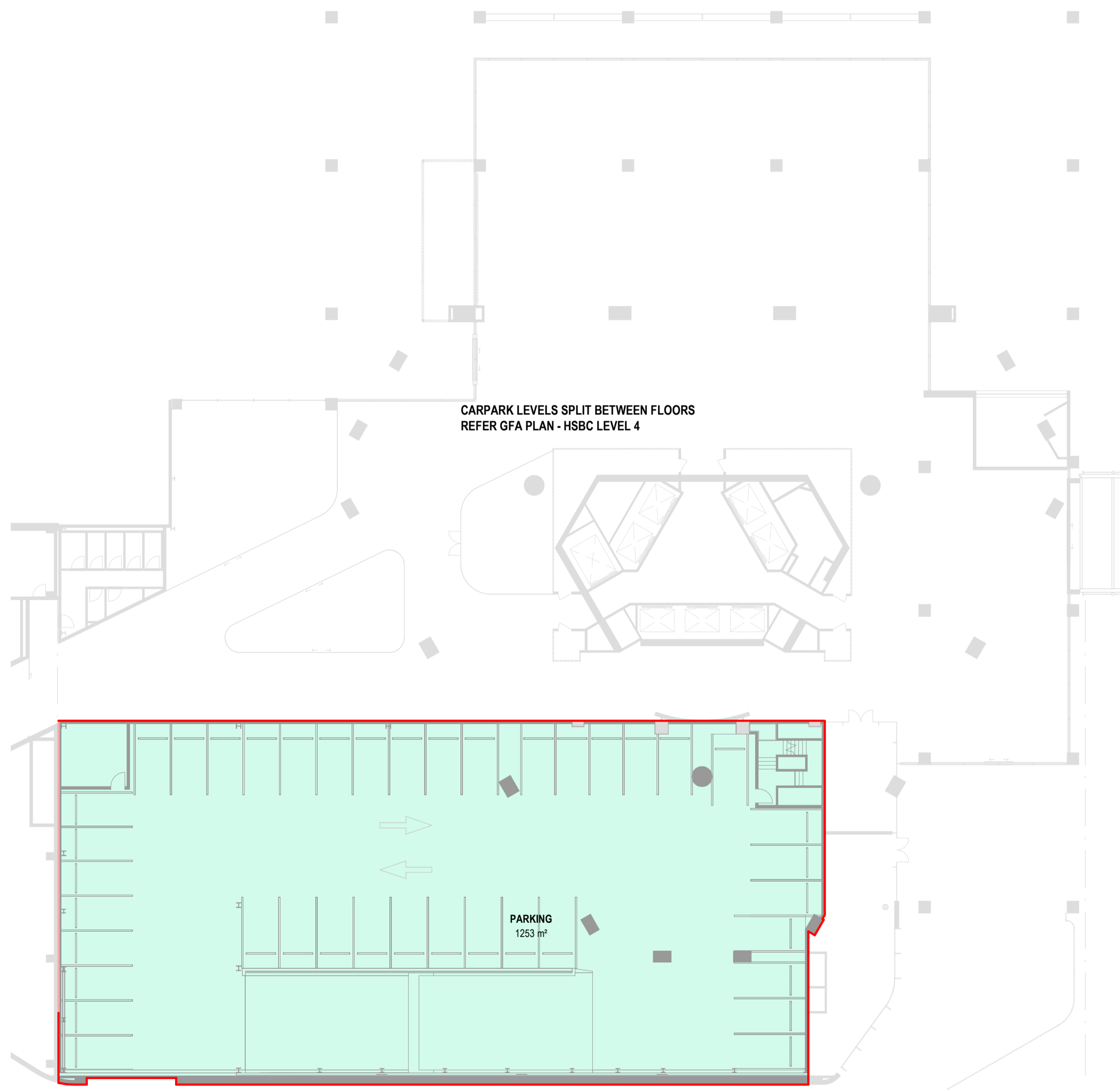
**RESOURCE CONSENT
ISSUE**

Drawing Details

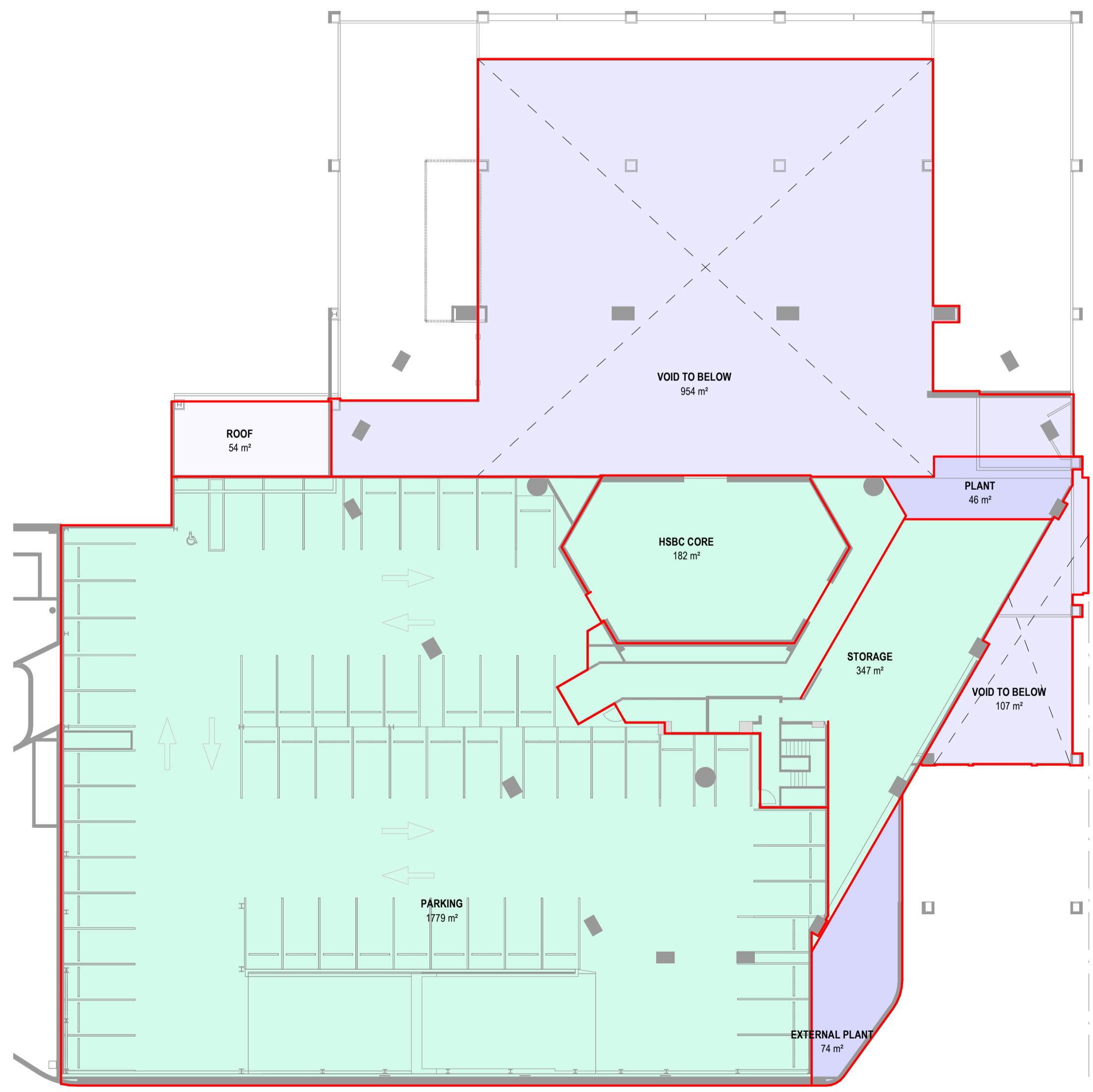
Scale 1:250 @ A1
 Date 09/12/24
 Job No 9234
 Drawn WAM
 Checked WAM

Drawing No RC05-0303
Revision (F)

WARREN AND MAHONEY



GFA PLAN - HSBC LEVEL L5
1:250

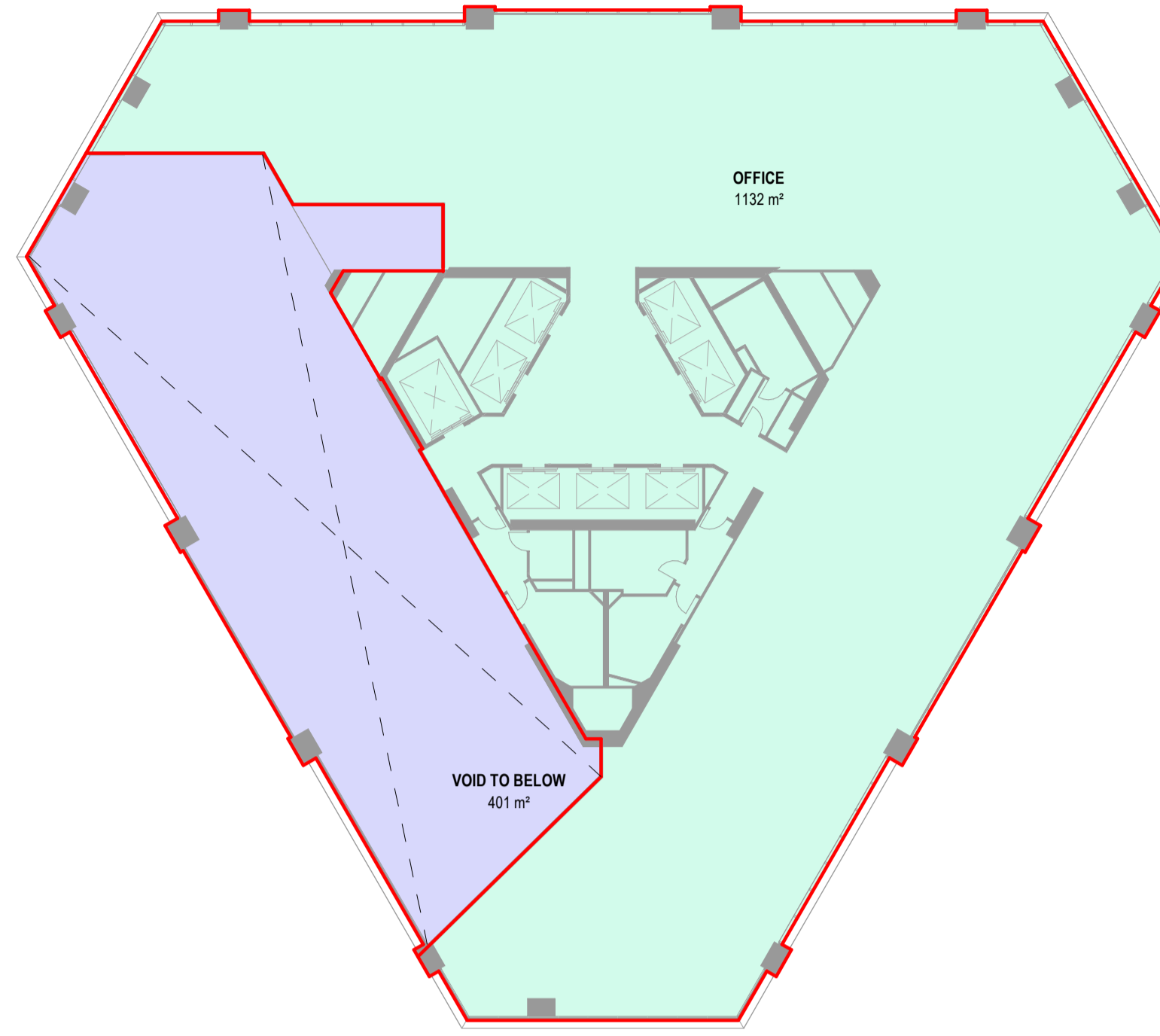


GFA PLAN - HSBC LEVEL L6
1:250

GFA SCHEDULE - HSBC BUILDING L8				
SPACE NAME	BUILDING	LEVEL	AREA	REF
OFFICE	HSBC BUILDING	HSBC L8	1132 m ²	INCLUDED
TOTAL GFA:			1132 m ²	

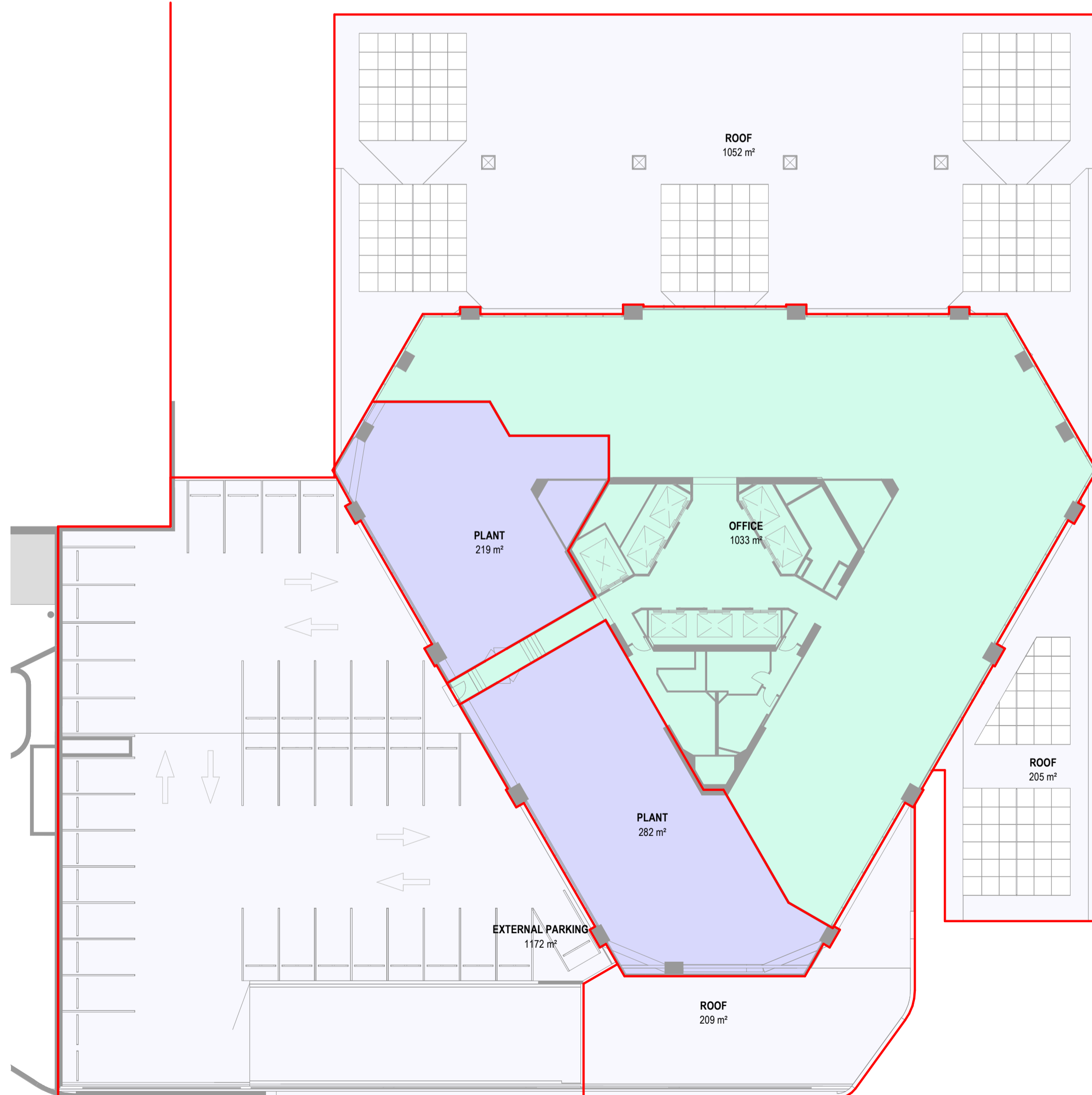
GFA SCHEDULE - HSBC BUILDING L7				
SPACE NAME	BUILDING	LEVEL	AREA	REF
OFFICE	HSBC BUILDING	HSBC L7A	1033 m ²	INCLUDED
TOTAL GFA:			1033 m ²	

GFA SCHEDULE - HSBC BUILDING L9				
SPACE NAME	BUILDING	LEVEL	AREA	REF
OFFICE	HSBC BUILDING	HSBC L9	1533 m ²	INCLUDED
TOTAL GFA:			1533 m ²	



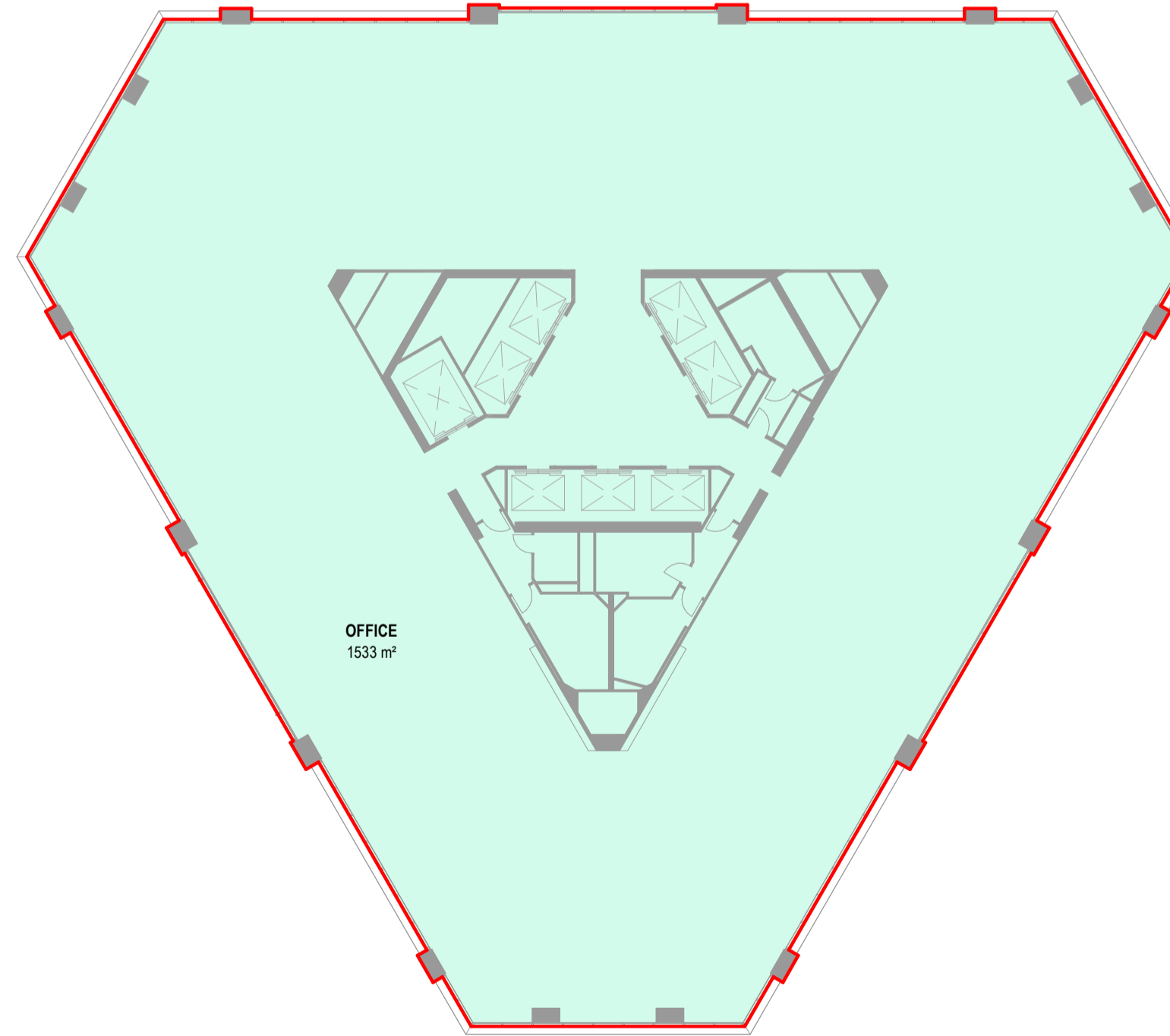
GFA PLAN - HSBC LEVEL L8

1:250



GFA PLAN - HSBC LEVEL L7

1:250



GFA PLAN - HSBC LEVEL L9 - L26

1:250

GFA SCHEDULE - HSBC BUILDING L10				
SPACE NAME	BUILDING	LEVEL	AREA	REF
OFFICE	HSBC BUILDING	HSBC L10	1533 m ²	INCLUDED
TOTAL GFA:			1533 m ²	

GFA SCHEDULE - HSBC BUILDING L11				
SPACE NAME	BUILDING	LEVEL	AREA	REF
OFFICE	HSBC BUILDING	HSBC L11	1533 m ²	INCLUDED
TOTAL GFA:			1533 m ²	

GFA SCHEDULE - HSBC BUILDING L12				
SPACE NAME	BUILDING	LEVEL	AREA	REF
OFFICE	HSBC BUILDING	HSBC L12	1533 m ²	INCLUDED
TOTAL GFA:			1533 m ²	

GFA SCHEDULE - HSBC BUILDING L13				
SPACE NAME	BUILDING	LEVEL	AREA	REF
OFFICE	HSBC BUILDING	HSBC L13	1533 m ²	INCLUDED
TOTAL GFA:			1533 m ²	

GFA SCHEDULE - HSBC BUILDING L14				
SPACE NAME	BUILDING	LEVEL	AREA	REF
OFFICE	HSBC BUILDING	HSBC L14	1533 m ²	INCLUDED
TOTAL GFA:			1533 m ²	

GFA SCHEDULE - HSBC BUILDING L15				
SPACE NAME	BUILDING	LEVEL	AREA	REF
OFFICE	HSBC BUILDING	HSBC L15	1533 m ²	INCLUDED
TOTAL GFA:			1533 m ²	

GFA SCHEDULE - HSBC BUILDING L16				
SPACE NAME	BUILDING	LEVEL	AREA	REF
OFFICE	HSBC BUILDING	HSBC L16	1533 m ²	INCLUDED
TOTAL GFA:			1533 m ²	

GFA SCHEDULE - HSBC BUILDING L17				
SPACE NAME	BUILDING	LEVEL	AREA	REF
OFFICE	HSBC BUILDING	HSBC L17	1533 m ²	INCLUDED
TOTAL GFA:			1533 m ²	

GFA SCHEDULE - HSBC BUILDING L18				
SPACE NAME	BUILDING	LEVEL	AREA	REF
OFFICE	HSBC BUILDING	HSBC L18	1533 m ²	INCLUDED
TOTAL GFA:			1533 m ²	

GFA SCHEDULE - HSBC BUILDING L19				
SPACE NAME	BUILDING	LEVEL	AREA	REF
OFFICE	HSBC BUILDING	HSBC L19	1533 m ²	INCLUDED
TOTAL GFA:			1533 m ²	

GFA SCHEDULE - HSBC BUILDING L20				
SPACE NAME	BUILDING	LEVEL	AREA	REF
OFFICE	HSBC BUILDING	HSBC L20	1533 m ²	INCLUDED
TOTAL GFA:			1533 m ²	

GFA SCHEDULE - HSBC BUILDING L21				
SPACE NAME	BUILDING	LEVEL	AREA	REF
OFFICE	HSBC BUILDING	HSBC L21	1533 m ²	INCLUDED
TOTAL GFA:			1533 m ²	

GFA SCHEDULE - HSBC BUILDING L22				
SPACE NAME	BUILDING	LEVEL	AREA	REF
OFFICE	HSBC BUILDING	HSBC L22	1533 m ²	INCLUDED
TOTAL GFA:			1533 m ²	

GFA SCHEDULE - HSBC BUILDING L23				
SPACE NAME	BUILDING	LEVEL	AREA	REF
OFFICE	HSBC BUILDING	HSBC L23	1533 m ²	INCLUDED
TOTAL GFA:			1533 m ²	

GFA SCHEDULE - HSBC BUILDING L24				
SPACE NAME	BUILDING	LEVEL	AREA	REF
OFFICE	HSBC BUILDING	HSBC L24	1533 m ²	INCLUDED
TOTAL GFA:			1533 m ²	

GFA SCHEDULE - HSBC BUILDING L25				
SPACE NAME	BUILDING	LEVEL	AREA	REF
OFFICE	HSBC BUILDING	HSBC L25	1533 m ²	INCLUDED
TOTAL GFA:			1533 m ²	

GFA SCHEDULE - HSBC BUILDING L26				
SPACE NAME	BUILDING	LEVEL	AREA	REF
OFFICE	HSBC BUILDING	HSBC L26	1533 m ²	INCLUDED
TOTAL GFA:			1533 m ²	

All dimension to be verified on site before producing shop drawings or commencing any work. Do not scale. The copyright of this drawing remains with Warren and Mahoney Architects New Zealand Ltd.

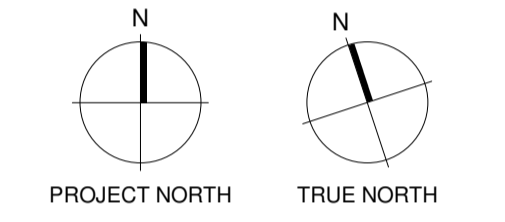
Revisions

- A 31/05/24 RC METRICS
- B 07/06/24 DRAFT RC ISSUE
- C 01/07/24 DRAFT RC ISSUE
- D 22/07/24 DRAFT RC ISSUE
- E 22/07/24 RC ISSUE
- F 09/12/24 DESIGN UPDATE RC RFI 1

Notes

COMMERCIAL IN CONFIDENCE

GFA PLAN KEY:	
■	INCLUDED IN GFA
■	EXCLUDED FROM GFA
■	INTERIOR VOID - EXCLUDED FROM GFA
■	EXTERIOR - EXCLUDED FROM GFA
■	VERTICAL DISTANCE BETWEEN STOREYS EXCEEDS 6M - MULTIPLIED IN GFA



Consultants

- RCP Project Manager
- RLB Quantity Surveyor
- HOLMES Structural Engineer
- MOTT MAC DONALD Services Engineer
- CROSSFIRE Fire Engineer
- TONKIN + TAYLOR Civil Engineer
- FLOW Traffic Engineer

Client



Warren and Mahoney Architects New Zealand Ltd

Ground Floor, Mason Bros.
139 Pakenham Street West
Wynyard Quarter
Auckland 1010
New Zealand
Phone + 64 9 309 4894

Registered Architects and Designers
www.warrenandmahoney.com

Project Title

DOWNTOWN WEST

2 LOWER HOBSON STREET,
AUCKLAND CBD, AUCKLAND 1010

Drawing Title

GFA AREA PLAN - HSBC BUILDING L7 - L26

Drawing Status

RESOURCE CONSENT ISSUE

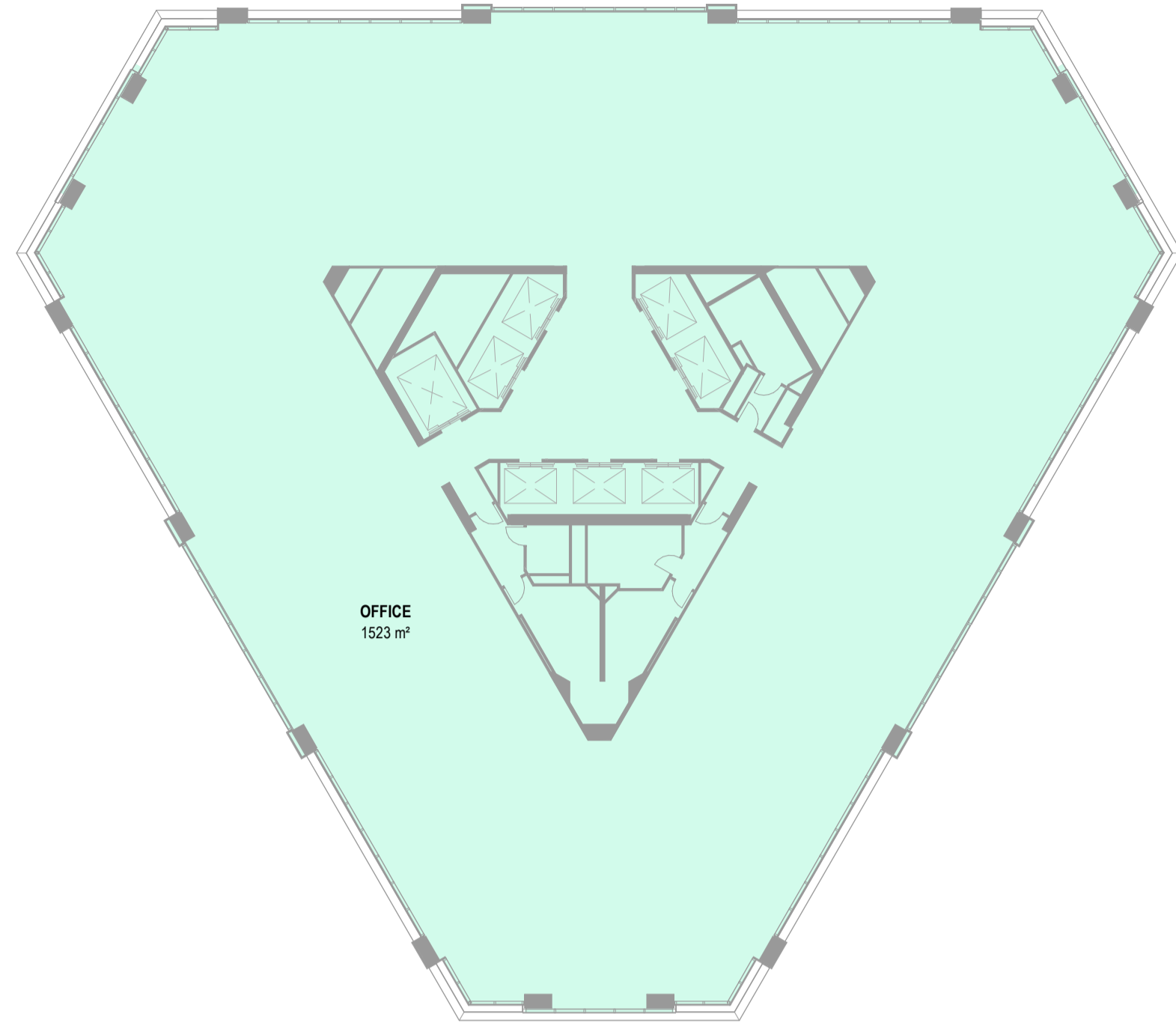
Drawing Details

Scale 1:250 @ A1
Date 09/12/24
Job No 9234
Drawn WAM
Checked WAM

Drawing No **Revision**

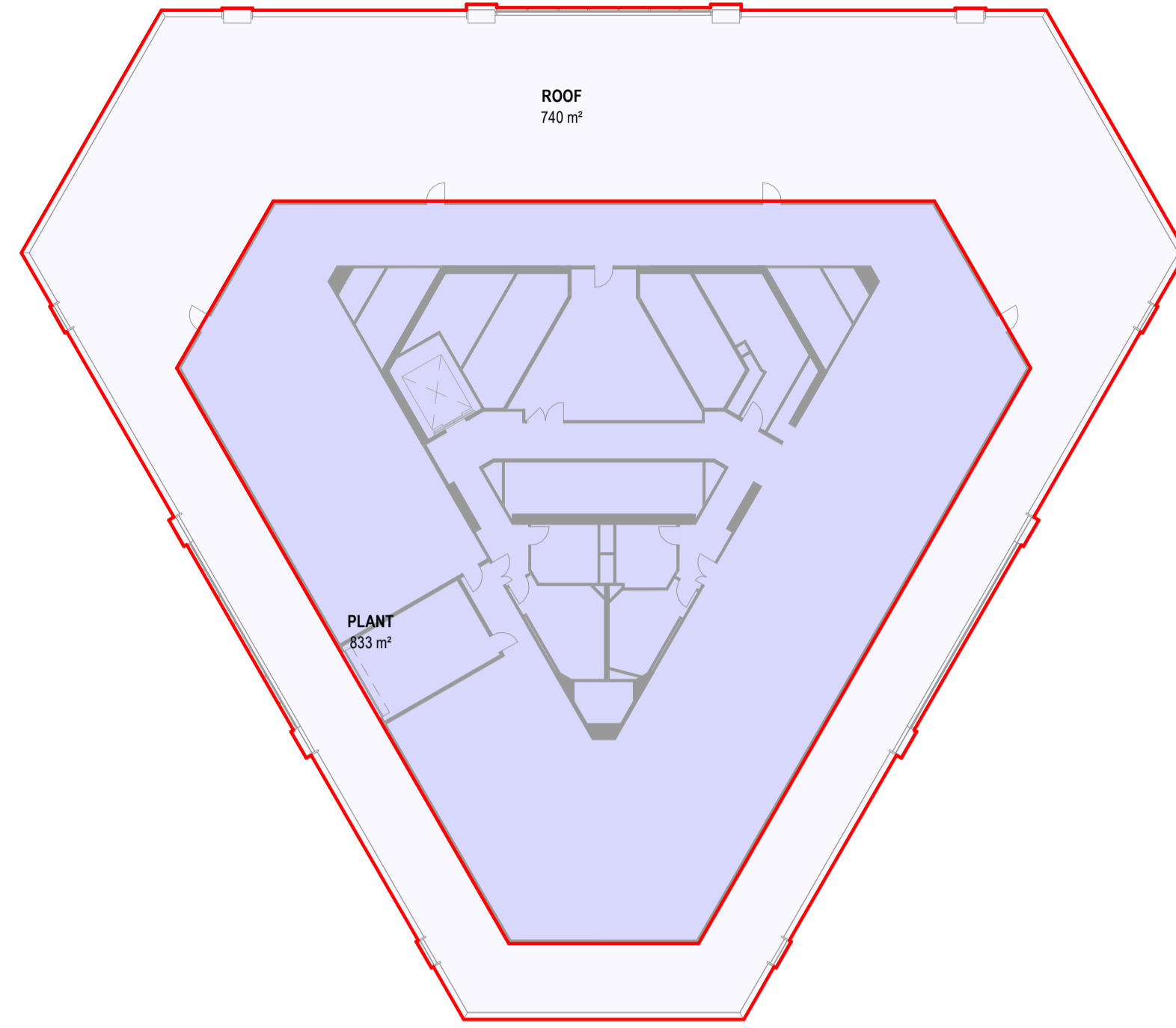
RC05-0304 (F)

WARREN AND MAHONEY



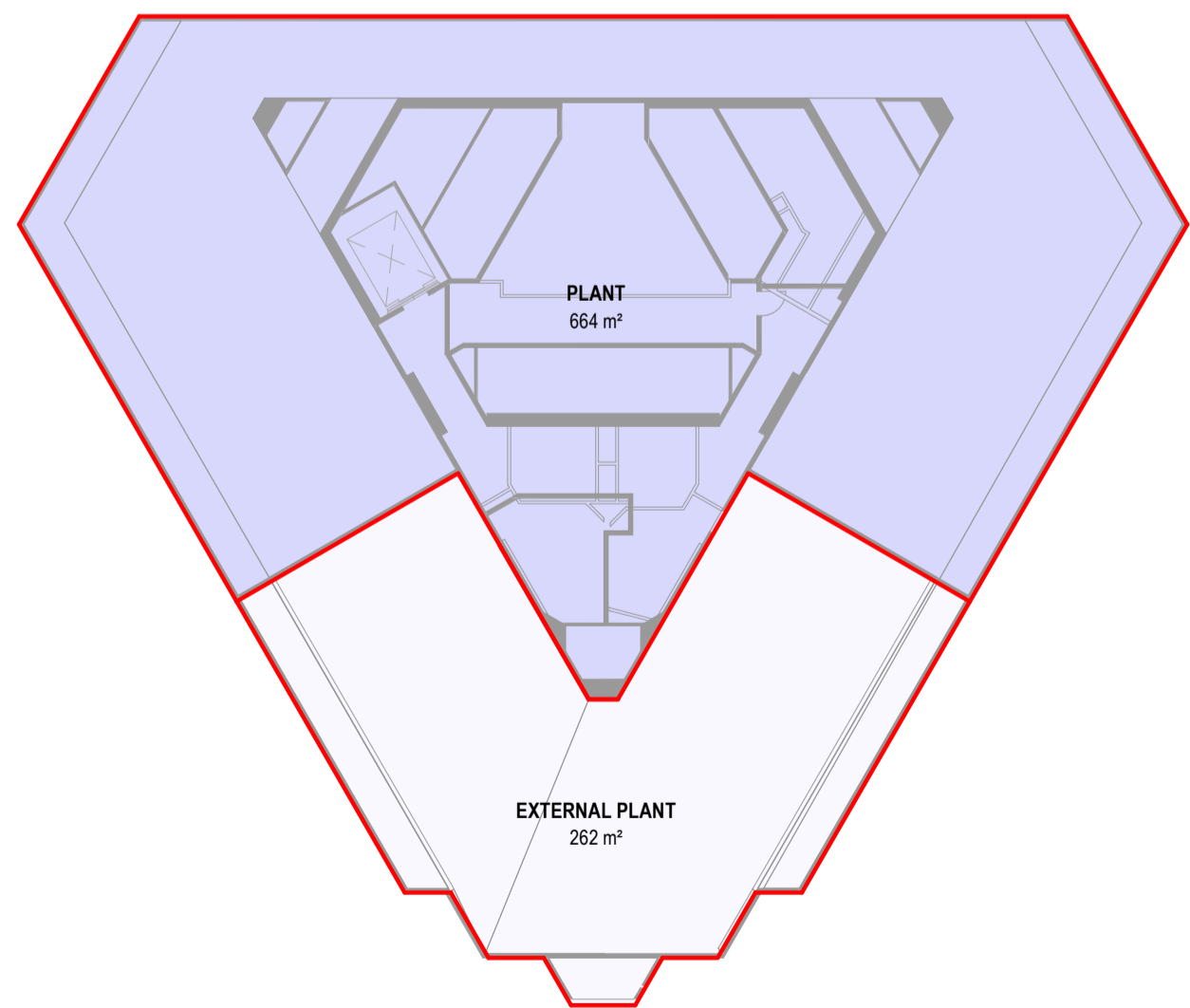
GFA PLAN - HSBC LEVEL L27 - L29

1:250



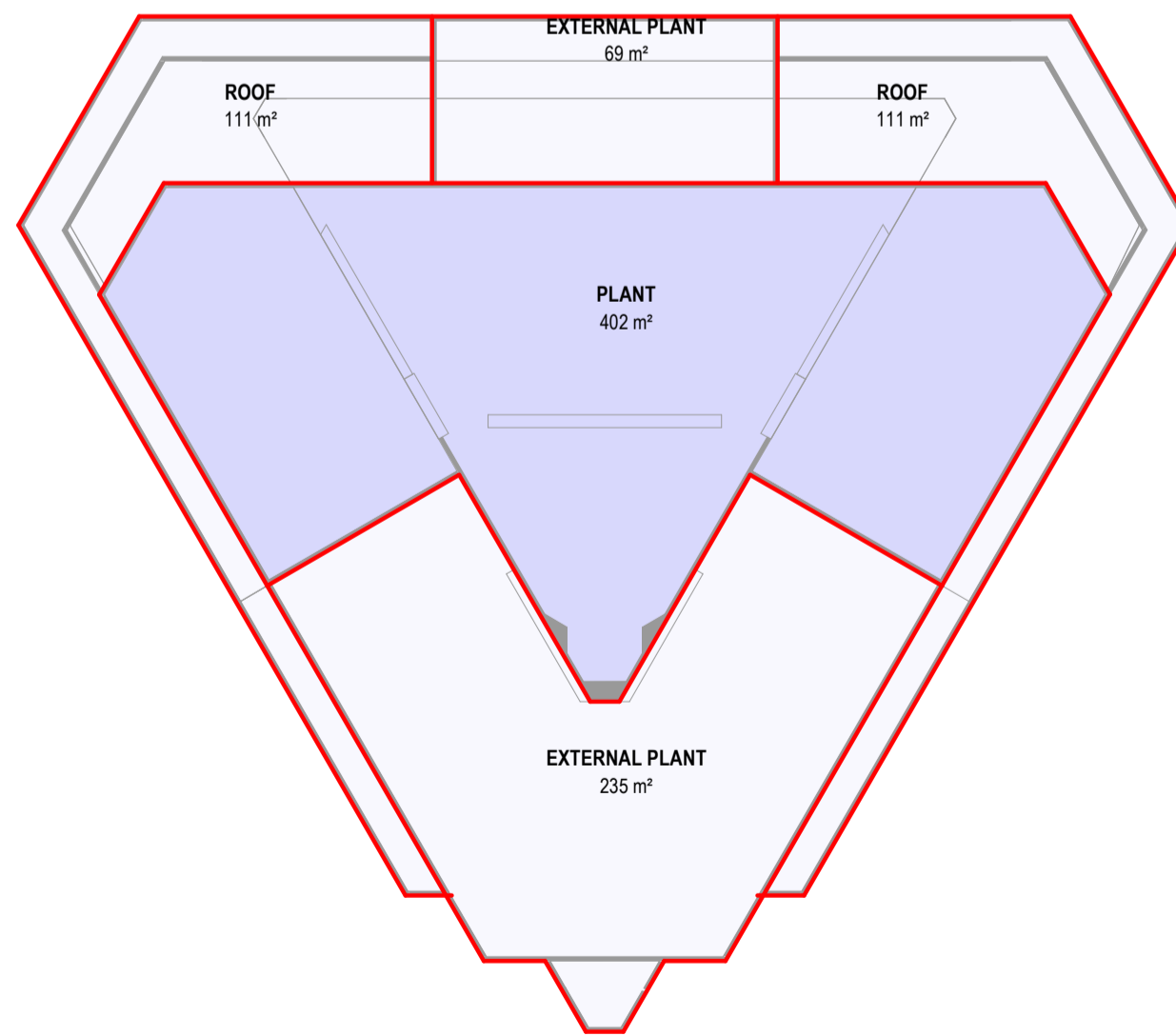
GFA PLAN - HSBC LEVEL L30

1:250



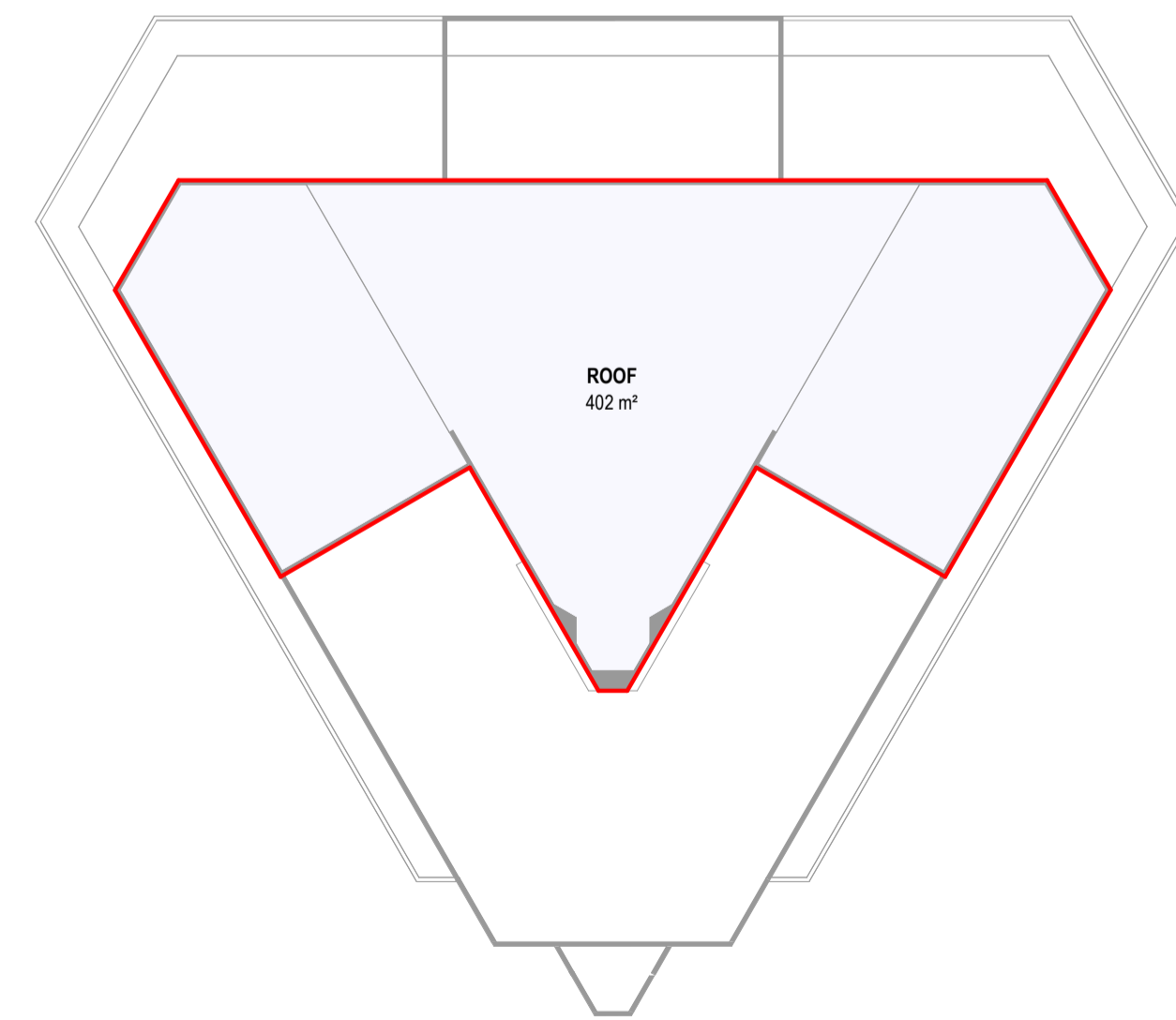
GFA PLAN - HSBC LEVEL L31

1:250



GFA PLAN - HSBC LEVEL L32

1:250



GFA PLAN - HSBC LEVEL L33

1:250

GFA SCHEDULE - HSBC BUILDING L27

SPACE NAME	BUILDING	LEVEL	AREA	REF
OFFICE	HSBC BUILDING	HSBC L27	1523 m²	INCLUDED
TOTAL GFA:			1523 m²	

GFA SCHEDULE - HSBC BUILDING L28

SPACE NAME	BUILDING	LEVEL	AREA	REF
OFFICE	HSBC BUILDING	HSBC L28	1523 m²	INCLUDED
TOTAL GFA:			1523 m²	

GFA SCHEDULE - HSBC BUILDING L29

SPACE NAME	BUILDING	LEVEL	AREA	REF
OFFICE	HSBC BUILDING	HSBC L29	1523 m²	INCLUDED
TOTAL GFA:			1523 m²	

GFA SCHEDULE - HSBC BUILDING L30

SPACE NAME	BUILDING	LEVEL	AREA	REF
OFFICE	HSBC BUILDING	HSBC L14	1533 m²	INCLUDED
TOTAL GFA:			1533 m²	

GFA SCHEDULE - HSBC BUILDING L31

SPACE NAME	BUILDING	LEVEL	AREA	REF

GFA SCHEDULE - HSBC BUILDING L32

SPACE NAME	BUILDING	LEVEL	AREA	REF

GFA SCHEDULE - HSBC BUILDING L33

SPACE NAME	BUILDING	LEVEL	AREA	REF

All dimension to be verified on site before producing shop drawings or commencing any work. Do not scale. The copyright of this drawing remains with Warren and Mahoney Architects New Zealand Ltd.

Revisions

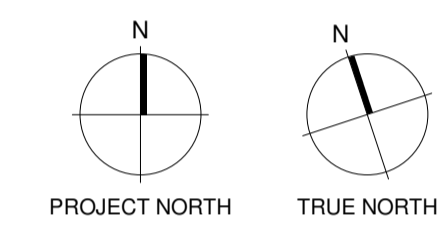
- A 31/05/24 RC METRICS
- B 07/06/24 DRAFT RC ISSUE
- C 01/07/24 DRAFT RC ISSUE
- D 22/07/24 DRAFT RC ISSUE
- E 22/07/24 RC ISSUE
- F 09/12/24 DESIGN UPDATE RC RFI 1

Notes

COMMERCIAL IN CONFIDENCE

GFA PLAN KEY:

- INCLUDED IN GFA
- EXCLUDED FROM GFA
- INTERIOR VOID - EXCLUDED FROM GFA
- EXTERIOR - EXCLUDED FROM GFA
- VERTICAL DISTANCE BETWEEN STOREYS EXCEEDS 6M - MULTIPLIED IN GFA



Consultants

- RCP Project Manager
- RLB Quantity Surveyor
- HOLMES Structural Engineer
- MOTT MAC DONALD Services Engineer
- CROSSFIRE Fire Engineer
- TONKIN + TAYLOR Civil Engineer
- FLOW Traffic Engineer

Client



Warren and Mahoney Architects New Zealand Ltd

Ground Floor, Mason Bros.
139 Pakenham Street West
Wynyard Quarter
Auckland 1010
New Zealand
Phone + 64 9 309 4894

Registered Architects and Designers
www.warrenandmahoney.com

Project Title

DOWNTOWN WEST

2 LOWER HOBSON STREET,
AUCKLAND CBD, AUCKLAND 1010

Drawing Title

GFA AREA PLAN - HSBC BUILDING L27 - L33

Drawing Status

RESOURCE CONSENT ISSUE

Drawing Details

Scale	1:250 @ A1
Date	09/12/24
Job No	9234
Drawn	WAM
Checked	WAM

Drawing No

RC05-0305

Revision

F

WARREN AND MAHONEY

AFA SCHEDULE - HSBC BUILDING				
SPACE NAME	BUILDING	LEVEL	AREA	REF
HSBC AFA	HSBC BUILDING	HSBC L3	3283 m ²	INCLUDED
HSBC AFA	HSBC BUILDING	HSBC L4	54 m ²	INCLUDED
HSBC AFA	HSBC BUILDING	HSBC L4	162 m ²	INCLUDED
HSBC AFA	HSBC BUILDING	HSBC L4	384 m ²	INCLUDED
HSBC AFA	HSBC BUILDING	HSBC L4	1361 m ²	INCLUDED
HSBC AFA	HSBC BUILDING	HSBC L4	10 m ²	INCLUDED
HSBC AFA	HSBC BUILDING	HSBC L5	1253 m ²	INCLUDED
HSBC AFA	HSBC BUILDING	HSBC L6	2428 m ²	INCLUDED
HSBC AFA	HSBC BUILDING	HSBC L7A	1535 m ²	INCLUDED
HSBC AFA	HSBC BUILDING	HSBC L8	1533 m ²	INCLUDED
HSBC AFA	HSBC BUILDING	HSBC L9	1533 m ²	INCLUDED
HSBC AFA	HSBC BUILDING	HSBC L10	1533 m ²	INCLUDED
HSBC AFA	HSBC BUILDING	HSBC L11	1533 m ²	INCLUDED
HSBC AFA	HSBC BUILDING	HSBC L12	1533 m ²	INCLUDED
HSBC AFA	HSBC BUILDING	HSBC L13	1533 m ²	INCLUDED
HSBC AFA	HSBC BUILDING	HSBC L14	1533 m ²	INCLUDED
HSBC AFA	HSBC BUILDING	HSBC L15	1533 m ²	INCLUDED
HSBC AFA	HSBC BUILDING	HSBC L16	1533 m ²	INCLUDED
HSBC AFA	HSBC BUILDING	HSBC L17	1533 m ²	INCLUDED
HSBC AFA	HSBC BUILDING	HSBC L18	1533 m ²	INCLUDED
HSBC AFA	HSBC BUILDING	HSBC L19	1533 m ²	INCLUDED
HSBC AFA	HSBC BUILDING	HSBC L20	1533 m ²	INCLUDED
HSBC AFA	HSBC BUILDING	HSBC L21	1533 m ²	INCLUDED
HSBC AFA	HSBC BUILDING	HSBC L22	1533 m ²	INCLUDED
HSBC AFA	HSBC BUILDING	HSBC L23	1533 m ²	INCLUDED
HSBC AFA	HSBC BUILDING	HSBC L24	1533 m ²	INCLUDED
HSBC AFA	HSBC BUILDING	HSBC L25	1533 m ²	INCLUDED
HSBC AFA	HSBC BUILDING	HSBC L26	1533 m ²	INCLUDED
HSBC AFA	HSBC BUILDING	HSBC L27	1523 m ²	INCLUDED
HSBC AFA	HSBC BUILDING	HSBC L28	1523 m ²	INCLUDED
HSBC AFA	HSBC BUILDING	HSBC L29	1523 m ²	INCLUDED
HSBC AFA	HSBC BUILDING	HSBC L30	833 m ²	INCLUDED
HSBC AFA	HSBC BUILDING	HSBC L31	664 m ²	INCLUDED
HSBC AFA	HSBC BUILDING	HSBC L32	402 m ²	INCLUDED
TOTAL AFA			46080 m ²	

AFA SCHEDULE - AON BUILDING				
SPACE NAME	BUILDING	LEVEL	AREA	REF
AON AFA	AON BUILDING	AON Arcade	2901 m ²	INCLUDED
AON AFA	AON BUILDING	AON Plaza	1452 m ²	INCLUDED
AON AFA	AON BUILDING	AON L1	1713 m ²	INCLUDED
AON AFA	AON BUILDING	AON L2	1115 m ²	INCLUDED
AON AFA	AON BUILDING	AON L3	1115 m ²	INCLUDED
AON AFA	AON BUILDING	AON L4	1207 m ²	INCLUDED
AON AFA	AON BUILDING	AON L5	1207 m ²	INCLUDED
AON AFA	AON BUILDING	AON L6	1207 m ²	INCLUDED
AON AFA	AON BUILDING	AON L7	1207 m ²	INCLUDED
AON AFA	AON BUILDING	AON L8	1207 m ²	INCLUDED
AON AFA	AON BUILDING	AON L9	1207 m ²	INCLUDED
AON AFA	AON BUILDING	AON L10	1207 m ²	INCLUDED
AON AFA	AON BUILDING	AON L11	1207 m ²	INCLUDED
AON AFA	AON BUILDING	AON L12	1207 m ²	INCLUDED
AON AFA	AON BUILDING	AON L13	1207 m ²	INCLUDED
AON AFA	AON BUILDING	AON L14	1207 m ²	INCLUDED
AON AFA	AON BUILDING	AON L15	1207 m ²	INCLUDED
AON AFA	AON BUILDING	AON L16	1207 m ²	INCLUDED
AON AFA	AON BUILDING	AON L17	1207 m ²	INCLUDED
AON AFA	AON BUILDING	AON L18	1207 m ²	INCLUDED
AON AFA	AON BUILDING	AON L19	1207 m ²	INCLUDED
AON AFA	AON BUILDING	AON L20	1207 m ²	INCLUDED
AON AFA	AON BUILDING	AON L21	1207 m ²	INCLUDED
AON AFA	AON BUILDING	AON Plant Room	1207 m ²	INCLUDED
AON AFA	AON BUILDING	AON Lift Motor Room	268 m ²	INCLUDED
TOTAL AFA			31501 m ²	

AFA SCHEDULE - DTW BUILDING				
SPACE NAME	BUILDING	LEVEL	AREA	REF
P2 AFA	DTW BUILDING	L-00	1275 m ²	INCLUDED
P1 AFA	DTW BUILDING	L-00	1220 m ²	INCLUDED
P3 AFA	DTW BUILDING	L-00	1369 m ²	INCLUDED
P1 AFA	DTW BUILDING	L-00M	400 m ²	INCLUDED
P3 AFA	DTW BUILDING	L-01	150 m ²	INCLUDED
P3 AFA	DTW BUILDING	L-01	816 m ²	INCLUDED
P1 AFA	DTW BUILDING	L-01	189 m ²	INCLUDED
P1 AFA	DTW BUILDING	L-01	71 m ²	INCLUDED
P1 AFA	DTW BUILDING	L-01	199 m ²	INCLUDED
P1 AFA	DTW BUILDING	L-01	23 m ²	INCLUDED
P1 AFA	DTW BUILDING	L-01	6 m ²	INCLUDED
P2 AFA	DTW BUILDING	L-01	1348 m ²	INCLUDED
P1 AFA	DTW BUILDING	L-02	189 m ²	INCLUDED
P1 AFA	DTW BUILDING	L-02	71 m ²	INCLUDED
P2 AFA	DTW BUILDING	L-02	1729 m ²	INCLUDED
P1 AFA	DTW BUILDING	L-02	199 m ²	INCLUDED
P3 AFA	DTW BUILDING	P3-L-02	894 m ²	INCLUDED
P3 AFA	DTW BUILDING	P3-L-02	181 m ²	INCLUDED
P2 AFA	DTW BUILDING	L-03	1730 m ²	INCLUDED
P1 AFA	DTW BUILDING	L-03	2241 m ²	INCLUDED
P1 P2 BRIDGE AFA	DTW BUILDING	L-03	53 m ²	INCLUDED
P2 AFA	DTW BUILDING	L-04	1730 m ²	INCLUDED
P1 AFA	DTW BUILDING	L-04	2258 m ²	INCLUDED
P1 P2 BRIDGE AFA	DTW BUILDING	L-04	53 m ²	INCLUDED
P2 AFA	DTW BUILDING	L-05	1730 m ²	INCLUDED
P1 AFA	DTW BUILDING	L-05	2258 m ²	INCLUDED
P1 P2 BRIDGE AFA	DTW BUILDING	L-05	53 m ²	INCLUDED
P2 AFA	DTW BUILDING	L-06	1730 m ²	INCLUDED
P1 AFA	DTW BUILDING	L-06	2275 m ²	INCLUDED
P1 P2 BRIDGE AFA	DTW BUILDING	L-06	53 m ²	INCLUDED
P2 AFA	DTW BUILDING	L-07	660 m ²	INCLUDED
P1 AFA	DTW BUILDING	L-07	1821 m ²	INCLUDED
T1 AFA	DTW BUILDING	T1-L-08	927 m ²	INCLUDED
T2 AFA	DTW BUILDING	T2-L-07M	656 m ²	INCLUDED
T1 AFA	DTW BUILDING	T1-L-08M	927 m ²	INCLUDED
T2 AFA	DTW BUILDING	T2-L-08	844 m ²	INCLUDED
T1 AFA	DTW BUILDING	T1-L-09	1477 m ²	INCLUDED
T2 AFA	DTW BUILDING	T2-L-09	866 m ²	INCLUDED
T1 AFA	DTW BUILDING	T1-L-10	1492 m ²	INCLUDED
T2 AFA	DTW BUILDING	T2-L-10	897 m ²	INCLUDED
TCE (>75% ENCLOSED)	DTW BUILDING	T2-L-10	8 m ²	INCLUDED
T1 AFA	DTW BUILDING	T1-L-11	1505 m ²	INCLUDED
T2 AFA	DTW BUILDING	T2-L-11	905 m ²	INCLUDED
TCE (>75% ENCLOSED)	DTW BUILDING	T2-L-11	8 m ²	INCLUDED
T2 AFA	DTW BUILDING	T2-L-12	914 m ²	INCLUDED
TCE (>75% ENCLOSED)	DTW BUILDING	T2-L-12	8 m ²	INCLUDED
T1 AFA	DTW BUILDING	T1-L-12	1516 m ²	INCLUDED
T2 AFA	DTW BUILDING	T2-L-13	914 m ²	INCLUDED
TCE (>75% ENCLOSED)	DTW BUILDING	T2-L-13	8 m ²	INCLUDED
T1 AFA	DTW BUILDING	T1-L-13	1526 m ²	INCLUDED
T2 AFA	DTW BUILDING	T2-L-14	916 m ²	INCLUDED
TCE (>75% ENCLOSED)	DTW BUILDING	T2-L-14	8 m ²	INCLUDED
T1 AFA	DTW BUILDING	T1-L-14	1534 m ²	INCLUDED
T2 AFA	DTW BUILDING	T2-L-15	916 m ²	INCLUDED
TCE (>75% ENCLOSED)	DTW BUILDING	T2-L-15	8 m ²	INCLUDED
T2 AFA	DTW BUILDING	T2-L-16	916 m ²	INCLUDED
TCE (>75% ENCLOSED)	DTW BUILDING	T2-L-16	8 m ²	INCLUDED
T1 AFA	DTW BUILDING	T1-L-15	1540 m ²	INCLUDED
T2 AFA	DTW BUILDING	T2-L-17	921 m ²	INCLUDED
TCE (>75% ENCLOSED)	DTW BUILDING	T2-L-17	8 m ²	INCLUDED
T1 AFA	DTW BUILDING	T1-L-16	1544 m ²	INCLUDED
T2 AFA	DTW BUILDING	T2-L-18	921 m ²	INCLUDED
TCE (>75% ENCLOSED)	DTW BUILDING	T2-L-18	8 m ²	INCLUDED
T1 AFA	DTW BUILDING	T1-L-17	1546 m ²	INCLUDED
T2 AFA	DTW BUILDING	T2-L-19	921 m ²	INCLUDED
TCE (>75% ENCLOSED)	DTW BUILDING	T2-L-19	8 m ²	INCLUDED
T1 AFA	DTW BUILDING	T1-L-18	1547 m ²	INCLUDED
T2 AFA	DTW BUILDING	T2-L-20	926 m ²	INCLUDED
TCE (>75% ENCLOSED)	DTW BUILDING	T2-L-20	8 m ²	INCLUDED
T2 AFA	DTW BUILDING	T2-L-21	926 m ²	INCLUDED
TCE (>75% ENCLOSED)	DTW BUILDING	T2-L-21	8 m ²	INCLUDED
T1 AFA	DTW BUILDING	T1-L-19	1547 m ²	INCLUDED
TOTAL AFA			130264 m ²	

T2 AFA	DTW BUILDING	T2-L-22	926 m ²	INCLUDED
TCE (>75% ENCLOSED)	DTW BUILDING	T2-L-22	8 m ²	INCLUDED
T1 AFA	DTW BUILDING	T1-L-20	1547 m ²	INCLUDED
T2 AFA	DTW BUILDING	T2-L-23	926 m ²	INCLUDED
TCE (>75% ENCLOSED)	DTW BUILDING	T2-L-23	8 m ²	INCLUDED
T1 AFA	DTW BUILDING	T1-L-21	1547 m ²	INCLUDED
T2 AFA	DTW BUILDING	T2-L-24	930 m ²	INCLUDED
TCE (>75% ENCLOSED)	DTW BUILDING	T2-L-24	8 m ²	INCLUDED
T1 AFA	DTW BUILDING	T1-L-22	1547 m ²	INCLUDED
T2 AFA	DTW BUILDING	T2-L-25	930 m ²	INCLUDED
TCE (>75% ENCLOSED)	DTW BUILDING	T2-L-25	8 m ²	INCLUDED
T2 AFA	DTW BUILDING	T2-L-26	930 m ²	INCLUDED
TCE (>75% ENCLOSED)	DTW BUILDING	T2-L-26	8 m ²	INCLUDED
T1 AFA	DTW BUILDING	T1-L-23	1547 m ²	INCLUDED
T2 AFA	DTW BUILDING	T2-L-27	942 m ²	INCLUDED
TCE (>75% ENCLOSED)	DTW BUILDING	T2-L-27	8 m ²	INCLUDED
T1 AFA	DTW BUILDING	T1-L-24	1547 m ²	INCLUDED
T2 AFA	DTW BUILDING	T2-L-28	941 m ²	INCLUDED
TCE (>75% ENCLOSED)	DTW BUILDING	T2-L-28	8 m ²	INCLUDED
T1 AFA	DTW BUILDING	T1-L-25	1545 m ²	INCLUDED
TCE (>75% ENCLOSED)	DTW BUILDING	T2-L-29	43 m ²	INCLUDED
T2 AFA	DTW BUILDING	T2-L-29	945 m ²	INCLUDED
T1 AFA	DTW BUILDING	T1-L-26	1542 m ²	INCLUDED
TCE (>75% ENCLOSED)	DTW BUILDING	T2-L-30	41 m ²	INCLUDED
T2 AFA	DTW BUILDING	T2-L-30	945 m ²	INCLUDED
T2 AFA	DTW BUILDING	T2-L-31	945 m ²	INCLUDED
TCE (>75% ENCLOSED)	DTW BUILDING	T2-L-31	38 m ²	INCLUDED
T1 AFA	DTW BUILDING	T1-L-27	1539 m ²	INCLUDED
T2 AFA	DTW BUILDING	T2-L-32	963 m ²	INCLUDED
TCE (>75% ENCLOSED)	DTW BUILDING	T2-L-32	34 m ²	INCLUDED
T1 AFA	DTW BUILDING	T1-L-28	1536 m ²	INCLUDED
T2 AFA	DTW BUILDING	T2-L-33	963 m ²	INCLUDED
TCE (>75% ENCLOSED)	DTW BUILDING	T2-L-33	30 m ²	INCLUDED
T1 AFA	DTW BUILDING	T1-L-29	1531 m ²	INCLUDED
T2 AFA	DTW BUILDING	T2-L-34	963 m ²	INCLUDED
T1 AFA	DTW BUILDING	T1-L-30	1525 m ²	INCLUDED
T2 AFA	DTW BUILDING	T2-L-35	907 m ²	INCLUDED
TCE (>75% ENCLOSED)	DTW BUILDING	T2-L-35	80 m ²	INCLUDED
T1 AFA	DTW BUILDING	T1-L-31	1519 m ²	INCLUDED
T2 AFA	DTW BUILDING	T2-L-36	907 m ²	INCLUDED
TCE (>75% ENCLOSED)	DTW BUILDING	T2-L-36	74 m ²	INCLUDED
T2 AFA	DTW BUILDING	T2-L-37	907 m ²	INCLUDED
T1 AFA	DTW BUILDING	T1-L-32	1512 m ²	INCLUDED
T2 AFA	DTW BUILDING	T2-L-38	910 m ²	INCLUDED
T1 AFA	DTW BUILDING	T1-L-33	1504 m ²	INCLUDED
T2 AFA	DTW BUILDING	T2-L-39	910 m ²	INCLUDED
T1 AFA	DTW BUILDING	T1-L-34	1495 m ²	INCLUDED
T2 AFA	DTW BUILDING	T2-L-40	910 m ²	INCLUDED
T1 AFA	DTW BUILDING	T1-L-35	1486 m ²	INCLUDED
T2 AFA	DTW BUILDING	T2-L-41	900 m ²	INCLUDED
T2 AFA	DTW BUILDING	T2-L-42	629 m ²	INCLUDED
T2 AFA	DTW BUILDING	T2-L-42	216 m ²	INCLUDED
T1 AFA	DTW BUILDING	T1-L-36	1476 m ²	INCLUDED
T2 AFA	DTW BUILDING	T2-L-43	166 m ²	INCLUDED
T2 AFA	DTW BUILDING	T2-L-43	617 m ²	INCLUDED
T1 AFA	DTW BUILDING	T1-L-37	1466 m ²	INCLUDED
T1 AFA	DTW BUILDING	T1-L-38	1455 m ²	INCLUDED
T1 AFA	DTW BUILDING	T1-L-39	1443 m ²	INCLUDED
T1 AFA	DTW BUILDING	T1-L-40	1430 m ²	INCLUDED
T1 AFA	DTW BUILDING	T1-L-41	1417 m ²	INCLUDED
T1 AFA	DTW BUILDING	T1-L-42	1403 m ²	INCLUDED
T1 AFA	DTW BUILDING	T1-L-43	1388 m ²	INCLUDED
T1 AFA	DTW BUILDING	T1-L-44	1373 m ²	INCLUDED
T1 AFA	DTW BUILDING	T1-L-45	1356 m ²	INCLUDED
T1 AFA	DTW BUILDING	T1-L-46	1340 m ²	INCLUDED
T1 AFA	DTW BUILDING	T1-L-47	1322 m ²	INCLUDED
T1 AFA	DTW BUILDING	T1-L-48	1304 m ²	INCLUDED
T1 AFA	DTW BUILDING	T1-L-49	1285 m ²	INCLUDED
T1 AFA	DTW BUILDING	T1-L-50	1266 m ²	INCLUDED
T1 AFA	DTW BUILDING	T1-L-51	1240 m ²	INCLUDED
T1 AFA	DTW BUILDING	T1-L-52	678 m ²	INCLUDED
T1 AFA	DTW BUILDING	T1-L-52	198 m ²	INCLUDED
TOTAL AFA			130264 m ²	

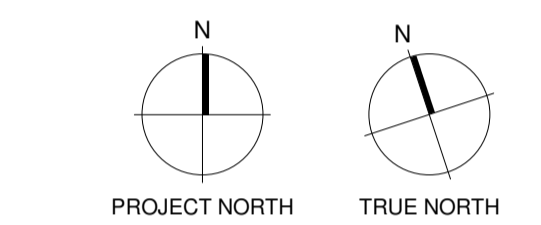
All dimension to be verified on site before producing shop drawings or commencing any work. Do not scale. The copyright of this drawing remains with Warren and Mahoney Architects New Zealand Ltd.

Revisions

- A 07/06/24 DRAFT RC ISSUE
- B 01/07/24 DRAFT RC ISSUE
- C 22/07/24 DRAFT RC ISSUE
- D 22/07/24 RC ISSUE
- E 09/12/24 DESIGN UPDATE RC RFI 1

Notes

COMMERCIAL IN CONFIDENCE



Consultants

- RCP Project Manager
- RLB Quantity Surveyor
- HOLMES Structural Engineer
- MOTT MAC DONALD Services Engineer
- CROSSFIRE Fire Engineer
- TONKIN + TAYLOR Civil Engineer

Client



Warren and Mahoney Architects New Zealand Ltd

Ground Floor, Mason Bros.
139 Pakenham Street West
Wynyard Quarter
Auckland 1010
New Zealand
Phone + 64 9 309 4894

Registered Architects and Designers
www.warrenandmahoney.com

Project Title

All dimension to be verified on site before producing shop drawings or commencing any work. Do not scale. The copyright of this drawing remains with Warren and Mahoney Architects New Zealand Ltd.

Revisions

A	07/06/24	DRAFT RC ISSUE
B	01/07/24	DRAFT RC ISSUE
C	22/07/24	DRAFT RC ISSUE
D	22/07/24	RC ISSUE
E	09/12/24	DESIGN UPDATE RC RFI 1

Notes

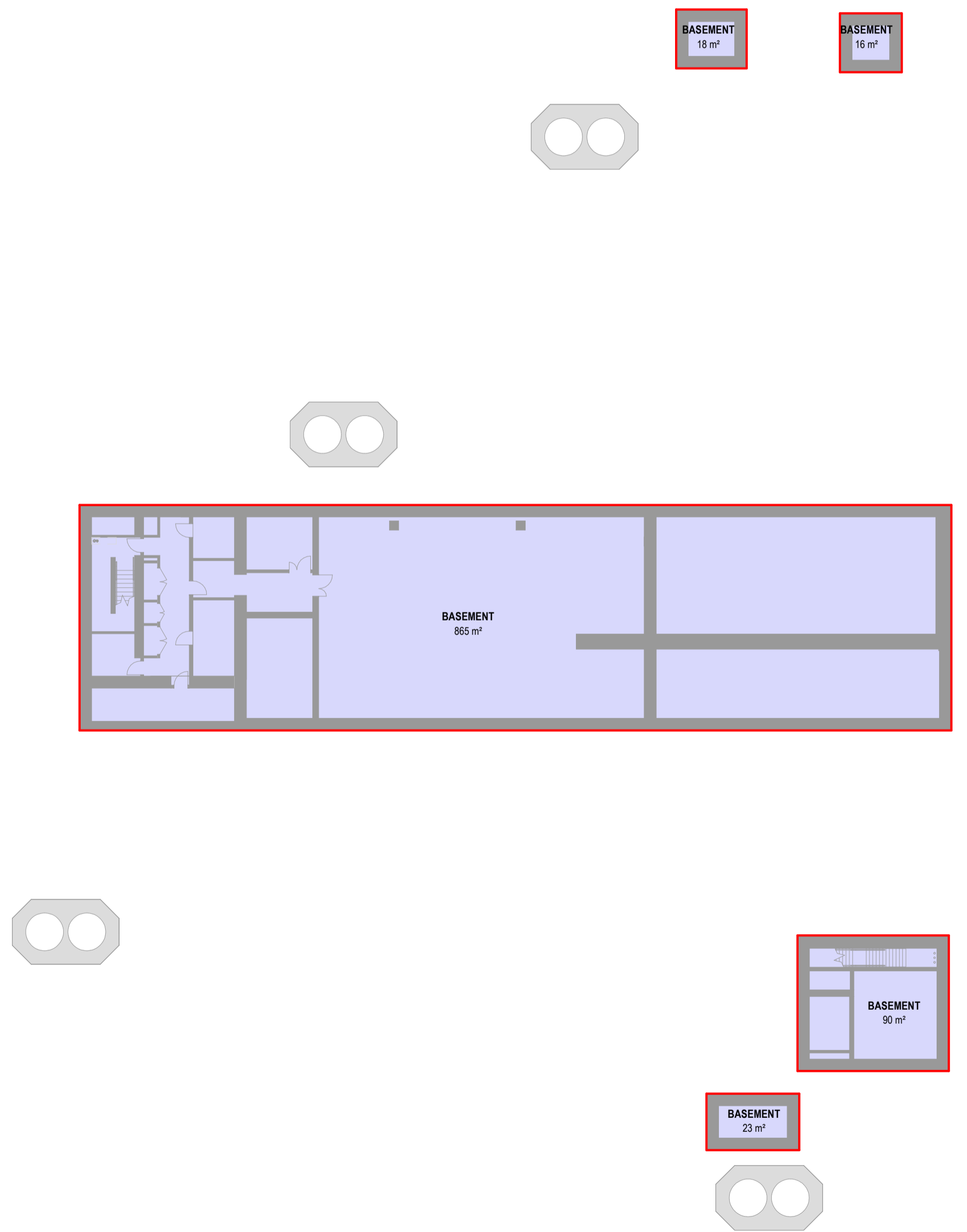
COMMERCIAL IN CONFIDENCE

AFA PLAN KEY:

	INCLUDED IN AFA
	EXCLUDED FROM AFA
	INTERIOR PUBLIC VOID - EXCLUDED FROM AFA
	EXTERIOR - EXCLUDED FROM AFA

AFA SCHEDULE - DTW B06				
SPACE NAME	BUILDING	LEVEL	AREA	REF

AFA SCHEDULE - DTW B05				
SPACE NAME	BUILDING	LEVEL	AREA	REF



Consultants

- RCP
Project Manager
- RLB
Quantity Surveyor
- HOLMES
Structural Engineer
- MOTT MAC DONALD
Services Engineer
- CROSSFIRE
Fire Engineer
- TONKIN + TAYLOR
Civil Engineer
- FLOW
Traffic Engineer

Client



Warren and Mahoney Architects New Zealand Ltd

Ground Floor, Mason Bros.
139 Pakenham Street West
Wynyard Quarter
Auckland 1010
New Zealand
Phone + 64 9 309 4894

Registered Architects and Designers
www.warrenandmahoney.com

Project Title

DOWNTOWN WEST

2 LOWER HOBSON STREET,
AUCKLAND CBD, AUCKLAND 1010

Drawing Title

**AFA AREA PLAN -
DTW BUILDING B06 -
B05**

Drawing Status

**RESOURCE CONSENT
ISSUE RFI 1**

Drawing Details

Scale	As indicated@ A1
Date	09/12/24
Job No	9234
Drawn	WAM
Checked	WAM

Drawing No

RC05-0401

Revision

E

AFA PLAN - DTW LEVEL B-06

1:250

AFA PLAN - DTW LEVEL B-05

1:250

All dimension to be verified on site before producing shop drawings or commencing any work. Do not scale. The copyright of this drawing remains with Warren and Mahoney Architects New Zealand Ltd.

Revisions

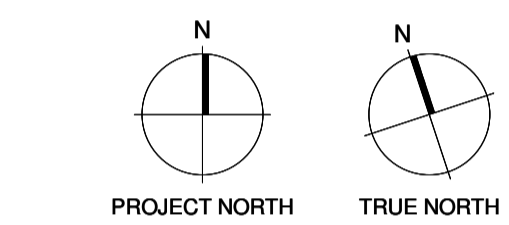
- A 07/06/24 DRAFT RC ISSUE
- B 01/07/24 DRAFT RC ISSUE
- C 22/07/24 DRAFT RC ISSUE
- D 22/07/24 RC ISSUE
- E 09/12/24 DESIGN UPDATE RC RFI 1

Notes

COMMERCIAL IN CONFIDENCE

AFA PLAN KEY:

	INCLUDED IN AFA
	EXCLUDED FROM AFA
	INTERIOR PUBLIC VOID - EXCLUDED FROM AFA
	EXTERIOR - EXCLUDED FROM AFA



Consultants

- RCP
Project Manager
- RLB
Quantity Surveyor
- HOLMES
Structural Engineer
- MOTT MAC DONALD
Services Engineer
- CROSSFIRE
Fire Engineer
- TONKIN + TAYLOR
Civil Engineer
- FLOW
Traffic Engineer

Client



Warren and Mahoney Architects New Zealand Ltd

Ground Floor, Mason Bros.
139 Pakenham Street West
Wynyard Quarter
Auckland 1010
New Zealand
Phone + 64 9 309 4894

Registered Architects and Designers
www.warrenandmahoney.com

Project Title

DOWNTOWN WEST

2 LOWER HOBSON STREET,
AUCKLAND CBD, AUCKLAND 1010

Drawing Title

**AFA AREA PLAN -
DTW BUILDING B04 -
B03**

Drawing Status

**RESOURCE CONSENT
ISSUE**

Drawing Details

Scale	1:250 @ A1
Date	09/12/24
Job No	9234
Drawn	WAM
Checked	WAM

Drawing No **Revision**

RC05-0402 **(E)**

WARREN AND MAHONEY

AFA SCHEDULE - DTW B04				
SPACE NAME	BUILDING	LEVEL	AREA	REF

AFA SCHEDULE - DTW B03				
SPACE NAME	BUILDING	LEVEL	AREA	REF



AFA PLAN - DTW LEVEL B-04

1:250

AFA PLAN - DTW LEVEL B-03





1:250

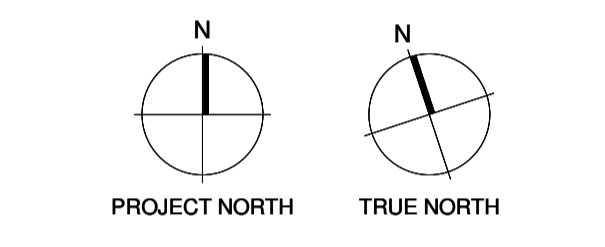
All dimension to be verified on site before producing shop drawings or commencing any work. Do not scale. The copyright of this drawing remains with Warren and Mahoney Architects New Zealand Ltd.

Revisions
 A 07/06/24 DRAFT RC ISSUE
 B 01/07/24 DRAFT RC ISSUE
 C 22/07/24 DRAFT RC ISSUE
 D 22/07/24 RC ISSUE
 E 09/12/24 DESIGN UPDATE RC RFI 1

Notes
 COMMERCIAL IN CONFIDENCE

AFA PLAN KEY:

	INCLUDED IN AFA
	EXCLUDED FROM AFA
	INTERIOR PUBLIC VOID - EXCLUDED FROM AFA
	EXTERIOR - EXCLUDED FROM AFA



Consultants
 RCP
 Project Manager
 RLB
 Quantity Surveyor
 HOLMES
 Structural Engineer
 MOTT MAC DONALD
 Services Engineer
 CROSSFIRE
 Fire Engineer
 TONKIN + TAYLOR
 Civil Engineer
 FLOW
 Traffic Engineer



Warren and Mahoney Architects New Zealand Ltd
 Ground Floor, Mason Bros.
 139 Pakenham Street West
 Wynyard Quarter
 Auckland 1010
 New Zealand
 Phone + 64 9 309 4894

Registered Architects and Designers
www.warrenandmahoney.com

Project Title
 DOWNTOWN WEST

2 LOWER HOBSON STREET,
 AUCKLAND CBD, AUCKLAND 1010

Drawing Title
 AFA AREA PLAN -
 DTW BUILDING B02 -
 B01

Drawing Status
 RESOURCE CONSENT
 ISSUE

Drawing Details

Scale	1:250 @ A1
Date	09/12/24
Job No	9234
Drawn	WAM
Checked	WAM

Drawing No RC05-0403
Revision E

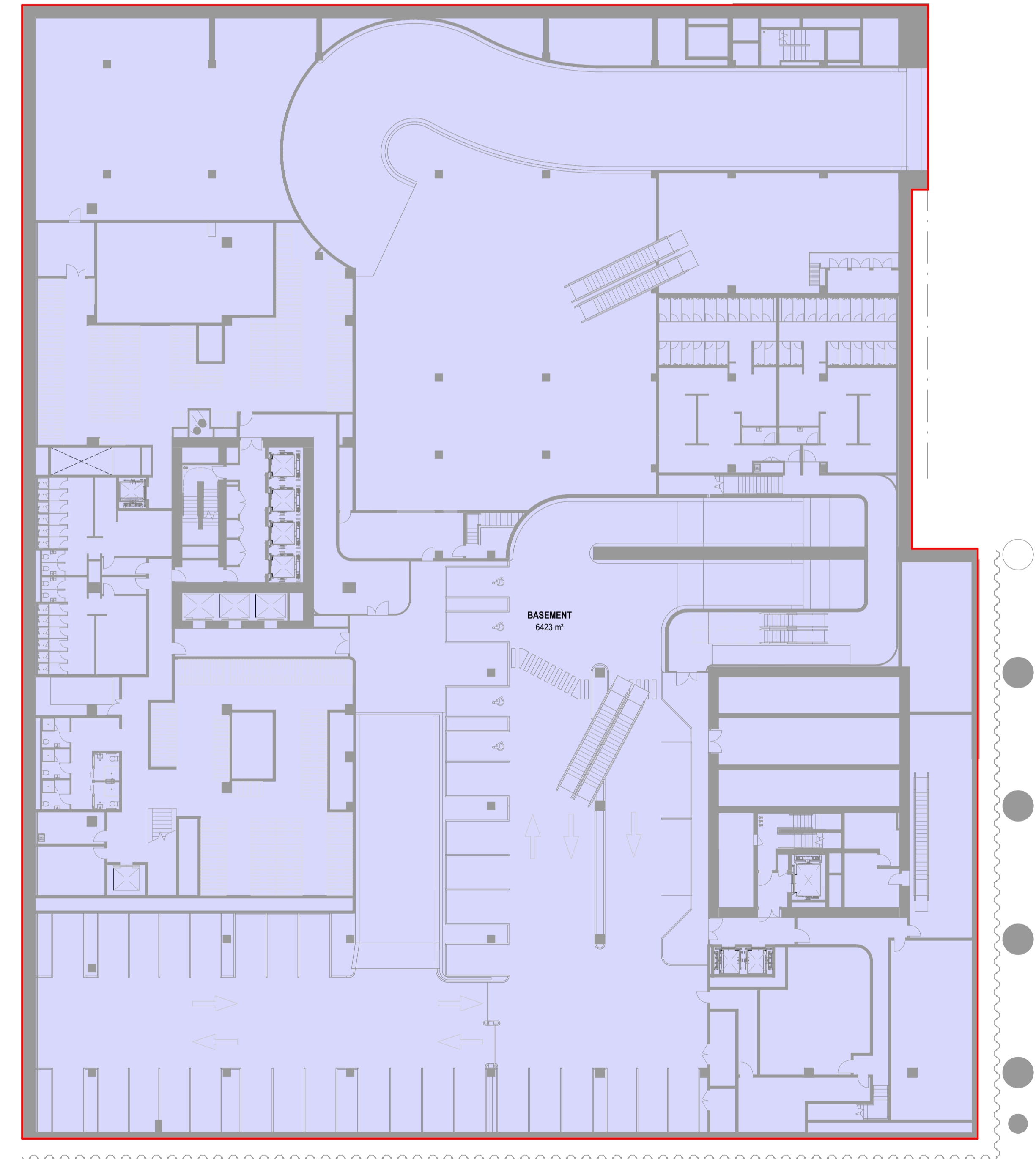
WARREN AND MAHONEY

AFA SCHEDULE - DTW B02

SPACE NAME	BUILDING	LEVEL	AREA	REF
------------	----------	-------	------	-----

AFA SCHEDULE - DTW B01

SPACE NAME	BUILDING	LEVEL	AREA	REF
------------	----------	-------	------	-----



AFA PLAN - DTW LEVEL B-02

1:250

AFA PLAN - DTW LEVEL B-01

1:250

AFA SCHEDULE - DTW L00				
SPACE NAME	BUILDING	LEVEL	AREA	REF
P2 AFA	DTW BUILDING	L-00	1275 m ²	INCLUDED
P1 AFA	DTW BUILDING	L-00	1220 m ²	INCLUDED
P3 AFA	DTW BUILDING	L-00	1369 m ²	INCLUDED
TOTAL AFA			3865 m ²	

AFA SCHEDULE - DTW L00M				
P1 AFA	DTW BUILDING	L-00M	400 m ²	INCLUDED
TOTAL AFA:			400 m ²	

All dimension to be verified on site before producing shop drawings or commencing any work. Do not scale. The copyright of this drawing remains with Warren and Mahoney Architects New Zealand Ltd.

Revisions

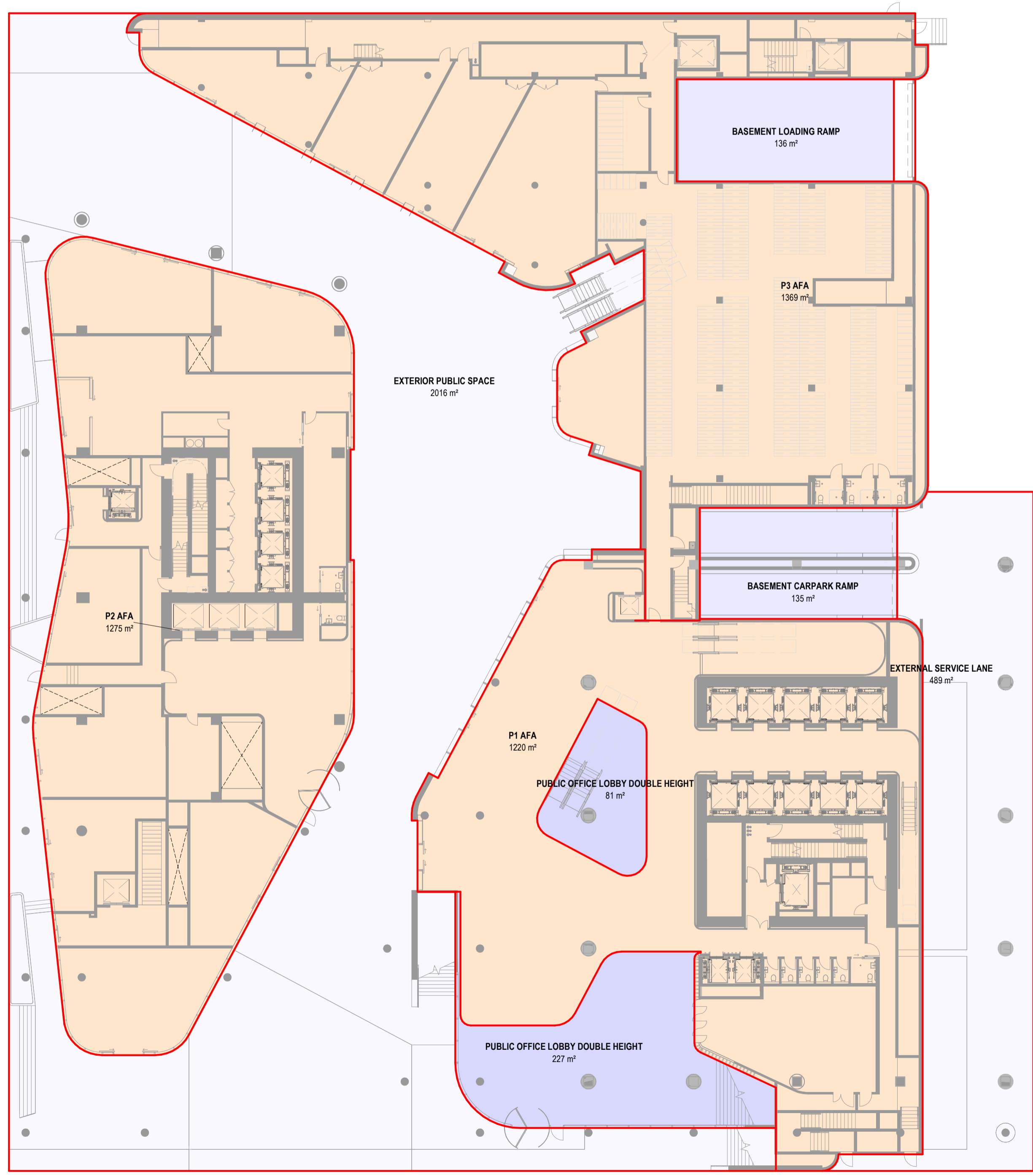
A 07/06/24 DRAFT RC ISSUE
 B 01/07/24 DRAFT RC ISSUE
 C 22/07/24 DRAFT RC ISSUE
 D 22/07/24 RC ISSUE
 E 09/12/24 DESIGN UPDATE RC RFI 1

Notes

COMMERCIAL IN CONFIDENCE

AFA PLAN KEY:

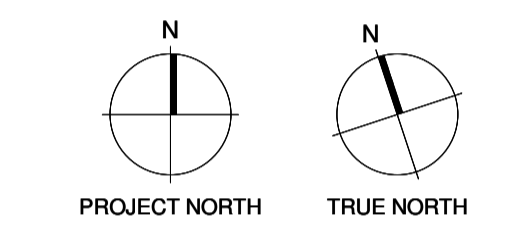
- INCLUDED IN AFA
- EXCLUDED FROM AFA
- INTERIOR PUBLIC VOID - EXCLUDED FROM AFA
- EXTERIOR - EXCLUDED FROM AFA



AFA PLAN - DTW LEVEL L-00
1:250



AFA PLAN - DTW LEVEL L-00M
1:250



Consultants

RCP
Project Manager

RLB
Quantity Surveyor

HOLMES
Structural Engineer

MOTT MAC DONALD
Services Engineer

CROSSFIRE
Fire Engineer

TONKIN + TAYLOR
Civil Engineer

FLOW
Traffic Engineer

Client

Precinct
PROPERTIES NEW ZEALAND

Warren and Mahoney Architects
New Zealand Ltd

Ground Floor, Mason Bros.
139 Pakenham Street West
Wynyard Quarter
Auckland 1010
New Zealand
Phone + 64 9 309 4894

Registered Architects and Designers
www.warrenandmahoney.com

Project Title

DOWNTOWN WEST

2 LOWER HOBSON STREET,
AUCKLAND CBD, AUCKLAND 1010

Drawing Title

**AFA AREA PLAN -
DTW BUILDING L00 -
L00M**

Drawing Status

**RESOURCE CONSENT
ISSUE**

Drawing Details

Scale 1:250 @ A1
 Date 09/12/24
 Job No 9234
 Drawn WAM
 Checked WAM

Drawing No RC05-0404
Revision E





WARREN AND MAHONEY

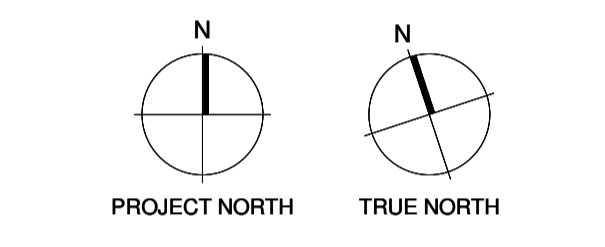
All dimension to be verified on site before producing shop drawings or commencing any work. Do not scale. The copyright of this drawing remains with Warren and Mahoney Architects New Zealand Ltd.

Revisions
 A 07/06/24 DRAFT RC ISSUE
 B 01/07/24 DRAFT RC ISSUE
 C 22/07/24 DRAFT RC ISSUE
 D 22/07/24 RC ISSUE
 E 09/12/24 DESIGN UPDATE RC RFI 1

Notes
 COMMERCIAL IN CONFIDENCE

AFA PLAN KEY:

	INCLUDED IN AFA
	EXCLUDED FROM AFA
	INTERIOR PUBLIC VOID - EXCLUDED FROM AFA
	EXTERIOR - EXCLUDED FROM AFA



Consultants
 RCP
 Project Manager
 RLB
 Quantity Surveyor
 HOLMES
 Structural Engineer
 MOTT MAC DONALD
 Services Engineer
 CROSSFIRE
 Fire Engineer
 TONKIN + TAYLOR
 Civil Engineer
 FLOW
 Traffic Engineer

Client
 Precinct
 PROPERTIES NEW ZEALAND

**Warren and Mahoney Architects
 New Zealand Ltd**
 Ground Floor, Mason Bros.
 139 Pakenham Street West
 Wynyard Quarter
 Auckland 1010
 New Zealand
 Phone + 64 9 309 4894
 Registered Architects and Designers
 www.warrenandmahoney.com
 Project Title

DOWNTOWN WEST
 2 LOWER HOBSON STREET,
 AUCKLAND CBD, AUCKLAND 1010

Drawing Title
 AFA AREA PLAN -
 DTW BUILDING L01 -
 L02

Drawing Status
 RESOURCE CONSENT
 ISSUE
Drawing Details
 Scale 1:250 @ A1
 Date 09/12/24
 Job No 9234
 Drawn WAM
 Checked WAM

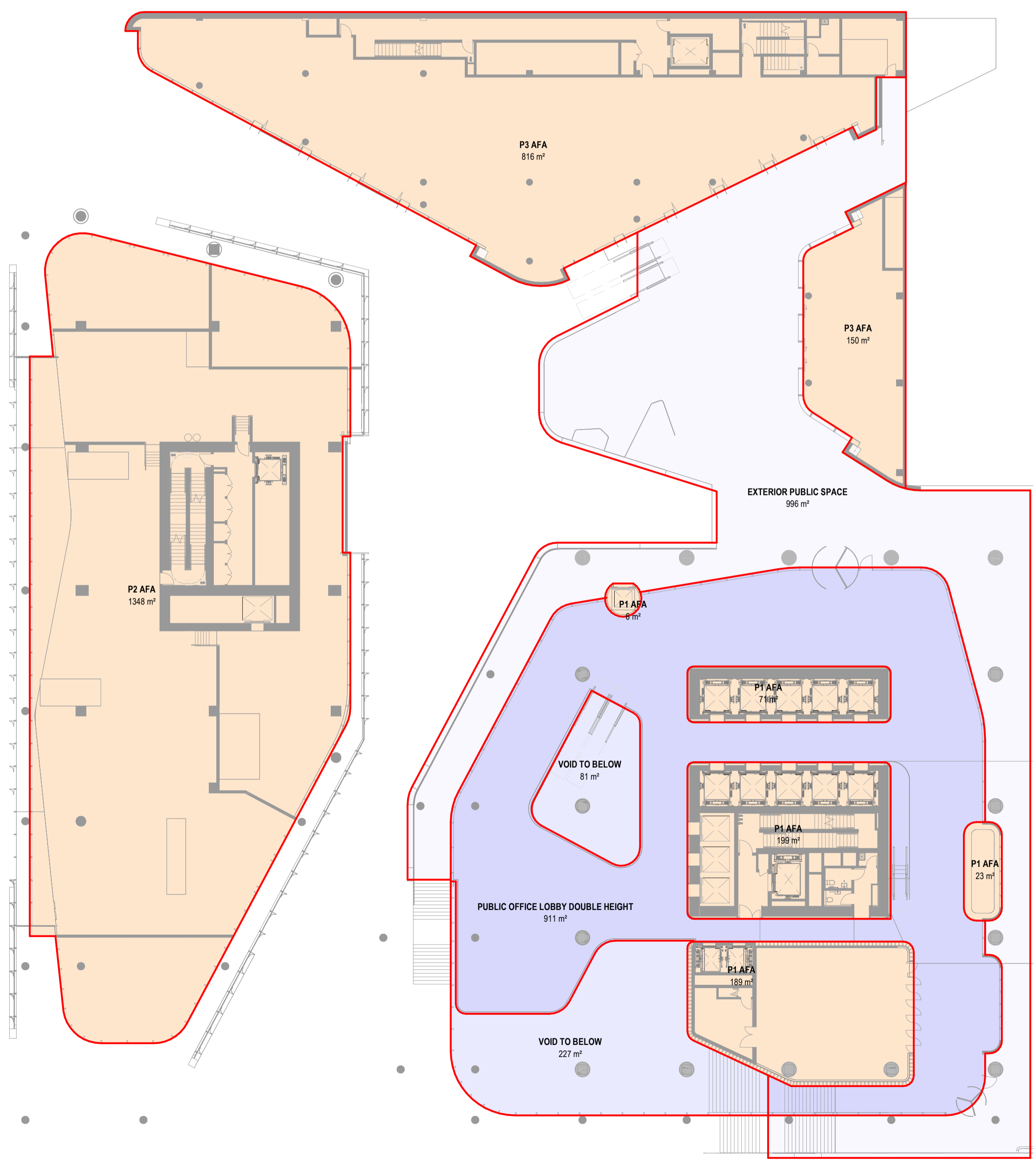
Drawing No RC05-0405
Revision E
 WARREN AND MAHONEY

AFA SCHEDULE - DTW L01

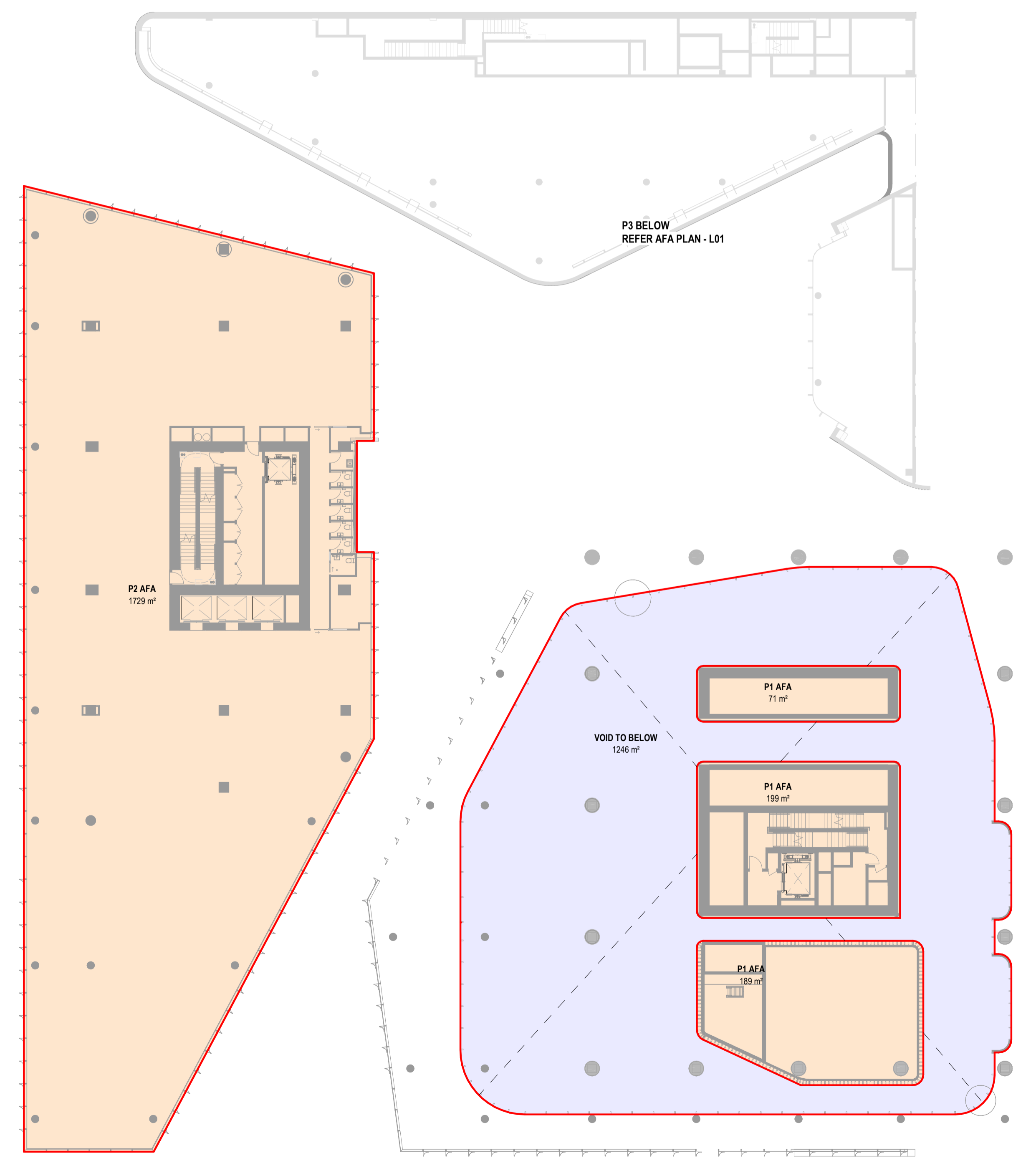
SPACE NAME	BUILDING	LEVEL	AREA	REF
P3 AFA	DTW BUILDING	L-01	150 m ²	INCLUDED
P3 AFA	DTW BUILDING	L-01	816 m ²	INCLUDED
P1 AFA	DTW BUILDING	L-01	189 m ²	INCLUDED
P1 AFA	DTW BUILDING	L-01	71 m ²	INCLUDED
P1 AFA	DTW BUILDING	L-01	199 m ²	INCLUDED
P1 AFA	DTW BUILDING	L-01	23 m ²	INCLUDED
P1 AFA	DTW BUILDING	L-01	6 m ²	INCLUDED
P2 AFA	DTW BUILDING	L-01	1348 m ²	INCLUDED
TOTAL AFA			2803 m²	

AFA SCHEDULE - DTW L02

SPACE NAME	BUILDING	LEVEL	AREA	REF
P1 AFA	DTW BUILDING	L-02	189 m ²	INCLUDED
P1 AFA	DTW BUILDING	L-02	71 m ²	INCLUDED
P2 AFA	DTW BUILDING	L-02	1729 m ²	INCLUDED
P1 AFA	DTW BUILDING	L-02	199 m ²	INCLUDED
TOTAL AFA			2188 m²	



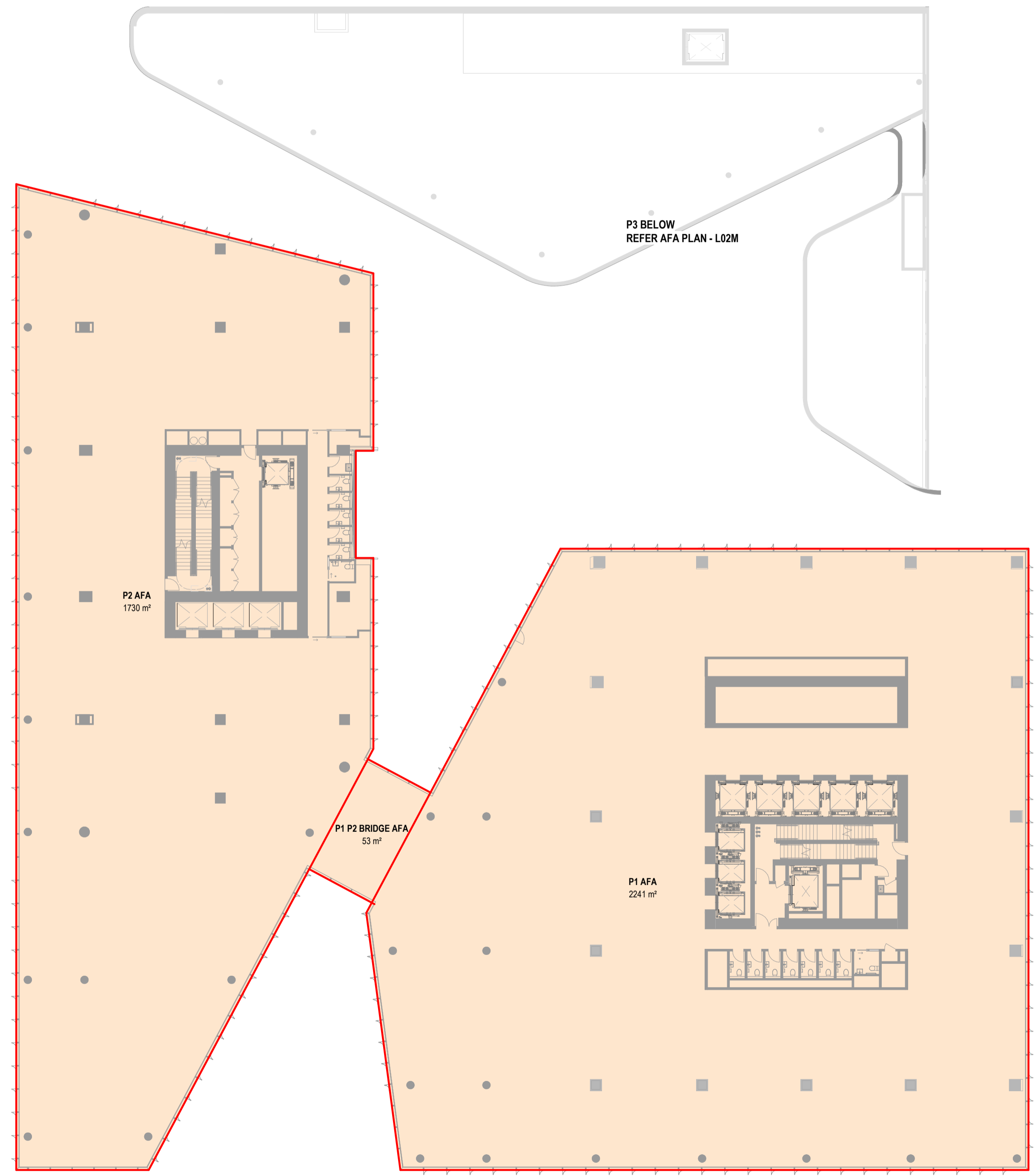
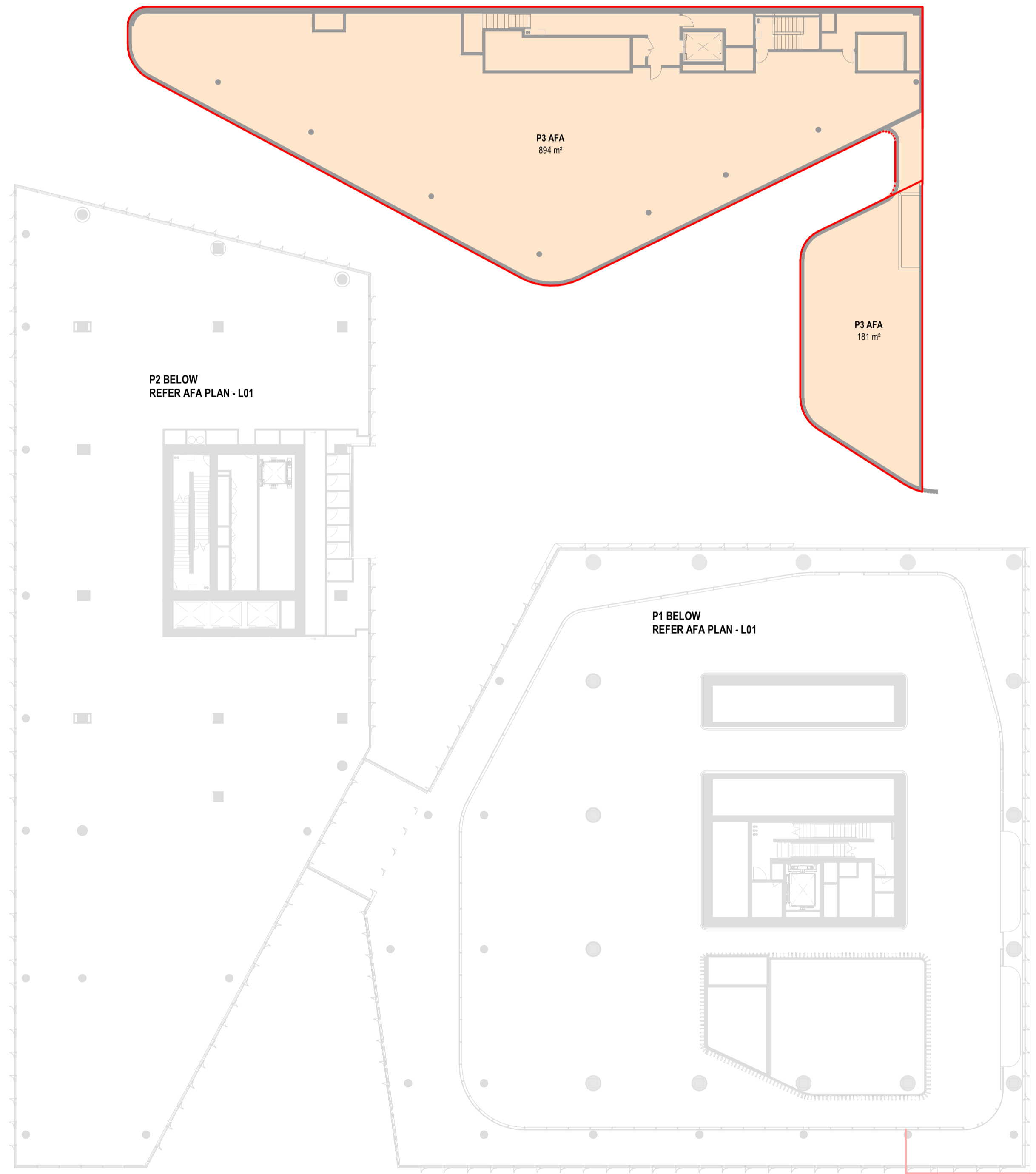
AFA PLAN - DTW LEVEL L-01
 1:250



AFA PLAN - DTW LEVEL L-02
 1:250

AFA SCHEDULE - DTW L02M				
SPACE NAME	BUILDING	LEVEL	AREA	REF
P3 AFA	DTW BUILDING	P3-L-02	894 m ²	INCLUDED
P3 AFA	DTW BUILDING	P3-L-02	181 m ²	INCLUDED
TOTAL AFA			1075 m ²	

AFA SCHEDULE - DTW L03				
SPACE NAME	BUILDING	LEVEL	AREA	REF
P2 AFA	DTW BUILDING	L-03	1730 m ²	INCLUDED
P1 AFA	DTW BUILDING	L-03	2241 m ²	INCLUDED
P1 P2 BRIDGE AFA	DTW BUILDING	L-03	53 m ²	INCLUDED
TOTAL AFA			4024 m ²	



AFA PLAN - DTW LEVEL L-02M
1:250

AFA PLAN - DTW LEVEL L-03
1:250

All dimension to be verified on site before producing shop drawings or commencing any work. Do not scale. The copyright of this drawing remains with Warren and Mahoney Architects New Zealand Ltd.

Revisions

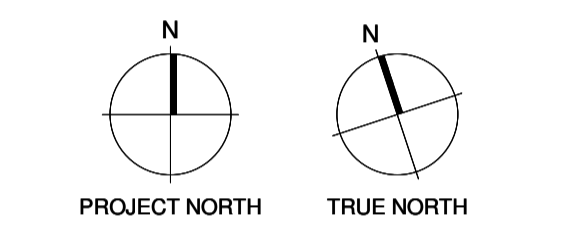
- A 07/06/24 DRAFT RC ISSUE
- B 01/07/24 DRAFT RC ISSUE
- C 22/07/24 DRAFT RC ISSUE
- D 22/07/24 RC ISSUE
- E 09/12/24 DESIGN UPDATE RC RFI 1

Notes

COMMERCIAL IN CONFIDENCE

AFA PLAN KEY:

- INCLUDED IN AFA
- EXCLUDED FROM AFA
- INTERIOR PUBLIC VOID - EXCLUDED FROM AFA
- EXTERIOR - EXCLUDED FROM AFA



Consultants

- RCP Project Manager
- RLB Quantity Surveyor
- HOLMES Structural Engineer
- MOTT MAC DONALD Services Engineer
- CROSSFIRE Fire Engineer
- TONKIN + TAYLOR Civil Engineer
- FLOW Traffic Engineer



Warren and Mahoney Architects New Zealand Ltd

Ground Floor, Mason Bros.
139 Pakenham Street West
Wynyard Quarter
Auckland 1010
New Zealand
Phone + 64 9 309 4894

Registered Architects and Designers
www.warrenandmahoney.com

Project Title

DOWNTOWN WEST

2 LOWER HOBSON STREET,
AUCKLAND CBD, AUCKLAND 1010

Drawing Title

AFA AREA PLAN - DTW BUILDING L02M - L03

Drawing Status

RESOURCE CONSENT ISSUE

Drawing Details

Scale 1:250 @ A1
Date 09/12/24
Job No 9234
Drawn WAM
Checked WAM

Drawing No RC05-0406
Revision E

WARREN AND MAHONEY

All dimension to be verified on site before producing shop drawings or commencing any work. Do not scale. The copyright of this drawing remains with Warren and Mahoney Architects New Zealand Ltd.

Revisions

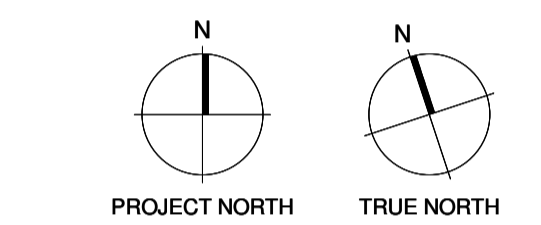
- A 07/06/24 DRAFT RC ISSUE
- B 01/07/24 DRAFT RC ISSUE
- C 22/07/24 DRAFT RC ISSUE
- D 22/07/24 RC ISSUE
- E 09/12/24 DESIGN UPDATE RC RFI 1

Notes

COMMERCIAL IN CONFIDENCE

AFA PLAN KEY:

	INCLUDED IN AFA
	EXCLUDED FROM AFA
	INTERIOR PUBLIC VOID - EXCLUDED FROM AFA
	EXTERIOR - EXCLUDED FROM AFA



Consultants

- RCP
Project Manager
- RLB
Quantity Surveyor
- HOLMES
Structural Engineer
- MOTT MAC DONALD
Services Engineer
- CROSSFIRE
Fire Engineer
- TONKIN + TAYLOR
Civil Engineer
- FLOW
Traffic Engineer

Client



Warren and Mahoney Architects New Zealand Ltd

Ground Floor, Mason Bros.
139 Pakenham Street West
Wynyard Quarter
Auckland 1010
New Zealand
Phone + 64 9 309 4894

Registered Architects and Designers
www.warrenandmahoney.com

Project Title

DOWNTOWN WEST

2 LOWER HOBSON STREET,
AUCKLAND CBD, AUCKLAND 1010

Drawing Title

**AFA AREA PLAN -
DTW BUILDING L04 -
L05**

Drawing Status

**RESOURCE CONSENT
ISSUE**

Drawing Details

Scale	1:250 @ A1
Date	09/12/24
Job No	9234
Drawn	WAM
Checked	WAM

Drawing No **Revision**

RC05-0407 (E)

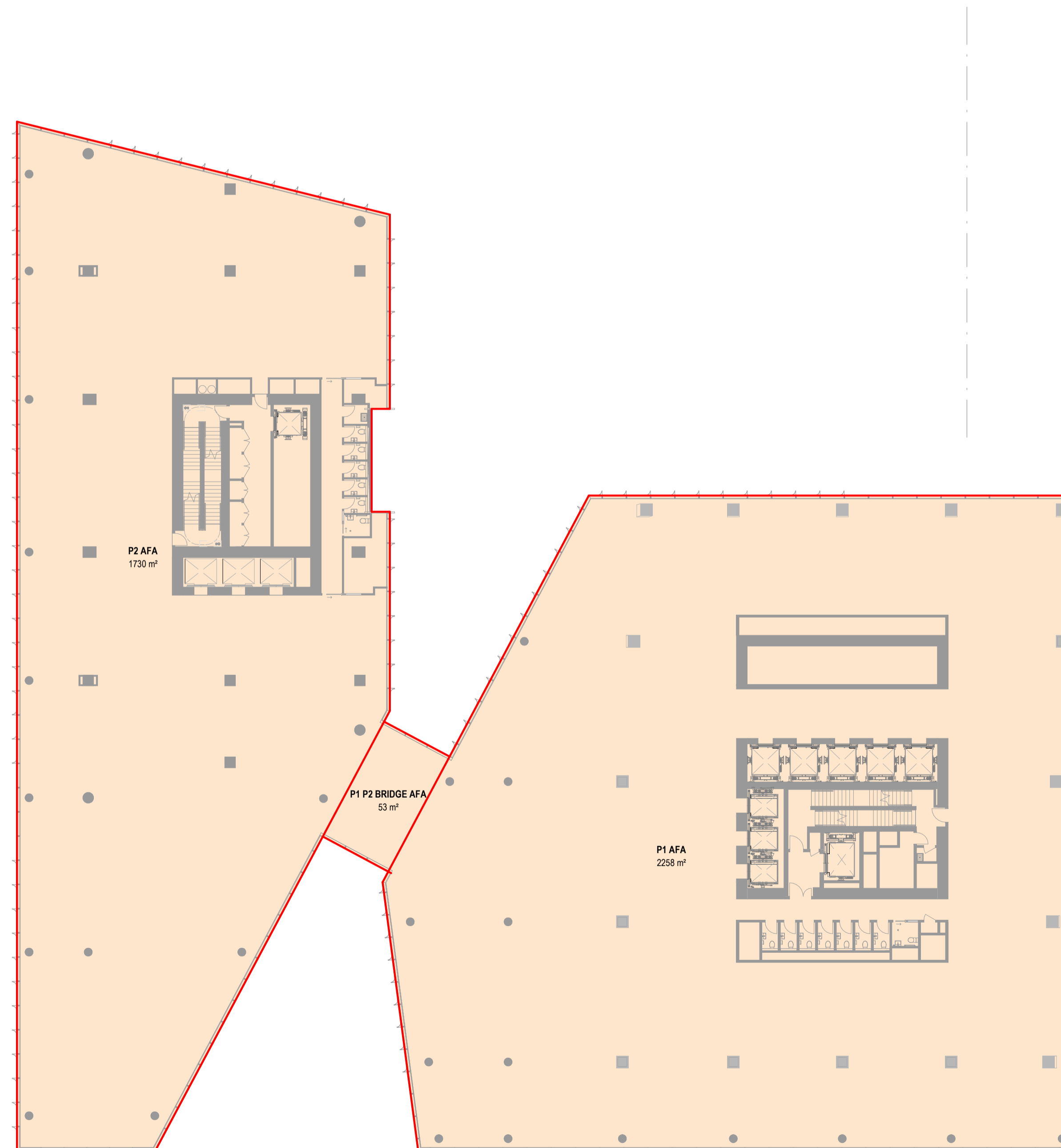
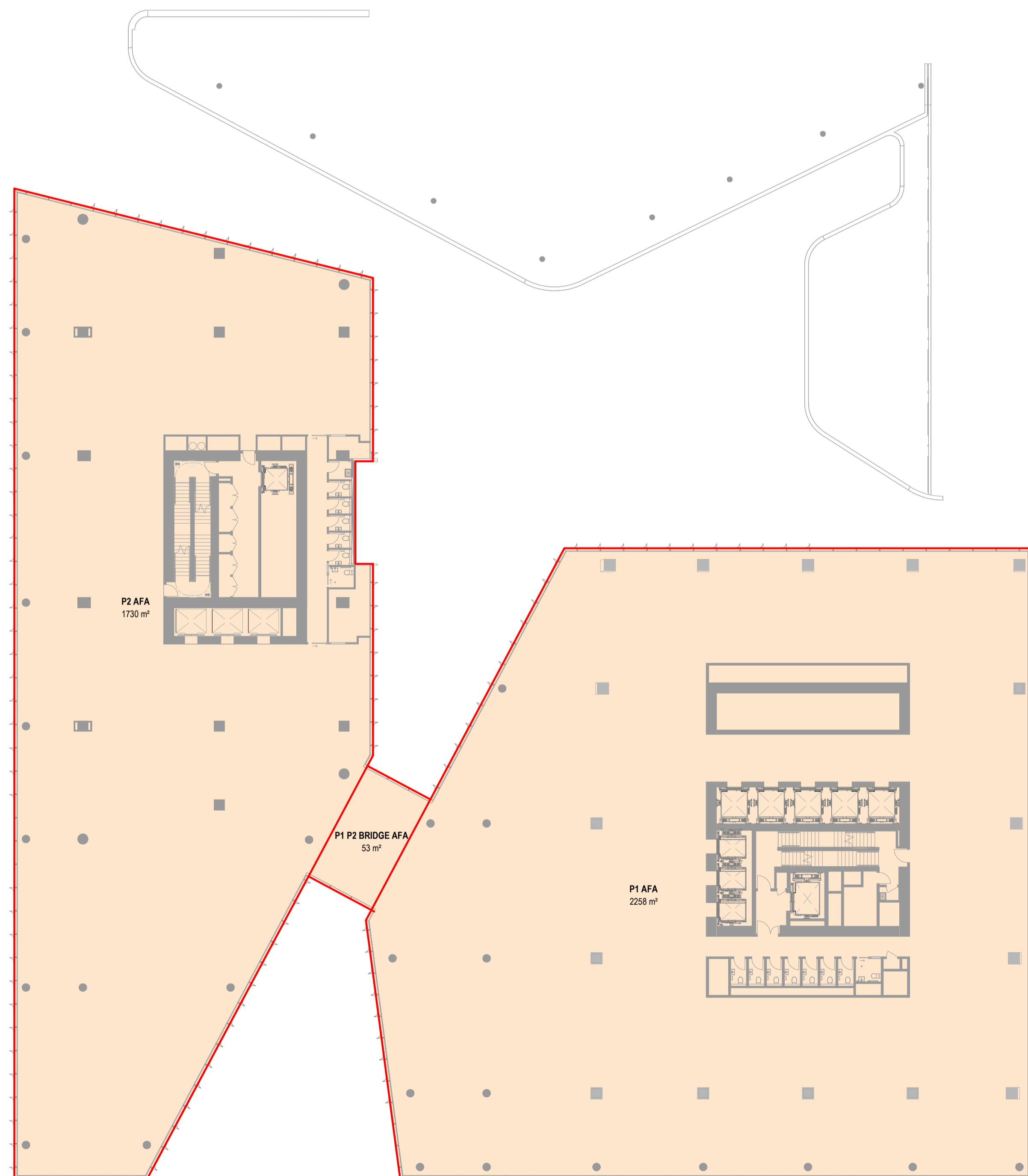
WARREN AND MAHONEY

AFA SCHEDULE - DTW L04

SPACE NAME	BUILDING	LEVEL	AREA	REF
P2 AFA	DTW BUILDING	L-04	1730 m ²	INCLUDED
P1 AFA	DTW BUILDING	L-04	2258 m ²	INCLUDED
P1 P2 BRIDGE AFA	DTW BUILDING	L-04	53 m ²	INCLUDED
TOTAL AFA			4041 m²	

AFA SCHEDULE - DTW L05

SPACE NAME	BUILDING	LEVEL	AREA	REF
P2 AFA	DTW BUILDING	L-05	1730 m ²	INCLUDED
P1 AFA	DTW BUILDING	L-05	2258 m ²	INCLUDED
P1 P2 BRIDGE AFA	DTW BUILDING	L-05	53 m ²	INCLUDED
TOTAL AFA			4042 m²	



AFA PLAN - DTW LEVEL L-04

1:250

AFA PLAN - DTW LEVEL L-05

1:250

All dimension to be verified on site before producing shop drawings or commencing any work. Do not scale. The copyright of this drawing remains with Warren and Mahoney Architects New Zealand Ltd.

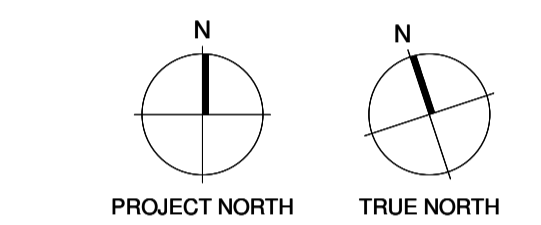
Revisions

- A 07/06/24 DRAFT RC ISSUE
- B 01/07/24 DRAFT RC ISSUE
- C 22/07/24 DRAFT RC ISSUE
- D 22/07/24 RC ISSUE
- E 09/12/24 DESIGN UPDATE RC RFI 1

Notes

COMMERCIAL IN CONFIDENCE

AFA PLAN KEY:	
	INCLUDED IN AFA
	EXCLUDED FROM AFA
	INTERIOR PUBLIC VOID - EXCLUDED FROM AFA
	EXTERIOR - EXCLUDED FROM AFA



Consultants

- RCP
Project Manager
- RLB
Quantity Surveyor
- HOLMES
Structural Engineer
- MOTT MAC DONALD
Services Engineer
- CROSSFIRE
Fire Engineer
- TONKIN + TAYLOR
Civil Engineer
- FLOW
Traffic Engineer



Warren and Mahoney Architects New Zealand Ltd
 Ground Floor, Mason Bros.
 139 Pakenham Street West
 Wynyard Quarter
 Auckland 1010
 New Zealand
 Phone + 64 9 309 4894

Registered Architects and Designers
www.warrenandmahoney.com
Project Title

DOWNTOWN WEST

2 LOWER HOBSON STREET,
 AUCKLAND CBD, AUCKLAND 1010

Drawing Title

**AFA AREA PLAN -
 DTW BUILDING L06 -
 L07**

Drawing Status

**RESOURCE CONSENT
 ISSUE**

Drawing Details

Scale	1:250 @ A1
Date	09/12/24
Job No	9234
Drawn	WAM
Checked	WAM

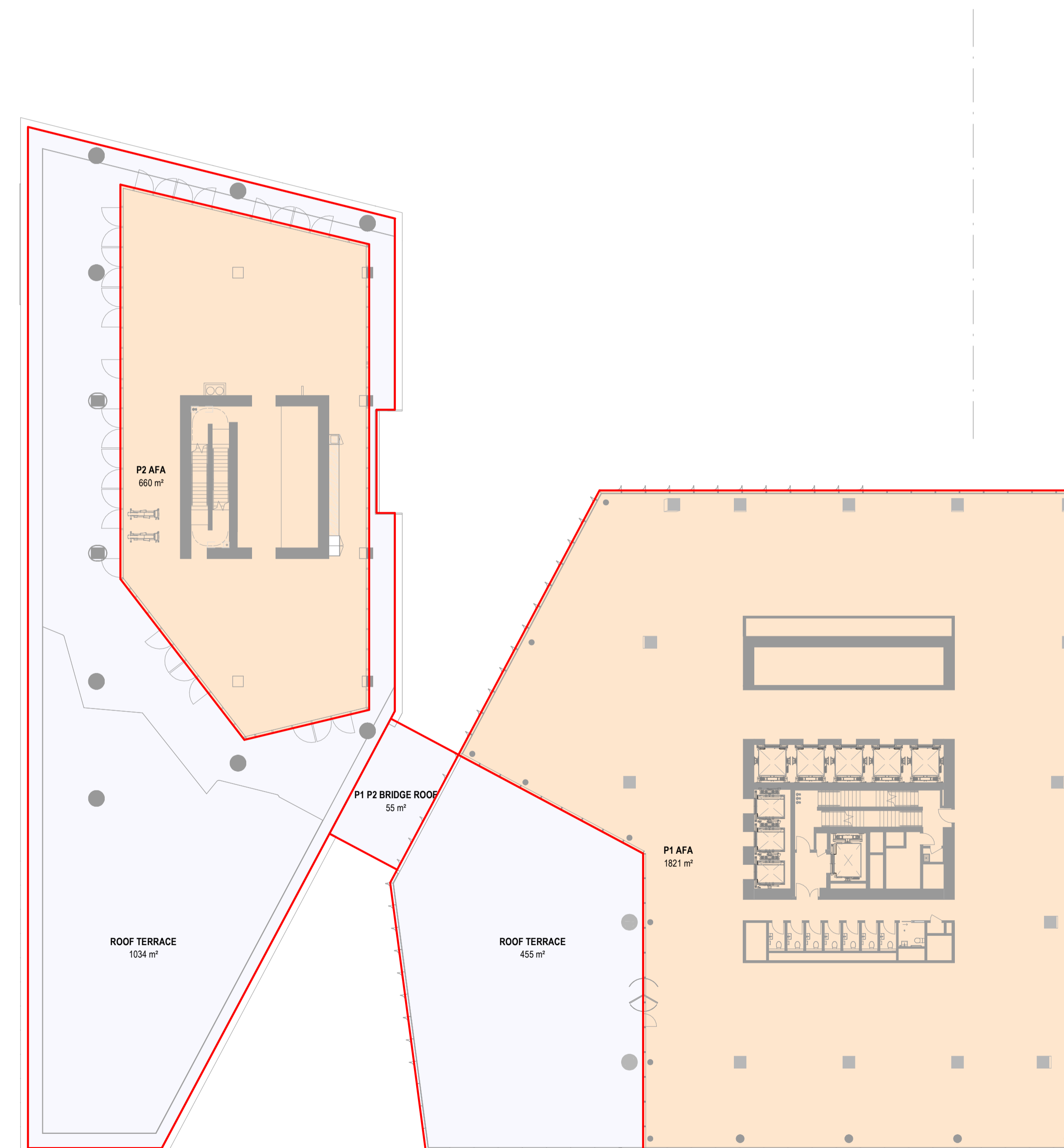
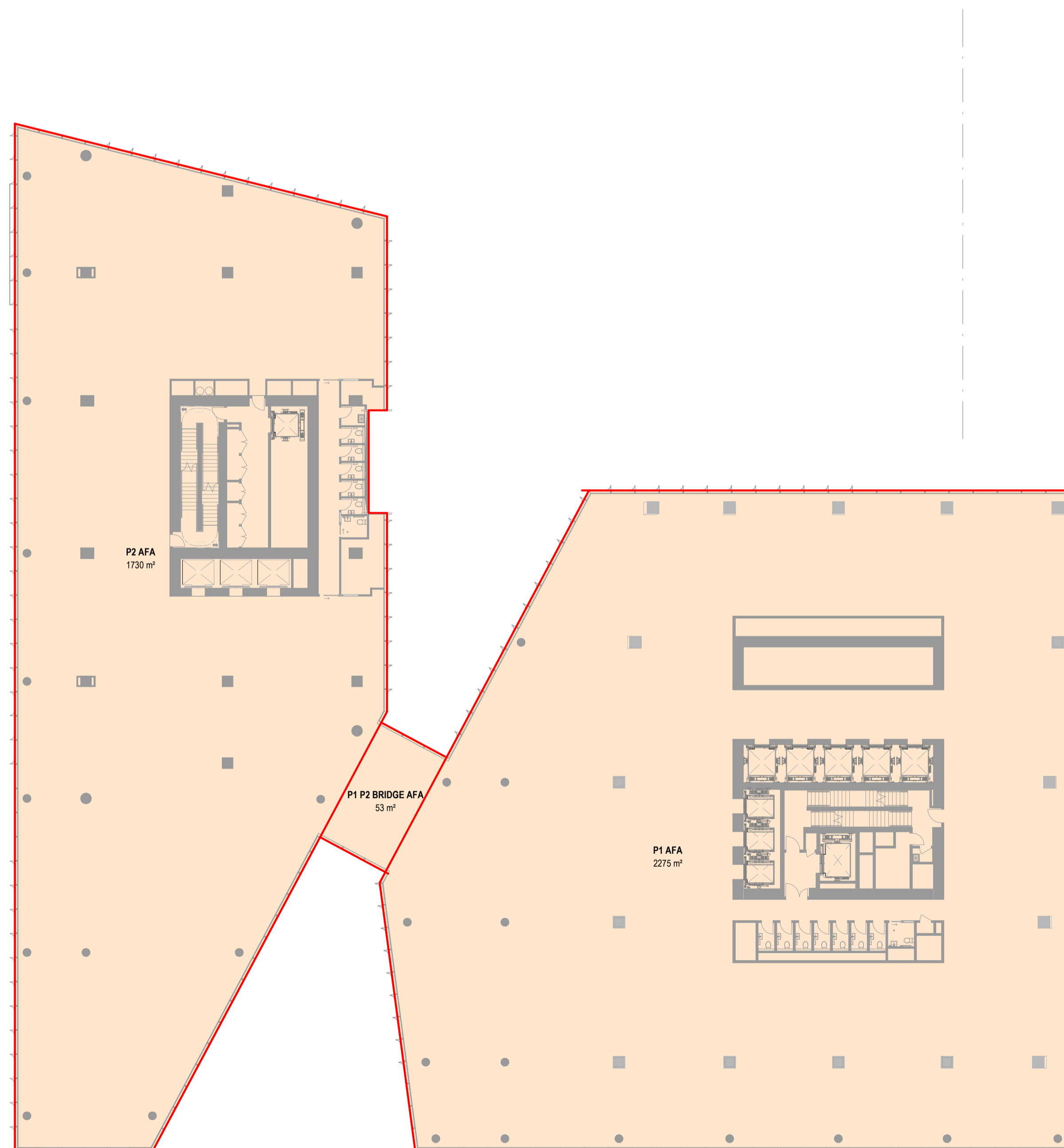
Drawing No **Revision**

RC05-0408 **(E)**

WARREN AND MAHONEY

AFA SCHEDULE - DTW L06				
SPACE NAME	BUILDING	LEVEL	AREA	REF
P2 AFA	DTW BUILDING	L-06	1730 m ²	INCLUDED
P1 AFA	DTW BUILDING	L-06	2275 m ²	INCLUDED
P1 P2 BRIDGE AFA	DTW BUILDING	L-06	53 m ²	INCLUDED
TOTAL AFA			4059 m²	

AFA SCHEDULE - DTW L07				
SPACE NAME	BUILDING	LEVEL	AREA	REF
P2 AFA	DTW BUILDING	L-07	660 m ²	INCLUDED
P1 AFA	DTW BUILDING	L-07	1821 m ²	INCLUDED
TOTAL AFA			2481 m²	



AFA PLAN - DTW LEVEL L-06

1:250

AFA PLAN - DTW LEVEL L-07

1:250

All dimension to be verified on site before producing shop drawings or commencing any work. Do not scale. The copyright of this drawing remains with Warren and Mahoney Architects New Zealand Ltd.

Revisions

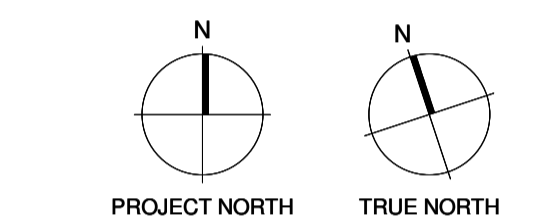
- A 07/06/24 DRAFT RC ISSUE
- B 01/07/24 DRAFT RC ISSUE
- C 22/07/24 DRAFT RC ISSUE
- D 22/07/24 RC ISSUE
- E 09/12/24 DESIGN UPDATE RC RFI 1

Notes

COMMERCIAL IN CONFIDENCE

AFA PLAN KEY:

- INCLUDED IN AFA
- EXCLUDED FROM AFA
- INTERIOR PUBLIC VOID - EXCLUDED FROM AFA
- EXTERIOR - EXCLUDED FROM AFA



Consultants

- RCP Project Manager
- RLB Quantity Surveyor
- HOLMES Structural Engineer
- MOTT MAC DONALD Services Engineer
- CROSSFIRE Fire Engineer
- TONKIN + TAYLOR Civil Engineer
- FLOW Traffic Engineer

Client



Warren and Mahoney Architects New Zealand Ltd

Ground Floor, Mason Bros.
139 Pakenham Street West
Wynyard Quarter
Auckland 1010
New Zealand
Phone + 64 9 309 4894

Registered Architects and Designers
www.warrenandmahoney.com

Project Title

DOWNTOWN WEST

2 LOWER HOBSON STREET,
AUCKLAND CBD, AUCKLAND 1010

Drawing Title

**AFA AREA PLAN -
DTW BUILDING T1
L08 - T1 L12**

Drawing Status

**RESOURCE CONSENT
ISSUE**

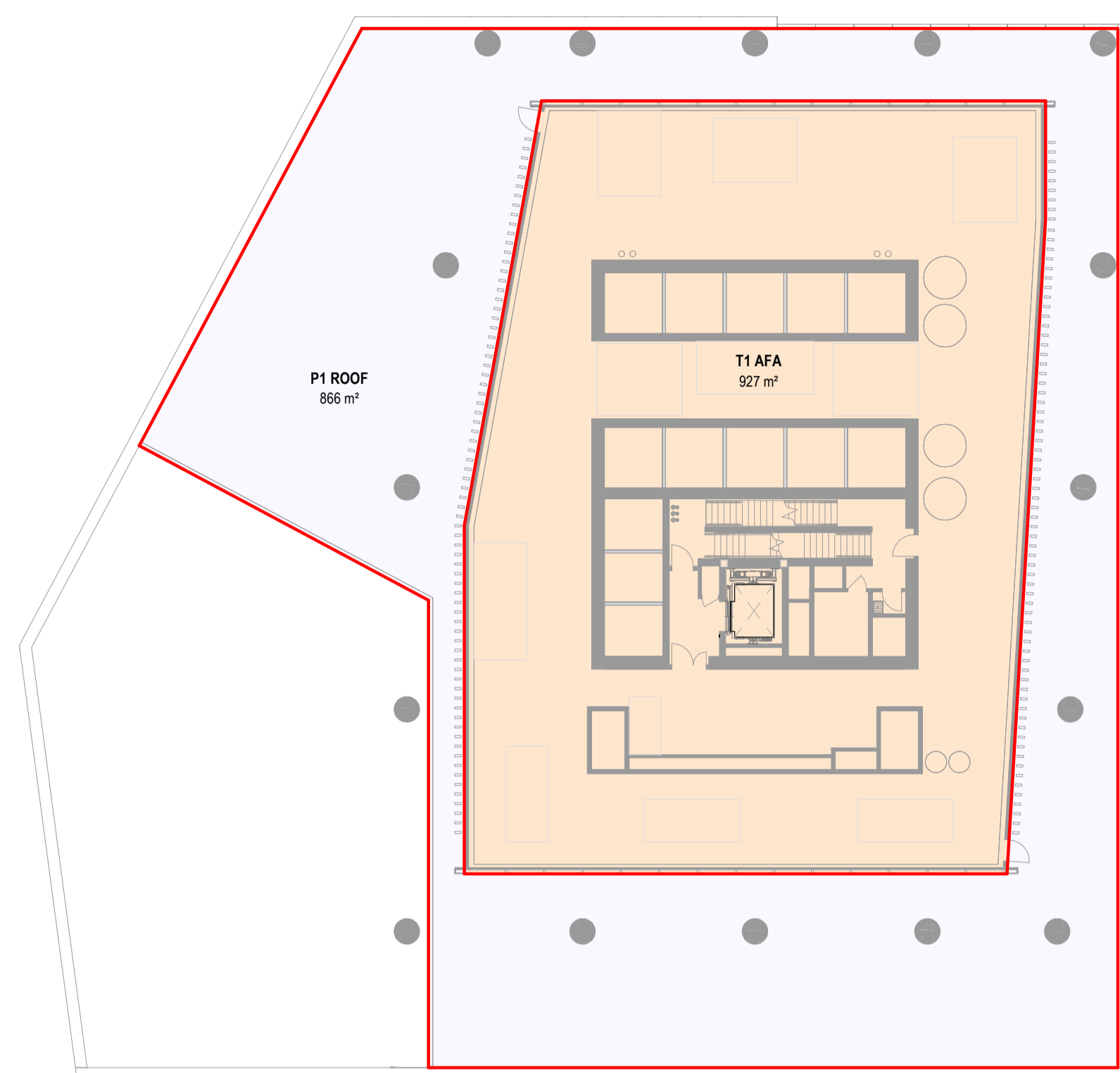
Drawing Details

Scale 1:250 @ A1
Date 09/12/24
Job No 9234
Drawn WAM
Checked WAM

Drawing No **Revision**

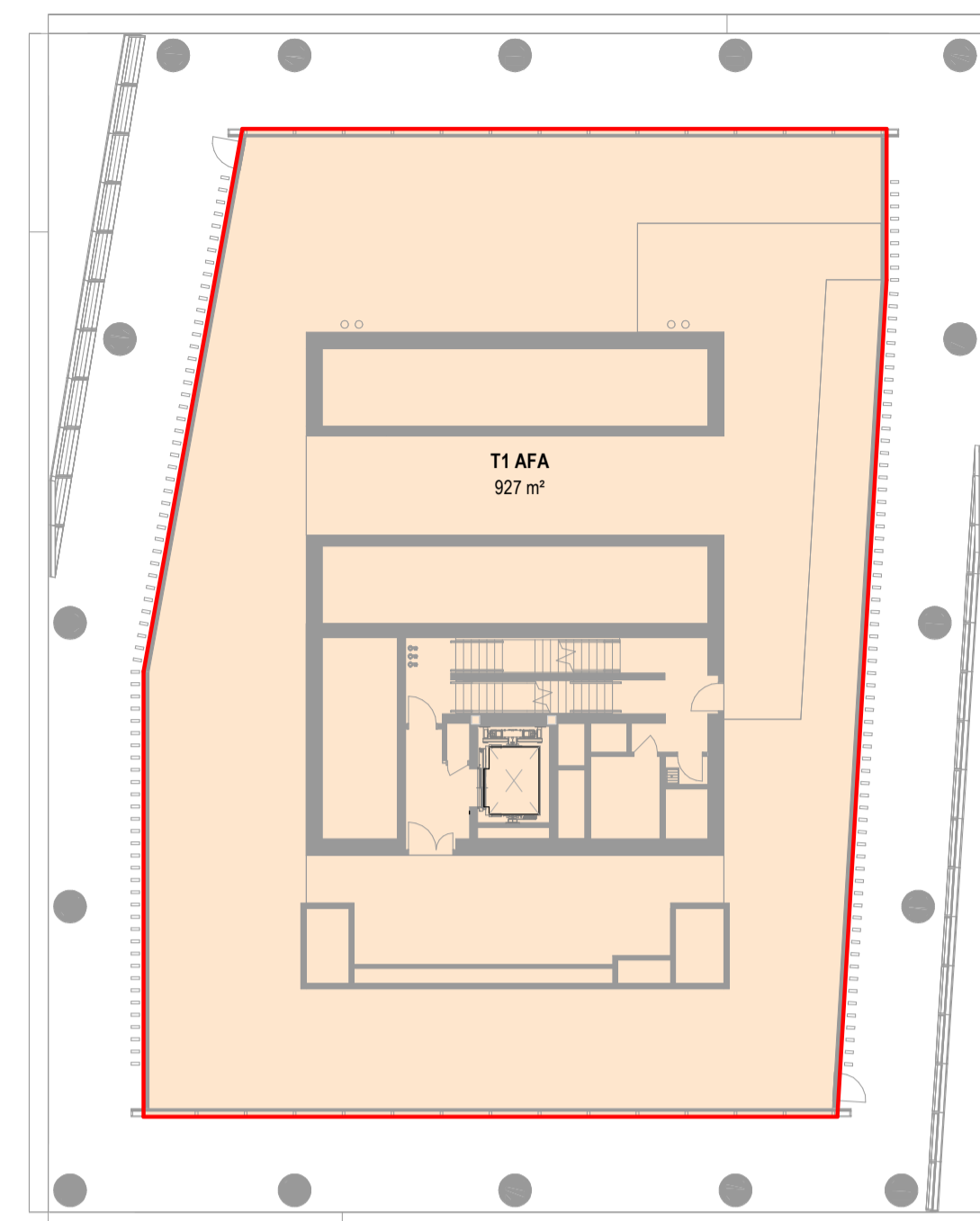
RC05-0409 (E)

WARREN AND MAHONEY



AFA PLAN - DTW LEVEL T1-L-08

1:250



AFA PLAN - DTW LEVEL T1-L-08M

1:250

AFA SCHEDULE - DTW T1-L08				
SPACE NAME	BUILDING	LEVEL	AREA	REF
T1 AFA	DTW BUILDING	T1-L-08	927 m²	INCLUDED
TOTAL AFA			927 m²	

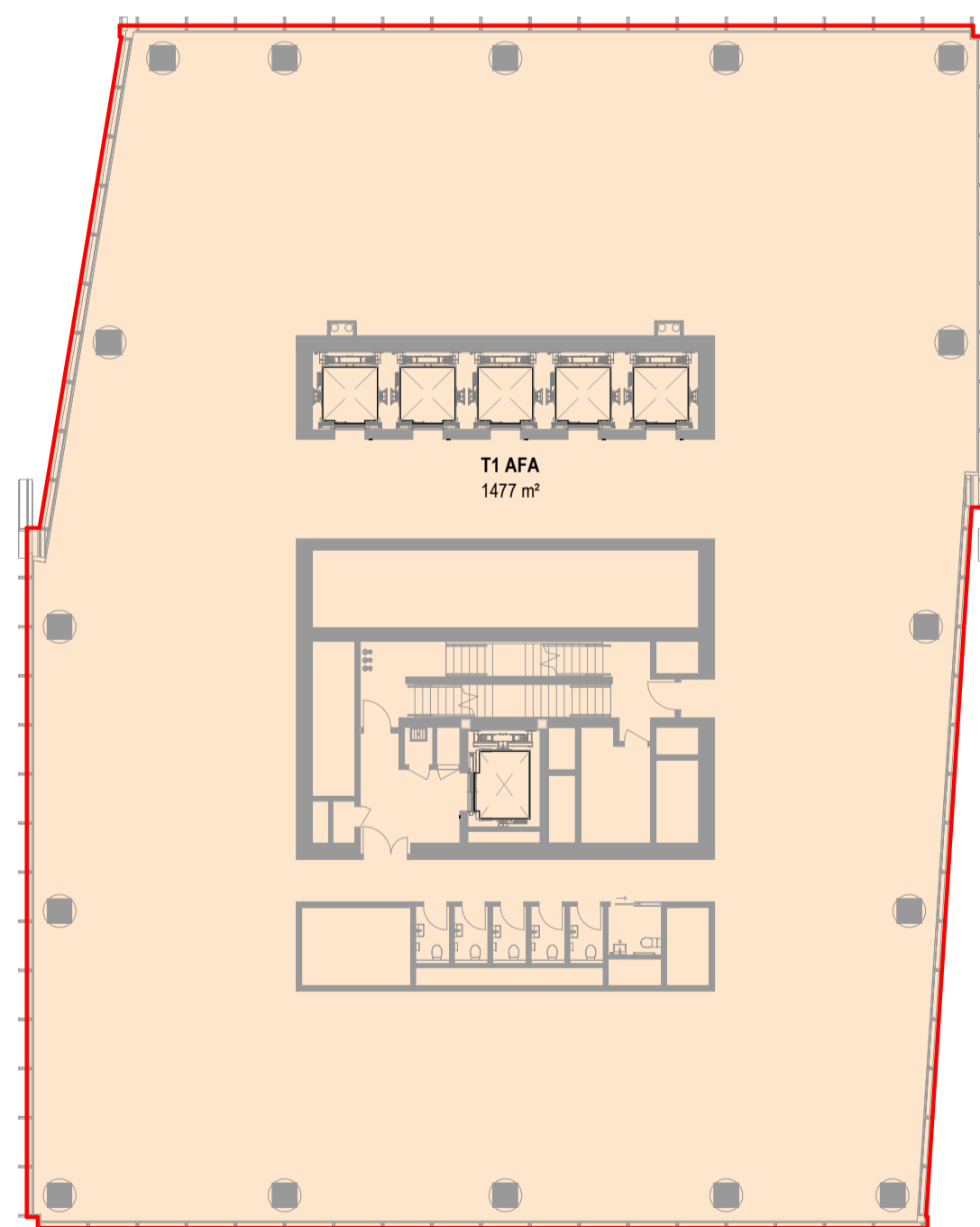
AFA SCHEDULE - DTW T1-L08M				
SPACE NAME	BUILDING	LEVEL	AREA	REF
T1 AFA	DTW BUILDING	T1-L-08M	927 m²	INCLUDED
TOTAL AFA			927 m²	

AFA SCHEDULE - DTW T1-L09				
SPACE NAME	BUILDING	LEVEL	AREA	REF
T1 AFA	DTW BUILDING	T1-L-09	1477 m²	INCLUDED
TOTAL AFA			1477 m²	

AFA SCHEDULE - DTW T1-L10				
SPACE NAME	BUILDING	LEVEL	AREA	REF
T1 AFA	DTW BUILDING	T1-L-10	1492 m²	INCLUDED
TOTAL AFA			1492 m²	

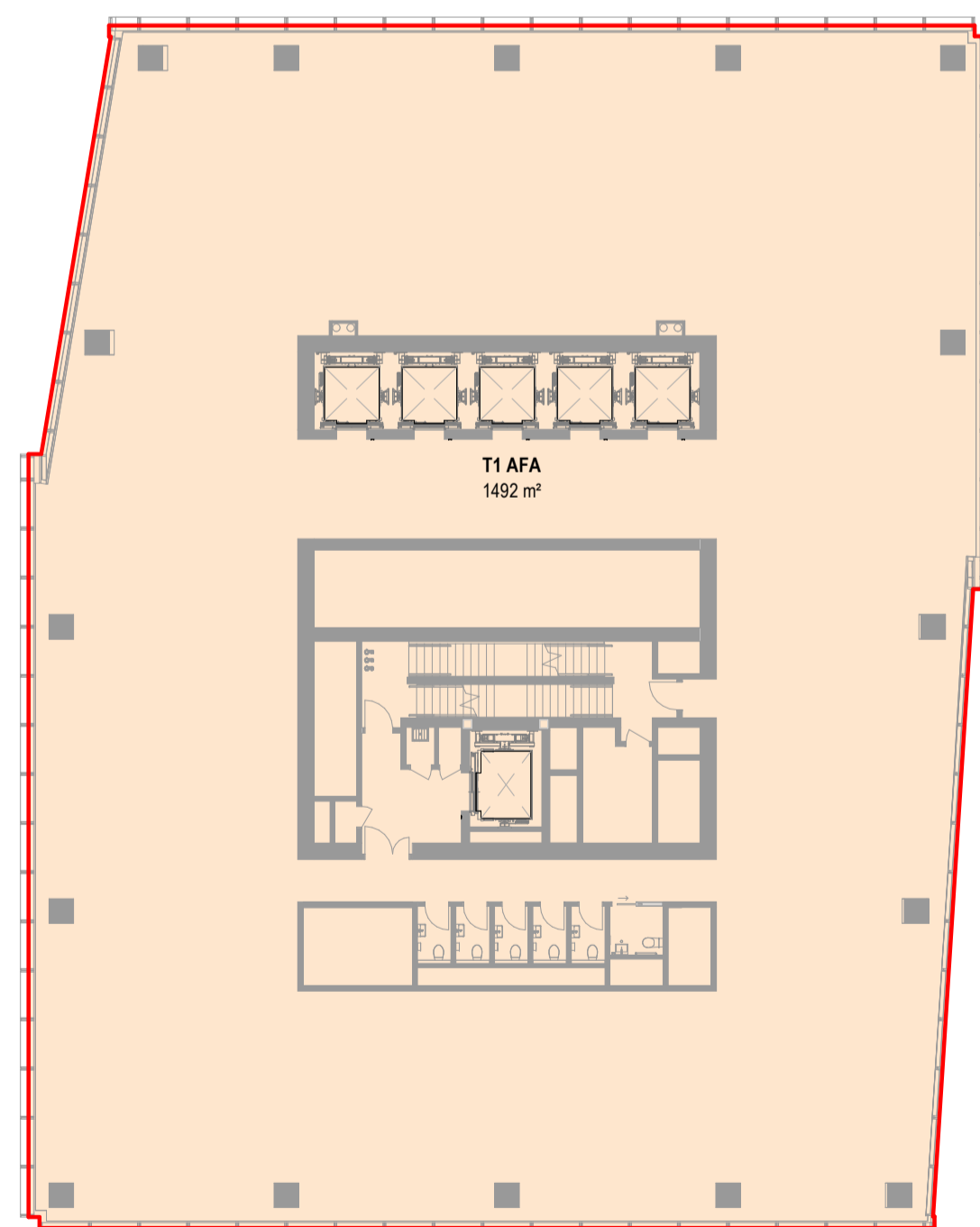
AFA SCHEDULE - DTW T1-L11				
SPACE NAME	BUILDING	LEVEL	AREA	REF
T1 AFA	DTW BUILDING	T1-L-11	1505 m²	INCLUDED
TOTAL AFA			1505 m²	

AFA SCHEDULE - DTW T1-L12				
SPACE NAME	BUILDING	LEVEL	AREA	REF
T1 AFA	DTW BUILDING	T1-L-12	1516 m²	INCLUDED
TOTAL AFA			1516 m²	



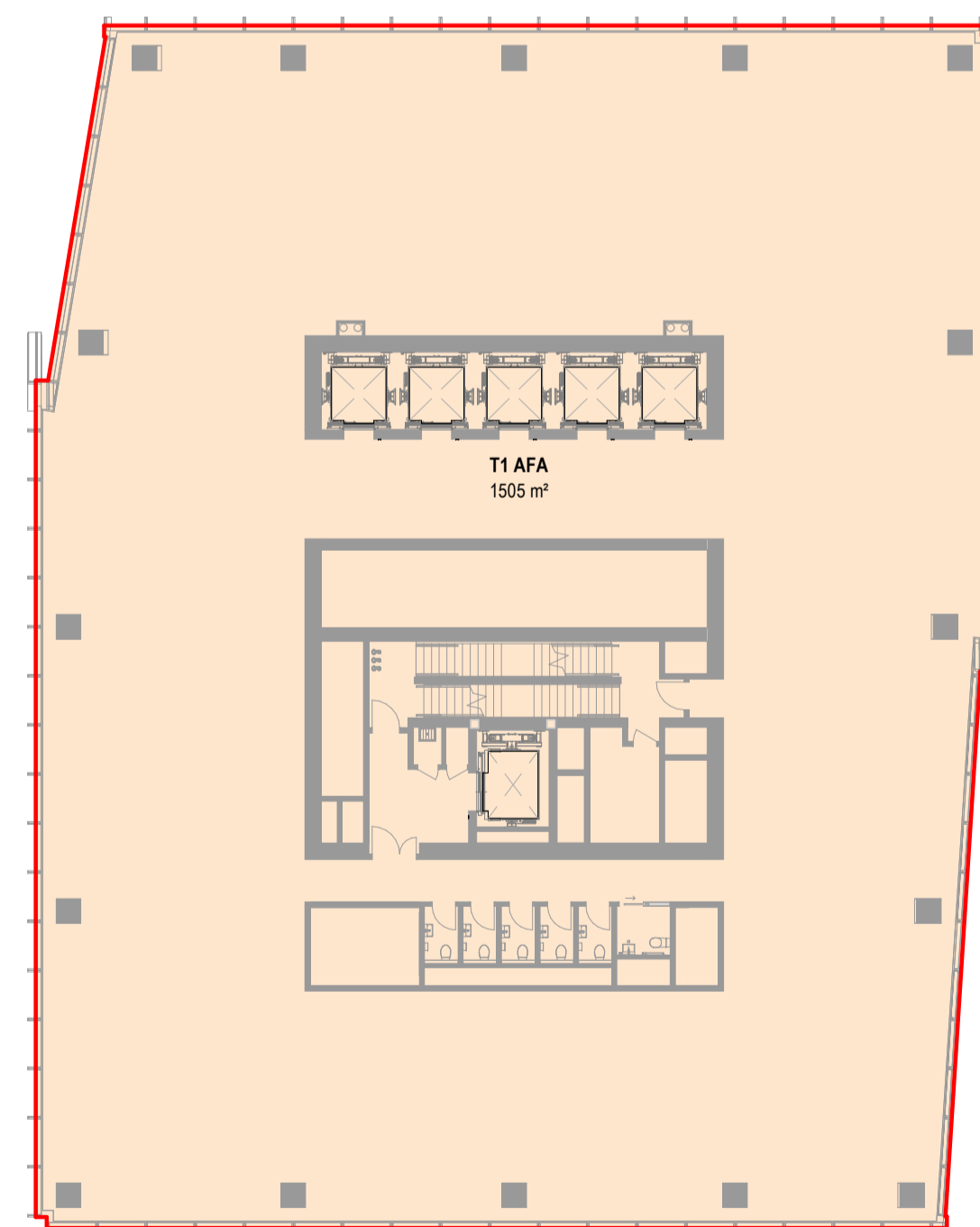
AFA PLAN - DTW LEVEL T1-L-09

1:250



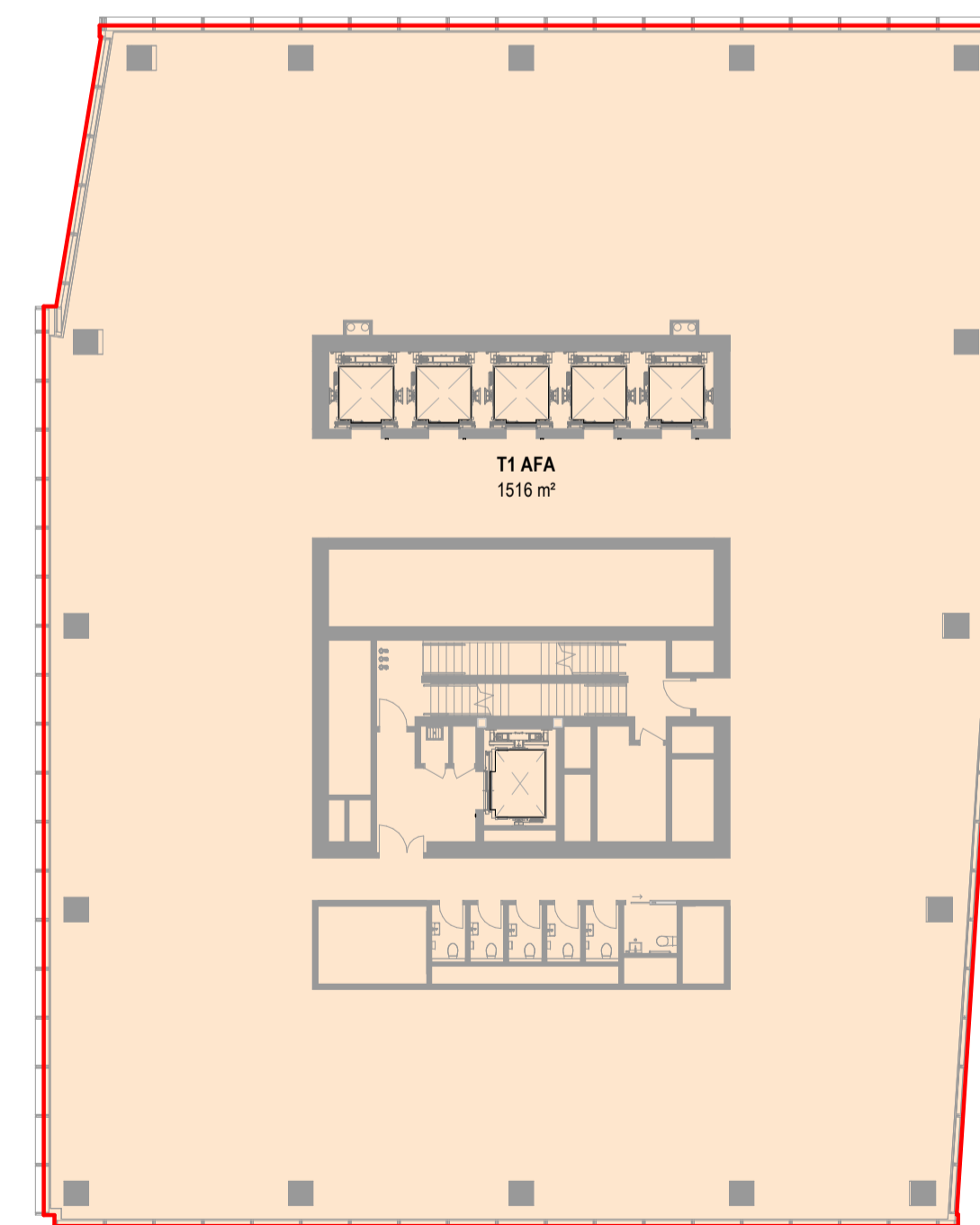
AFA PLAN - DTW LEVEL T1-L-10

1:250



AFA PLAN - DTW LEVEL T1-L-11

1:250



AFA PLAN - DTW LEVEL T1-L-12

1:250

All dimension to be verified on site before producing shop drawings or commencing any work. Do not scale. The copyright of this drawing remains with Warren and Mahoney Architects New Zealand Ltd.





Revisions

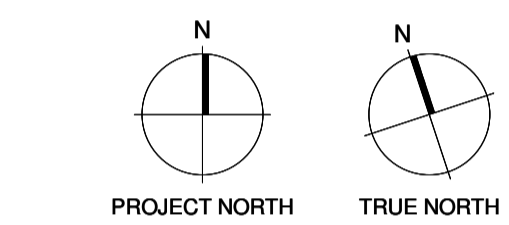
- A 07/06/24 DRAFT RC ISSUE
- B 01/07/24 DRAFT RC ISSUE
- C 22/07/24 DRAFT RC ISSUE
- D 22/07/24 RC ISSUE
- E 09/12/24 DESIGN UPDATE RC RFI 1

Notes

COMMERCIAL IN CONFIDENCE

AFA PLAN KEY:

	INCLUDED IN AFA
	EXCLUDED FROM AFA
	INTERIOR PUBLIC VOID - EXCLUDED FROM AFA
	EXTERIOR - EXCLUDED FROM AFA



Consultants

- RCP
Project Manager
- RLB
Quantity Surveyor
- HOLMES
Structural Engineer
- MOTT MAC DONALD
Services Engineer
- CROSSFIRE
Fire Engineer
- TONKIN + TAYLOR
Civil Engineer
- FLOW
Traffic Engineer

Client



Warren and Mahoney Architects New Zealand Ltd

Ground Floor, Mason Bros.
139 Pakenham Street West
Wynyard Quarter
Auckland 1010
New Zealand
Phone + 64 9 309 4894

Registered Architects and Designers
www.warrenandmahoney.com

Project Title

DOWNTOWN WEST

2 LOWER HOBSON STREET,
AUCKLAND CBD, AUCKLAND 1010

Drawing Title

**AFA AREA PLAN -
DTW BUILDING T1
L13 - T1 L19**

Drawing Status

**RESOURCE CONSENT
ISSUE**

Drawing Details
Scale 1:250 @ A1
Date 09/12/24
Job No 9234
Drawn WAM
Checked WAM

Drawing No RC05-0410
Revision E

WARREN AND MAHONEY

AFA SCHEDULE - DTW T1-L13				
SPACE NAME	BUILDING	LEVEL	AREA	REF
T1 AFA	DTW BUILDING	T1-L-13	1526 m ²	INCLUDED
TOTAL AFA			1526 m ²	

AFA SCHEDULE - DTW T1-L14				
SPACE NAME	BUILDING	LEVEL	AREA	REF
T1 AFA	DTW BUILDING	T1-L-14	1534 m ²	INCLUDED
TOTAL AFA			1534 m ²	

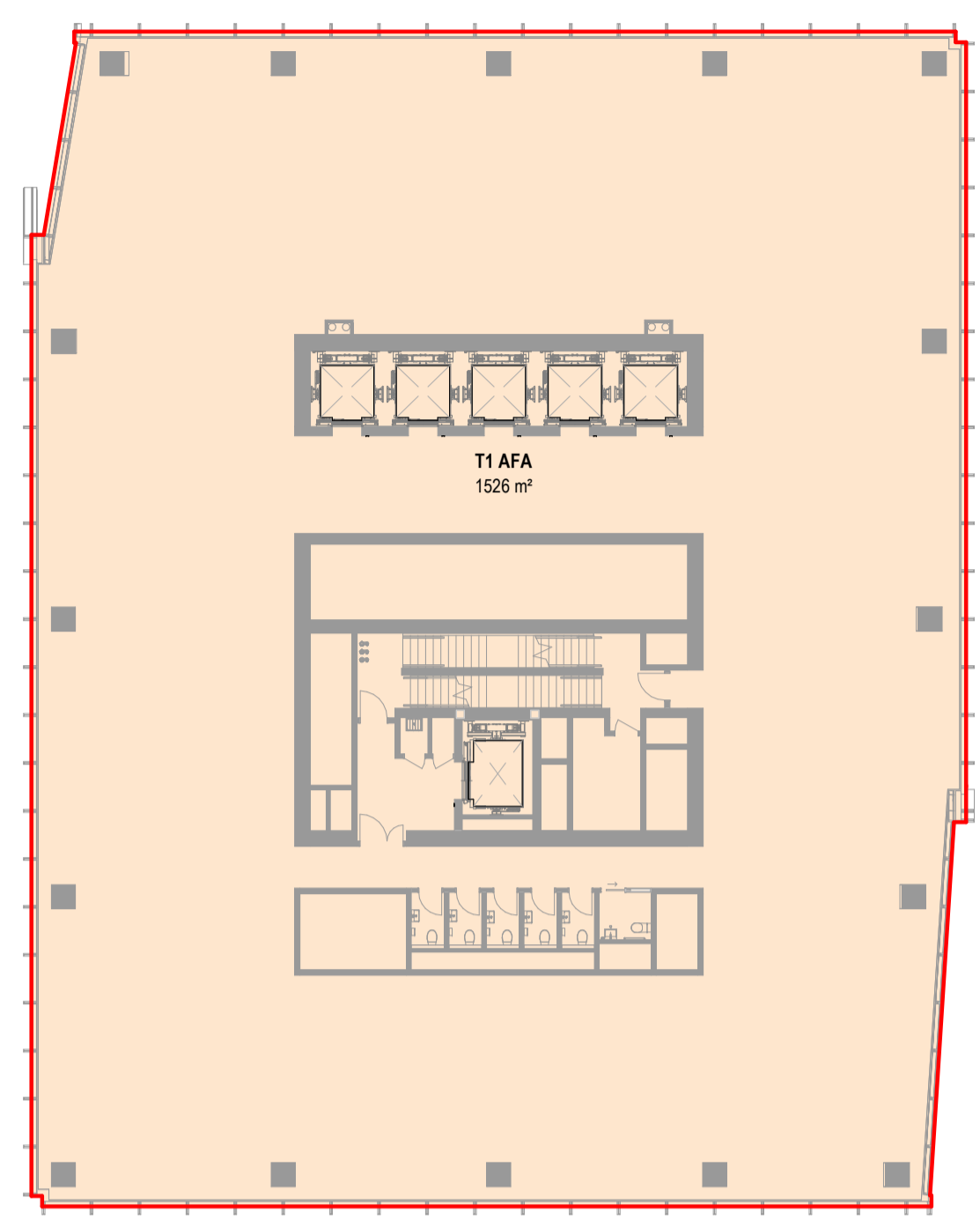
AFA SCHEDULE - DTW T1-L15				
SPACE NAME	BUILDING	LEVEL	AREA	REF
T1 AFA	DTW BUILDING	T1-L-15	1540 m ²	INCLUDED
TOTAL AFA			1540 m ²	

AFA SCHEDULE - DTW T1-L16				
SPACE NAME	BUILDING	LEVEL	AREA	REF
T1 AFA	DTW BUILDING	T1-L-16	1544 m ²	INCLUDED
TOTAL AFA			1544 m ²	

AFA SCHEDULE - DTW T1-L17				
SPACE NAME	BUILDING	LEVEL	AREA	REF
T1 AFA	DTW BUILDING	T1-L-17	1546 m ²	INCLUDED
TOTAL AFA			1546 m ²	

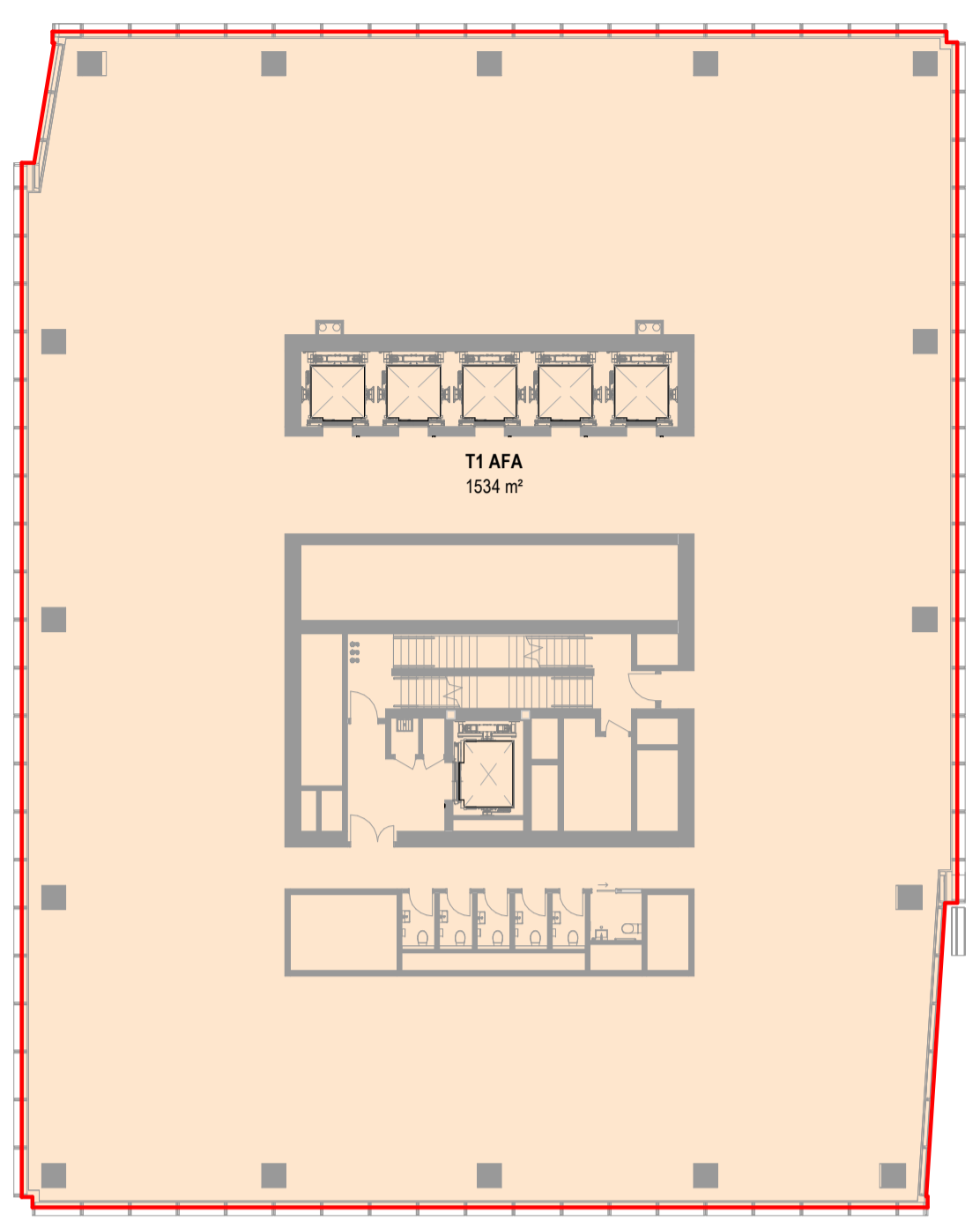
AFA SCHEDULE - DTW T1-L18				
SPACE NAME	BUILDING	LEVEL	AREA	REF
T1 AFA	DTW BUILDING	T1-L-18	1547 m ²	INCLUDED
TOTAL AFA			1547 m ²	

AFA SCHEDULE - DTW T1-L19				
SPACE NAME	BUILDING	LEVEL	AREA	REF
T1 AFA	DTW BUILDING	T1-L-19	1547 m ²	INCLUDED
TOTAL AFA			1547 m ²	



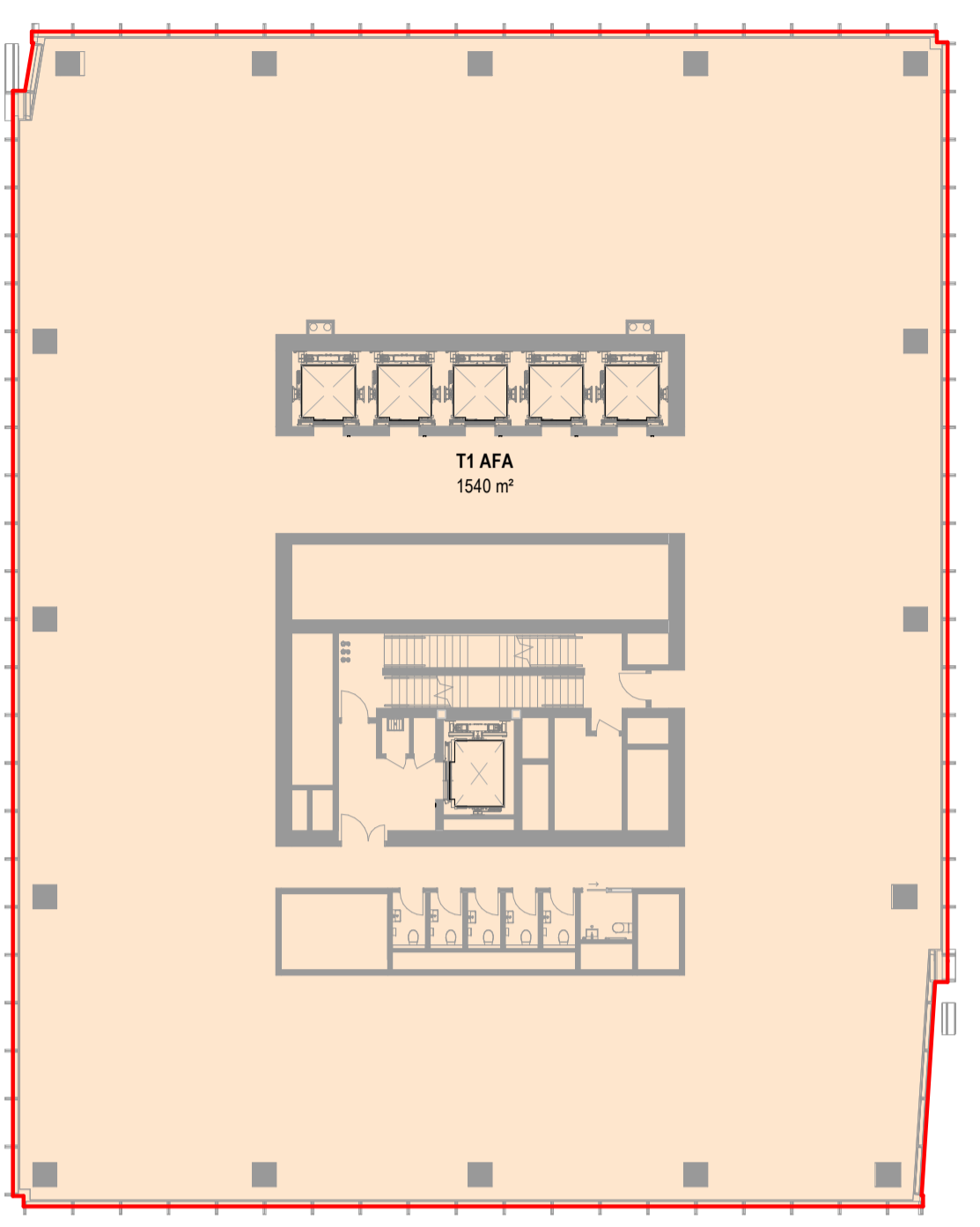
AFA PLAN - DTW LEVEL T1-L-13

1:250



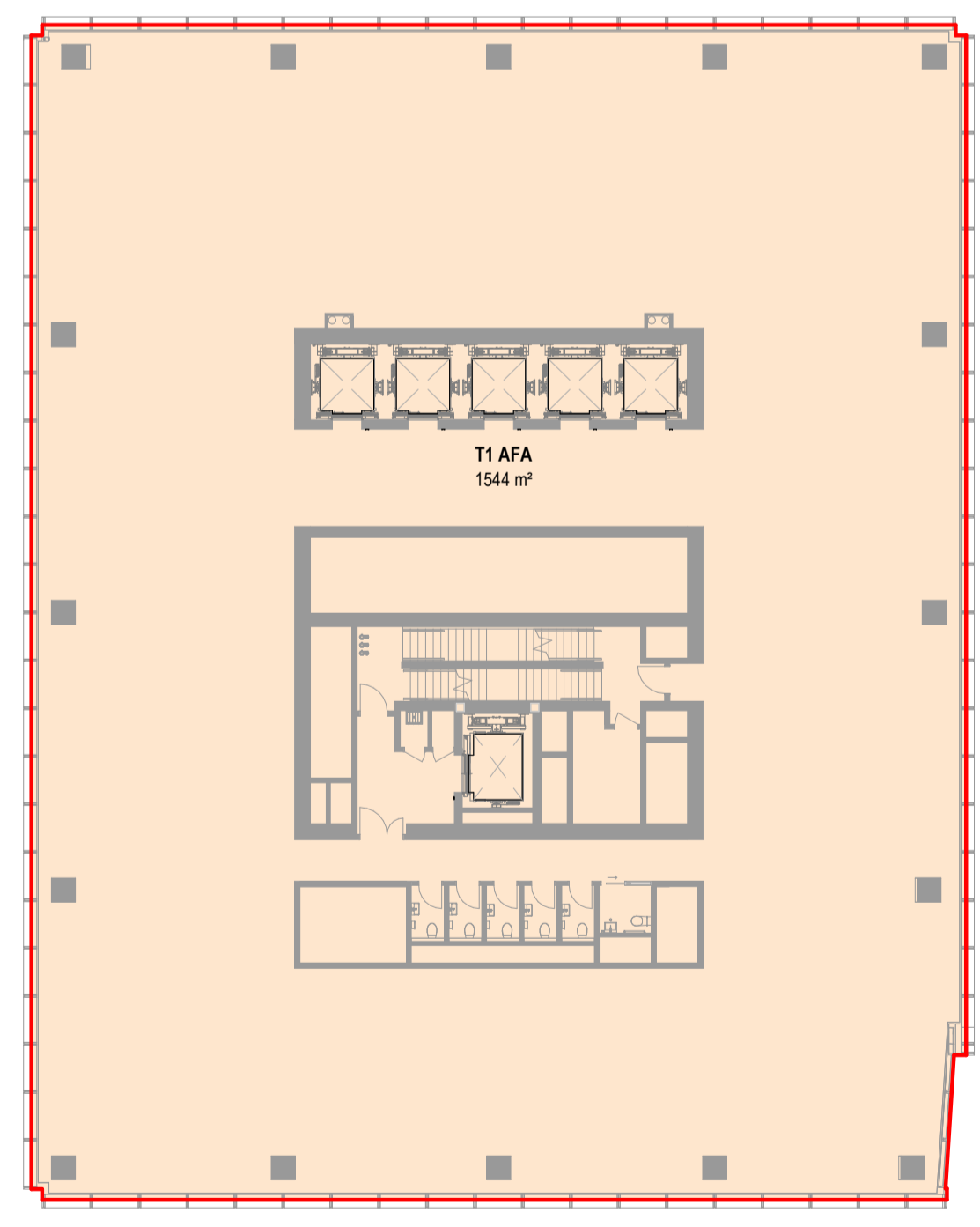
AFA PLAN - DTW LEVEL T1-L-14

1:250



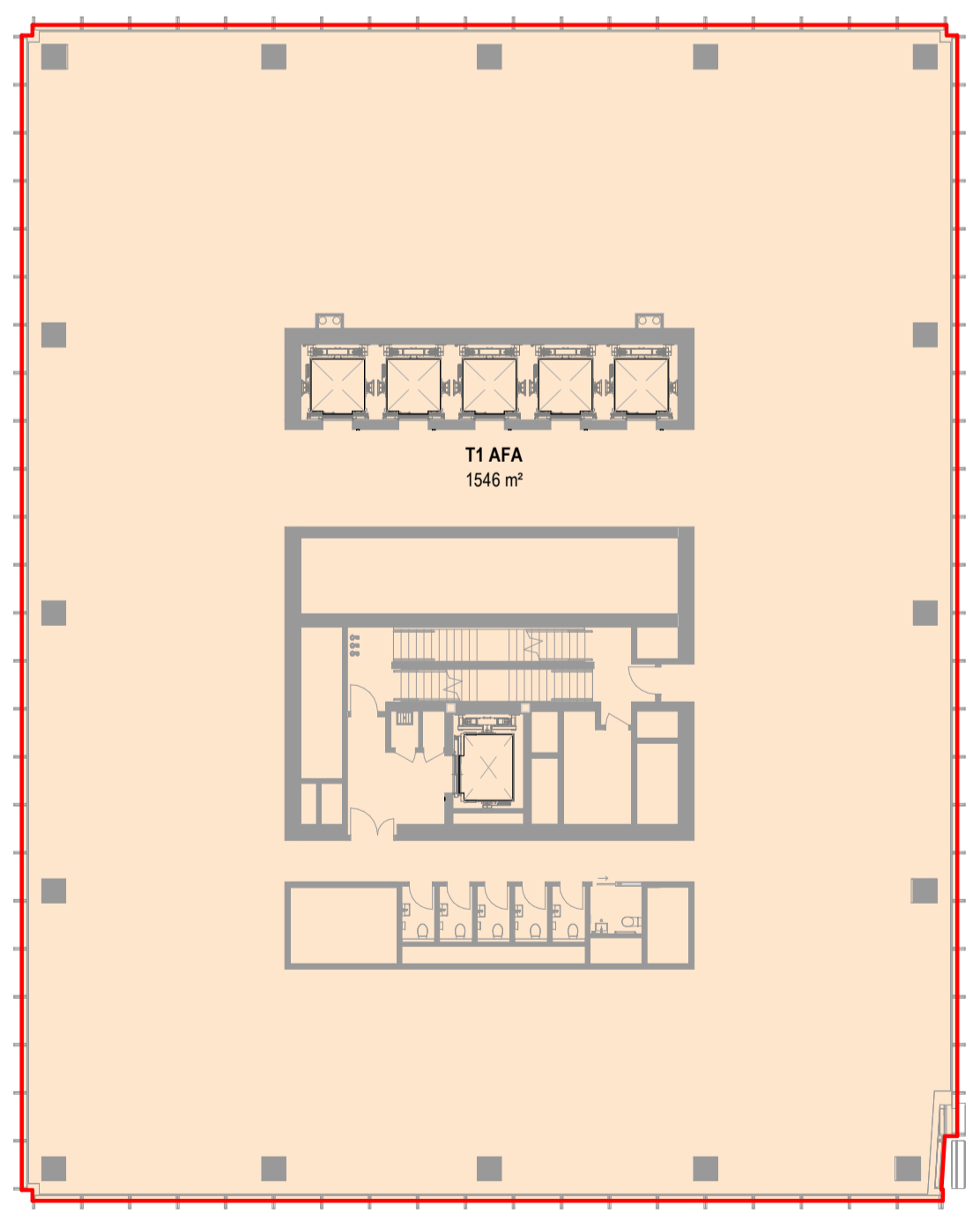
AFA PLAN - DTW LEVEL T1-L-15

1:250



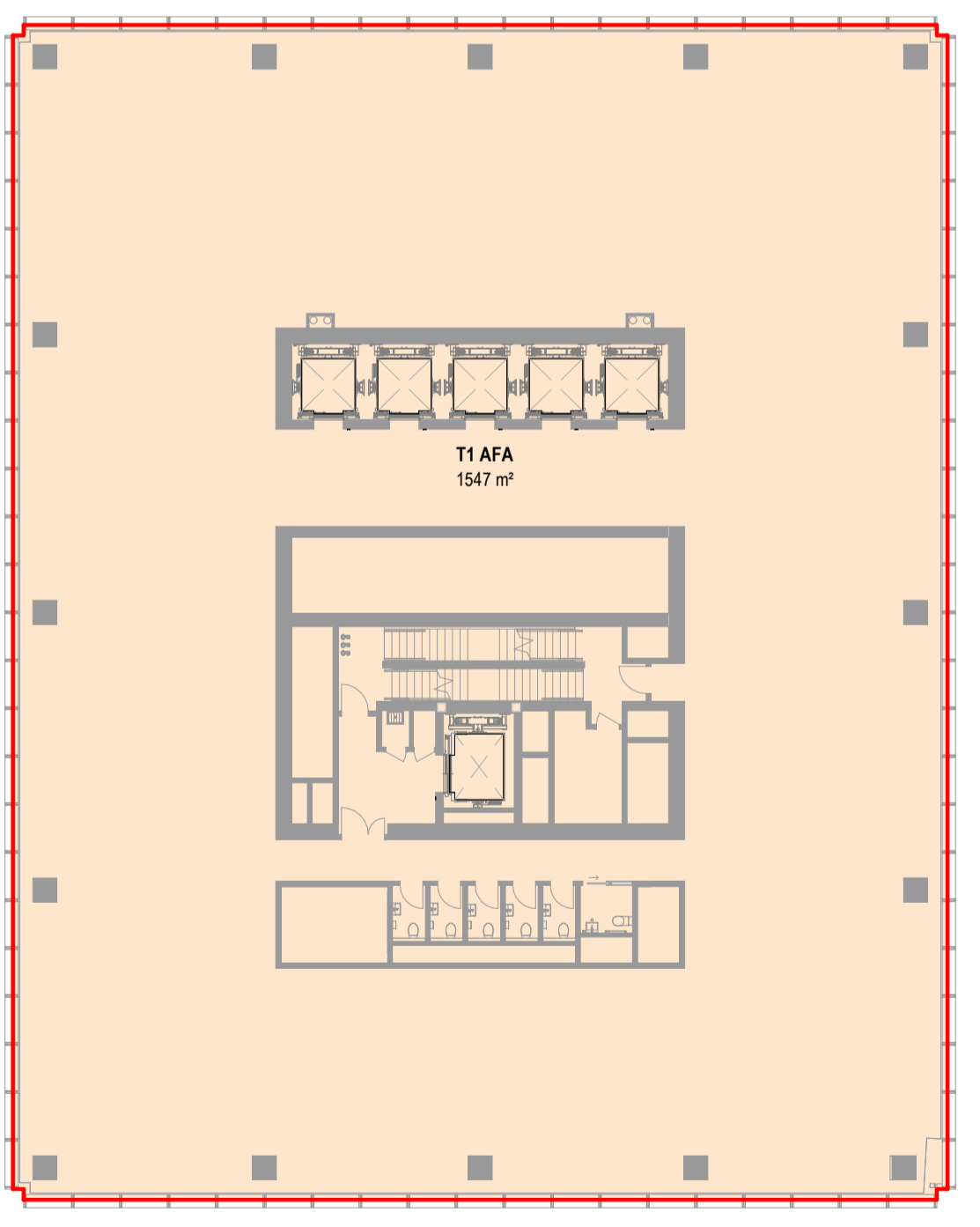
AFA PLAN - DTW LEVEL T1-L-16

1:250



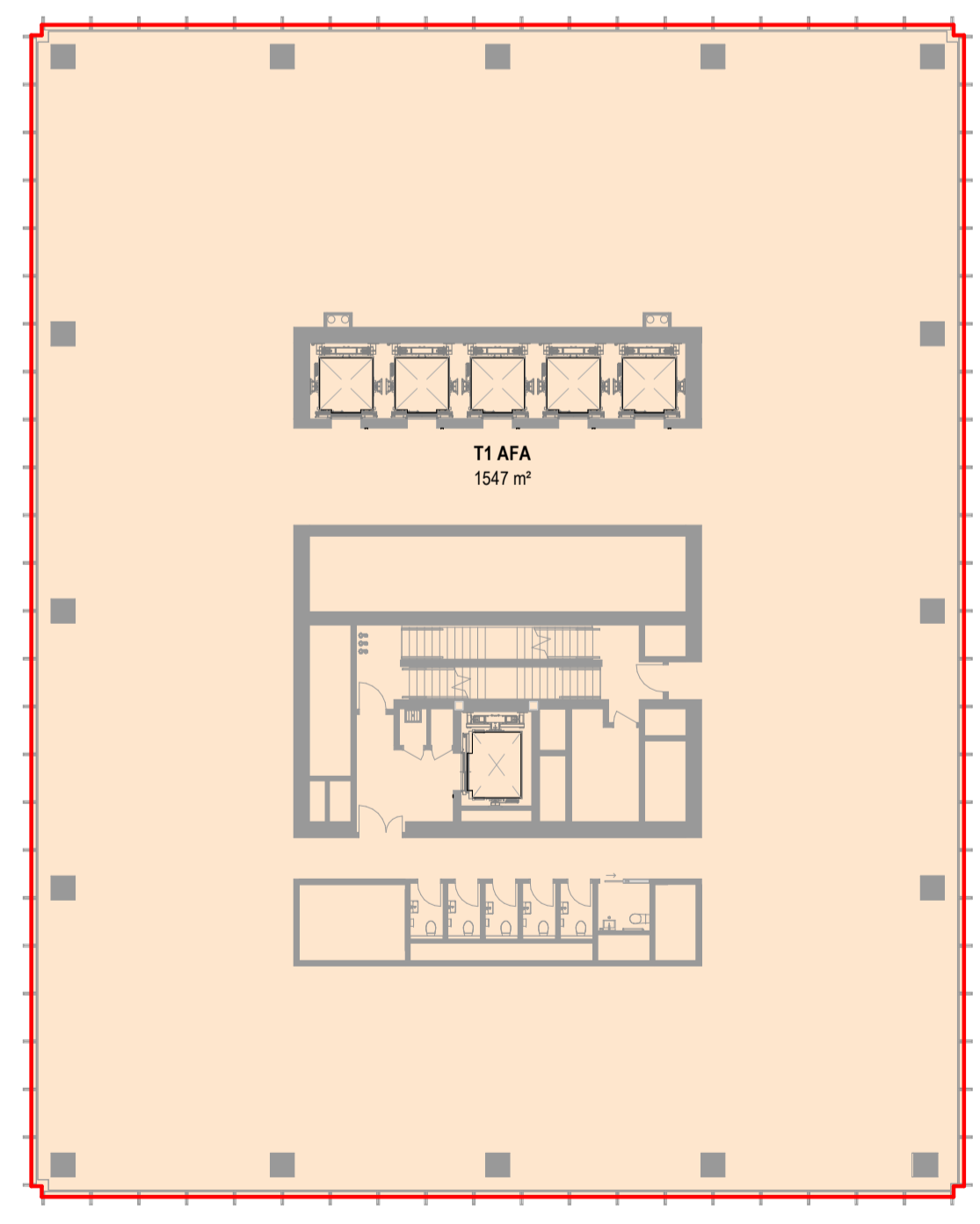
AFA PLAN - DTW LEVEL T1-L-17

1:250



AFA PLAN - DTW LEVEL T1-L-18

1:250



AFA PLAN - DTW LEVEL T1-L-19

1:250

All dimension to be verified on site before producing shop drawings or commencing any work. Do not scale. The copyright of this drawing remains with Warren and Mahoney Architects New Zealand Ltd.

Revisions

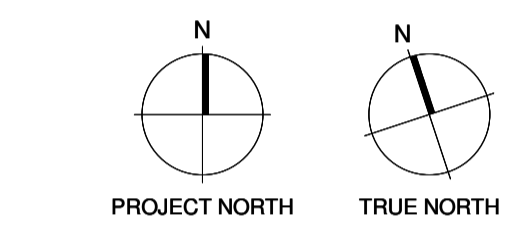
- A 07/06/24 DRAFT RC ISSUE
- B 01/07/24 DRAFT RC ISSUE
- C 22/07/24 DRAFT RC ISSUE
- D 22/07/24 RC ISSUE
- E 09/12/24 DESIGN UPDATE RC RFI 1

Notes

COMMERCIAL IN CONFIDENCE

AFA PLAN KEY:

- INCLUDED IN AFA
- EXCLUDED FROM AFA
- INTERIOR PUBLIC VOID - EXCLUDED FROM AFA
- EXTERIOR - EXCLUDED FROM AFA



Consultants

- RCP Project Manager
- RLB Quantity Surveyor
- HOLMES Structural Engineer
- MOTT MAC DONALD Services Engineer
- CROSSFIRE Fire Engineer
- TONKIN + TAYLOR Civil Engineer
- FLOW Traffic Engineer

Client



Warren and Mahoney Architects New Zealand Ltd

Ground Floor, Mason Bros.
139 Pakenham Street West
Wynyard Quarter
Auckland 1010
New Zealand
Phone + 64 9 309 4894

Registered Architects and Designers
www.warrenandmahoney.com

Project Title

DOWNTOWN WEST

2 LOWER HOBSON STREET,
AUCKLAND CBD, AUCKLAND 1010

Drawing Title

**AFA AREA PLAN -
DTW BUILDING T1
L20 - T1 L26**

Drawing Status

**RESOURCE CONSENT
ISSUE**

Drawing Details

Scale 1:250 @ A1
Date 09/12/24
Job No 9234
Drawn WAM
Checked WAM

Drawing No Revision

RC05-0411 (E)

WARREN AND MAHONEY

AFA SCHEDULE - DTW T1-L20				
SPACE NAME	BUILDING	LEVEL	AREA	REF
T1 AFA	DTW BUILDING	T1-L-20	1547 m ²	INCLUDED
TOTAL AFA			1547 m ²	

AFA SCHEDULE - DTW T1-L21				
SPACE NAME	BUILDING	LEVEL	AREA	REF
T1 AFA	DTW BUILDING	T1-L-21	1547 m ²	INCLUDED
TOTAL AFA			1547 m ²	

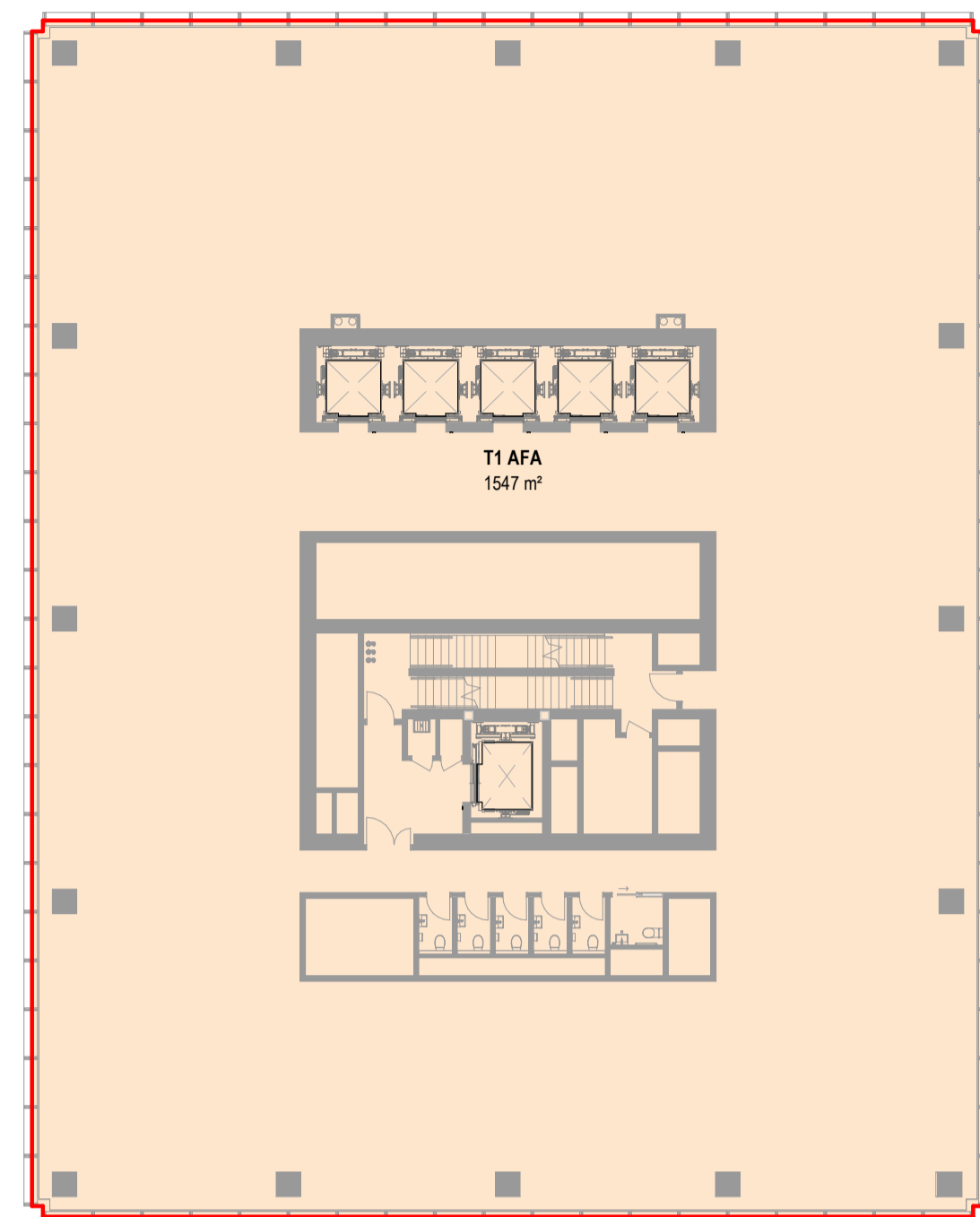
AFA SCHEDULE - DTW T1-L22				
SPACE NAME	BUILDING	LEVEL	AREA	REF
T1 AFA	DTW BUILDING	T1-L-22	1547 m ²	INCLUDED
TOTAL AFA			1547 m ²	

AFA SCHEDULE - DTW T1-L23				
SPACE NAME	BUILDING	LEVEL	AREA	REF
T1 AFA	DTW BUILDING	T1-L-23	1547 m ²	INCLUDED
TOTAL AFA			1547 m ²	

AFA SCHEDULE - DTW T1-L24				
SPACE NAME	BUILDING	LEVEL	AREA	REF
T1 AFA	DTW BUILDING	T1-L-24	1547 m ²	INCLUDED
TOTAL AFA			1547 m ²	

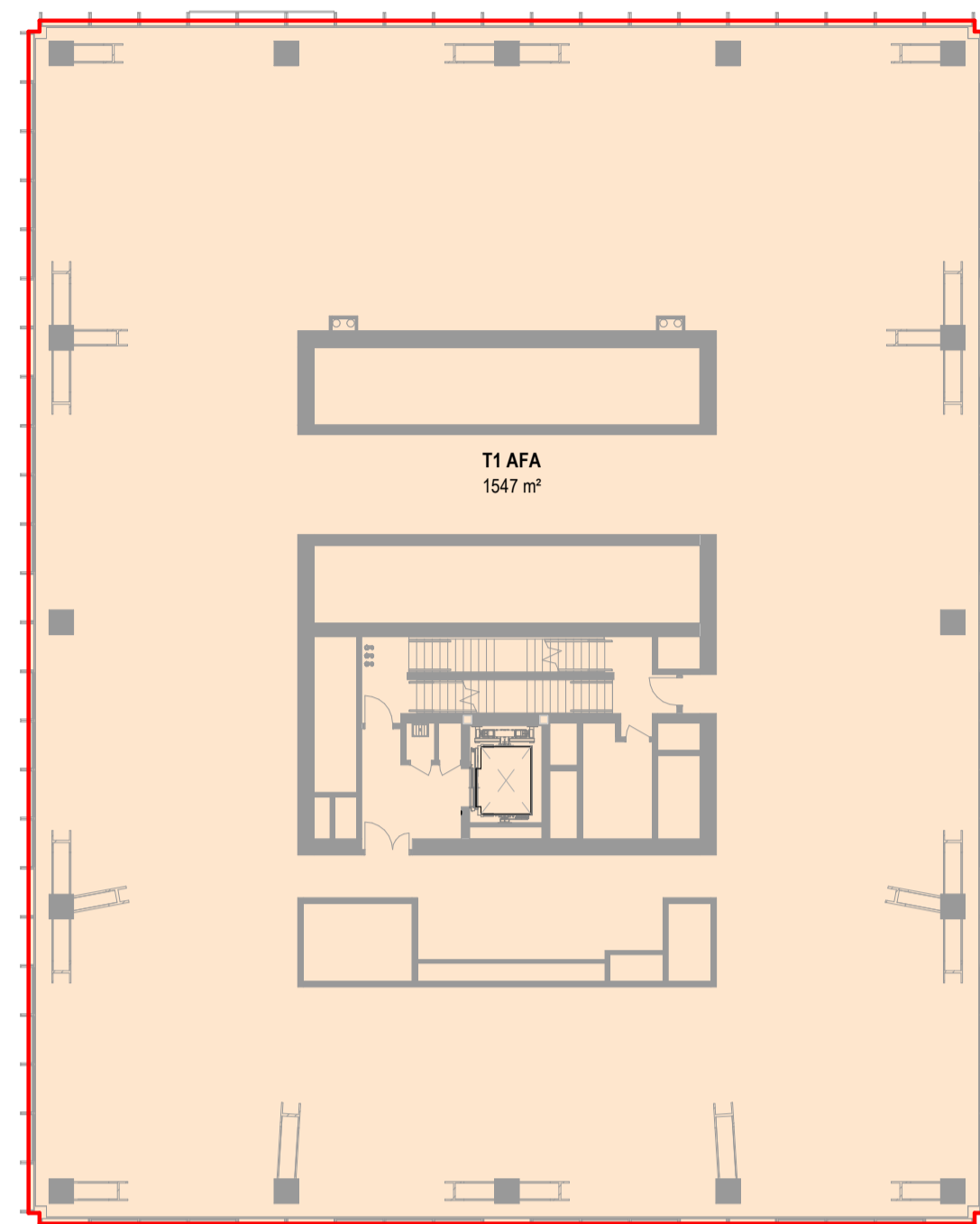
AFA SCHEDULE - DTW T1-L25				
SPACE NAME	BUILDING	LEVEL	AREA	REF
T1 AFA	DTW BUILDING	T1-L-25	1545 m ²	INCLUDED
TOTAL AFA			1545 m ²	

AFA SCHEDULE - DTW T1-L26				
SPACE NAME	BUILDING	LEVEL	AREA	REF
T1 AFA	DTW BUILDING	T1-L-26	1542 m ²	INCLUDED
TOTAL AFA			1542 m ²	



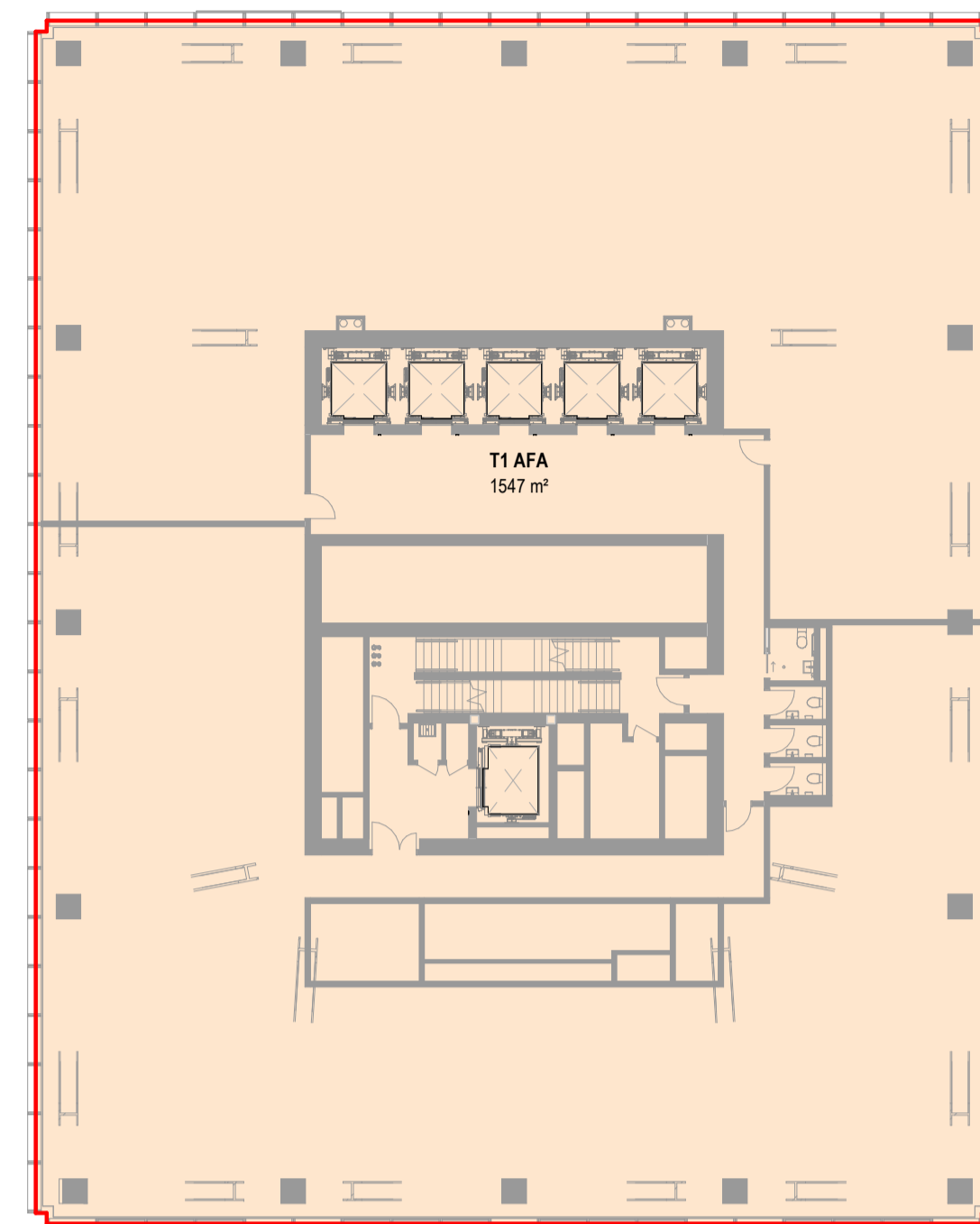
AFA PLAN - DTW LEVEL T1-L-20

1:250



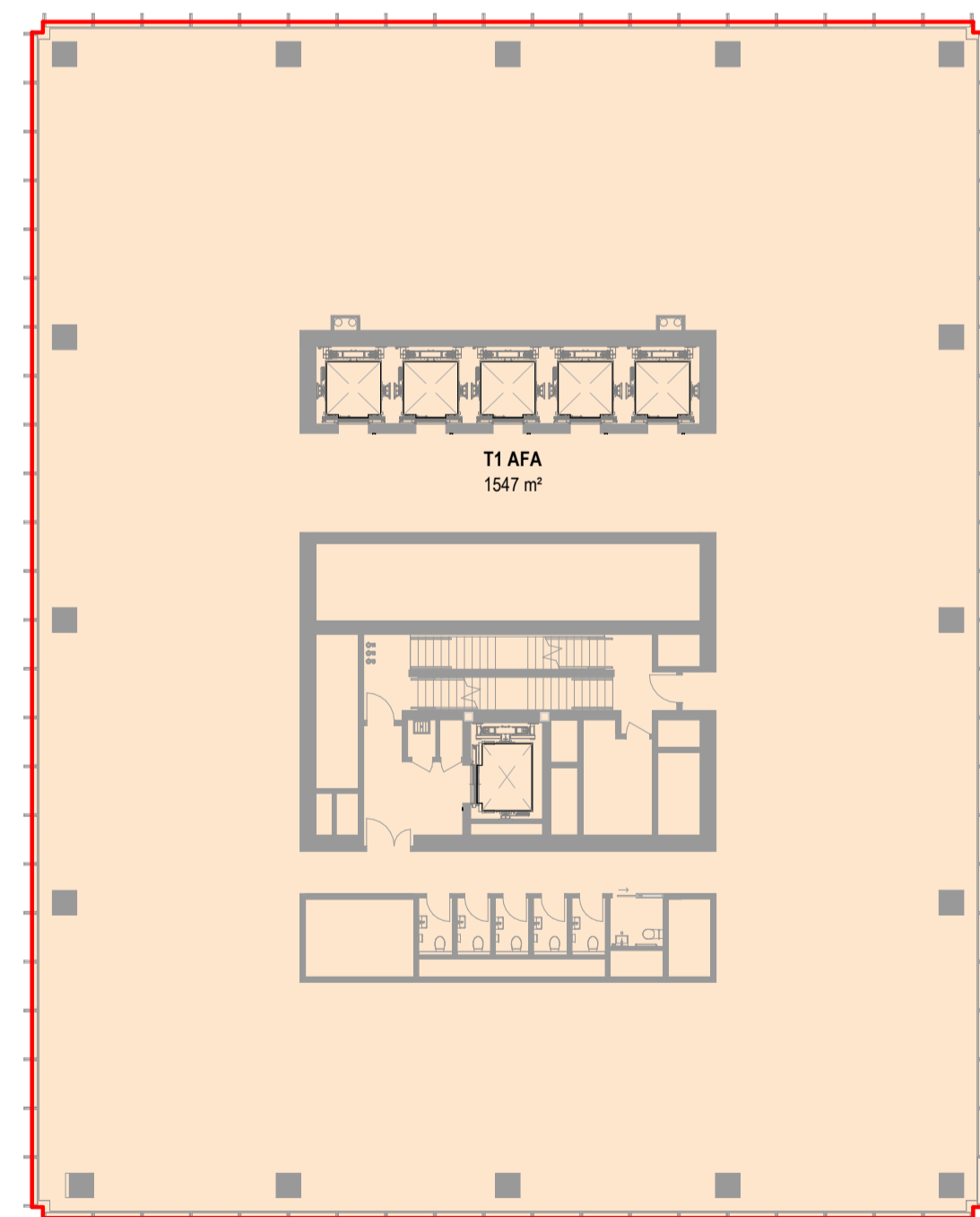
AFA PLAN - DTW LEVEL T1-L-21

1:250



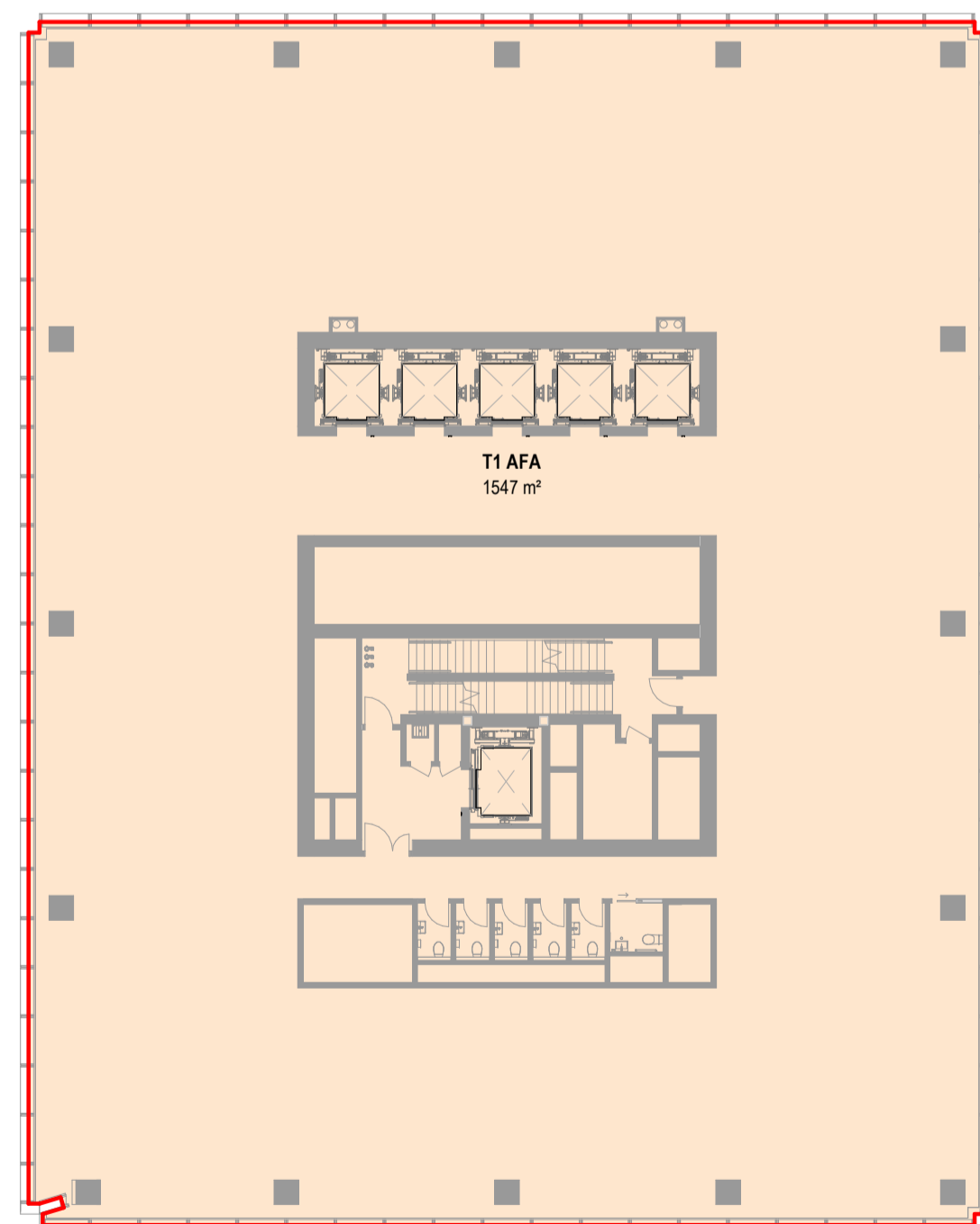
AFA PLAN - DTW LEVEL T1-L-22

1:250



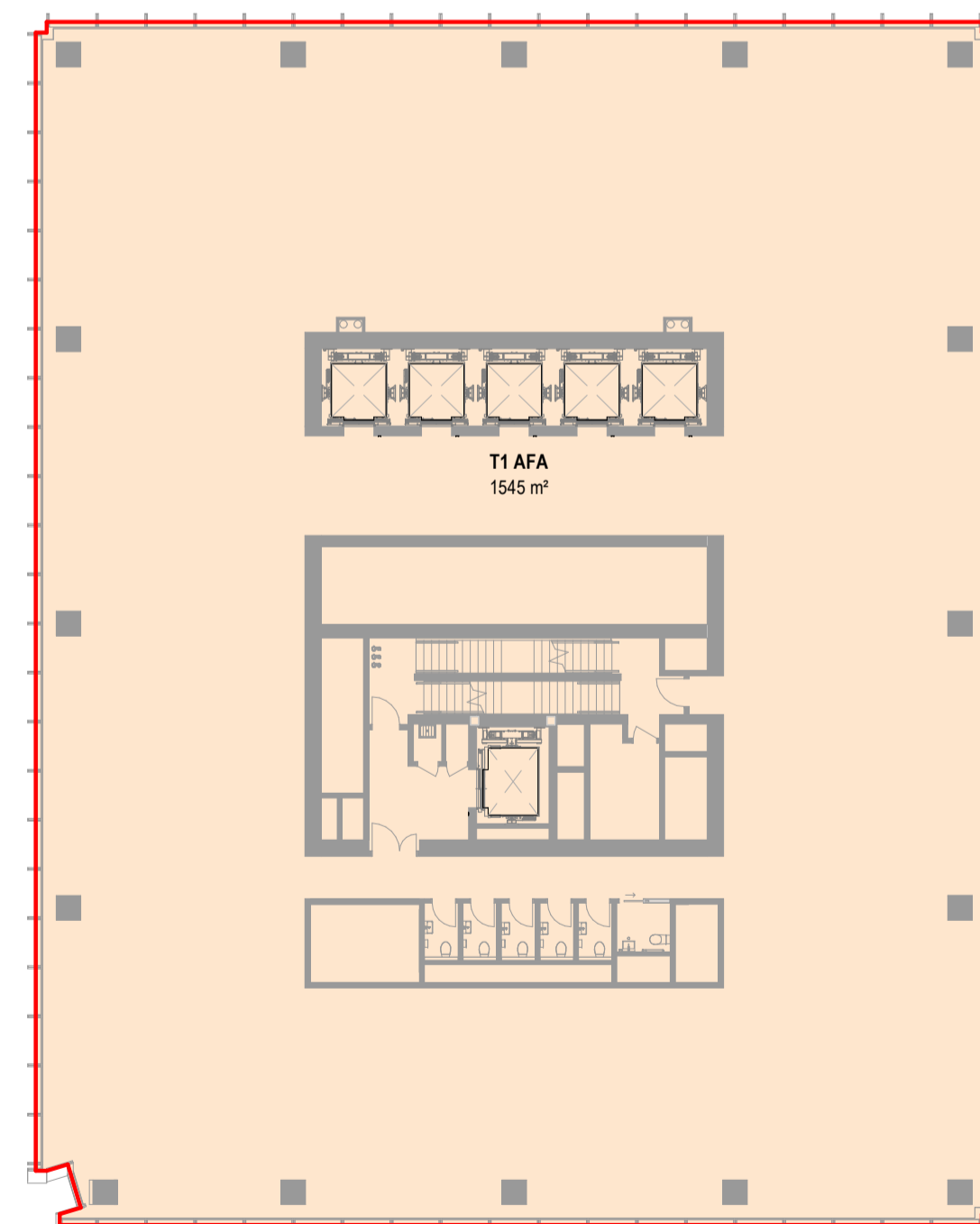
AFA PLAN - DTW LEVEL T1-L-23

1:250



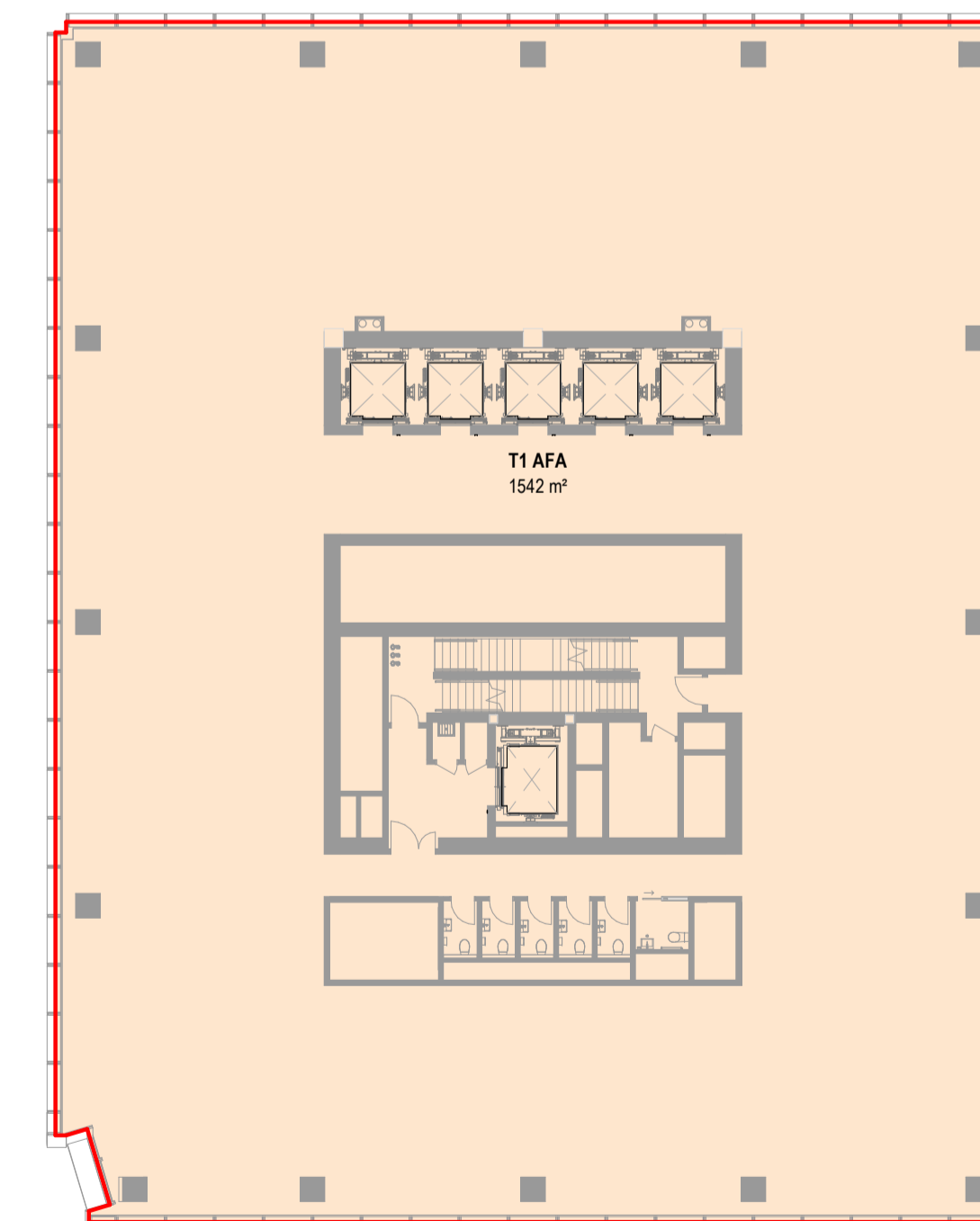
AFA PLAN - DTW LEVEL T1-L-24

1:250



AFA PLAN - DTW LEVEL T1-L-25

1:250



AFA PLAN - DTW LEVEL T1-L-26

1:250

All dimension to be verified on site before producing shop drawings or commencing any work. Do not scale. The copyright of this drawing remains with Warren and Mahoney Architects New Zealand Ltd.





Revisions

- A 07/06/24 DRAFT RC ISSUE
- B 01/07/24 DRAFT RC ISSUE
- C 22/07/24 DRAFT RC ISSUE
- D 22/07/24 RC ISSUE
- E 09/12/24 DESIGN UPDATE RC RFI 1

Notes

COMMERCIAL IN CONFIDENCE

AFA PLAN KEY:

	INCLUDED IN AFA
	EXCLUDED FROM AFA
	INTERIOR PUBLIC VOID - EXCLUDED FROM AFA
	EXTERIOR - EXCLUDED FROM AFA

AFA SCHEDULE - DTW T1-L27				
SPACE NAME	BUILDING	LEVEL	AREA	REF
T1 AFA	DTW BUILDING	T1-L-27	1539 m ²	INCLUDED
TOTAL AFA			1539 m ²	

AFA SCHEDULE - DTW T1-L28				
SPACE NAME	BUILDING	LEVEL	AREA	REF
T1 AFA	DTW BUILDING	T1-L-28	1536 m ²	INCLUDED
TOTAL AFA			1536 m ²	

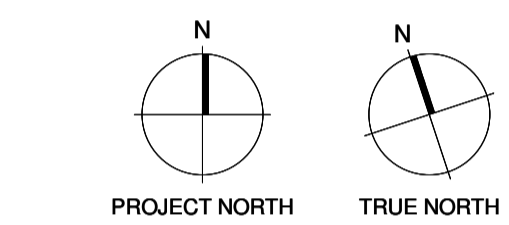
AFA SCHEDULE - DTW T1-L29				
SPACE NAME	BUILDING	LEVEL	AREA	REF
T1 AFA	DTW BUILDING	T1-L-29	1531 m ²	INCLUDED
TOTAL AFA			1531 m ²	

AFA SCHEDULE - DTW T1-L30				
SPACE NAME	BUILDING	LEVEL	AREA	REF
T1 AFA	DTW BUILDING	T1-L-30	1525 m ²	INCLUDED
TOTAL AFA			1525 m ²	

AFA SCHEDULE - DTW T1-L31				
SPACE NAME	BUILDING	LEVEL	AREA	REF
T1 AFA	DTW BUILDING	T1-L-31	1519 m ²	INCLUDED
TOTAL AFA			1519 m ²	

AFA SCHEDULE - DTW T1-L32				
SPACE NAME	BUILDING	LEVEL	AREA	REF
T1 AFA	DTW BUILDING	T1-L-32	1512 m ²	INCLUDED
TOTAL AFA			1512 m ²	

AFA SCHEDULE - DTW T1-L33				
SPACE NAME	BUILDING	LEVEL	AREA	REF
T1 AFA	DTW BUILDING	T1-L-33	1504 m ²	INCLUDED
TOTAL AFA			1504 m ²	



- Consultants**
- RCP Project Manager
 - RLB Quantity Surveyor
 - HOLMES Structural Engineer
 - MOTT MAC DONALD Services Engineer
 - CROSSFIRE Fire Engineer
 - TONKIN + TAYLOR Civil Engineer
 - FLOW Traffic Engineer
- Client**



Warren and Mahoney Architects New Zealand Ltd

Ground Floor, Mason Bros.
139 Pakenham Street West
Wynyard Quarter
Auckland 1010
New Zealand
Phone + 64 9 309 4894

Registered Architects and Designers
www.warrenandmahoney.com

Project Title

DOWNTOWN WEST

2 LOWER HOBSON STREET,
AUCKLAND CBD, AUCKLAND 1010

Drawing Title

**AFA AREA PLAN -
DTW BUILDING T1
L27 - T1 L33**

Drawing Status

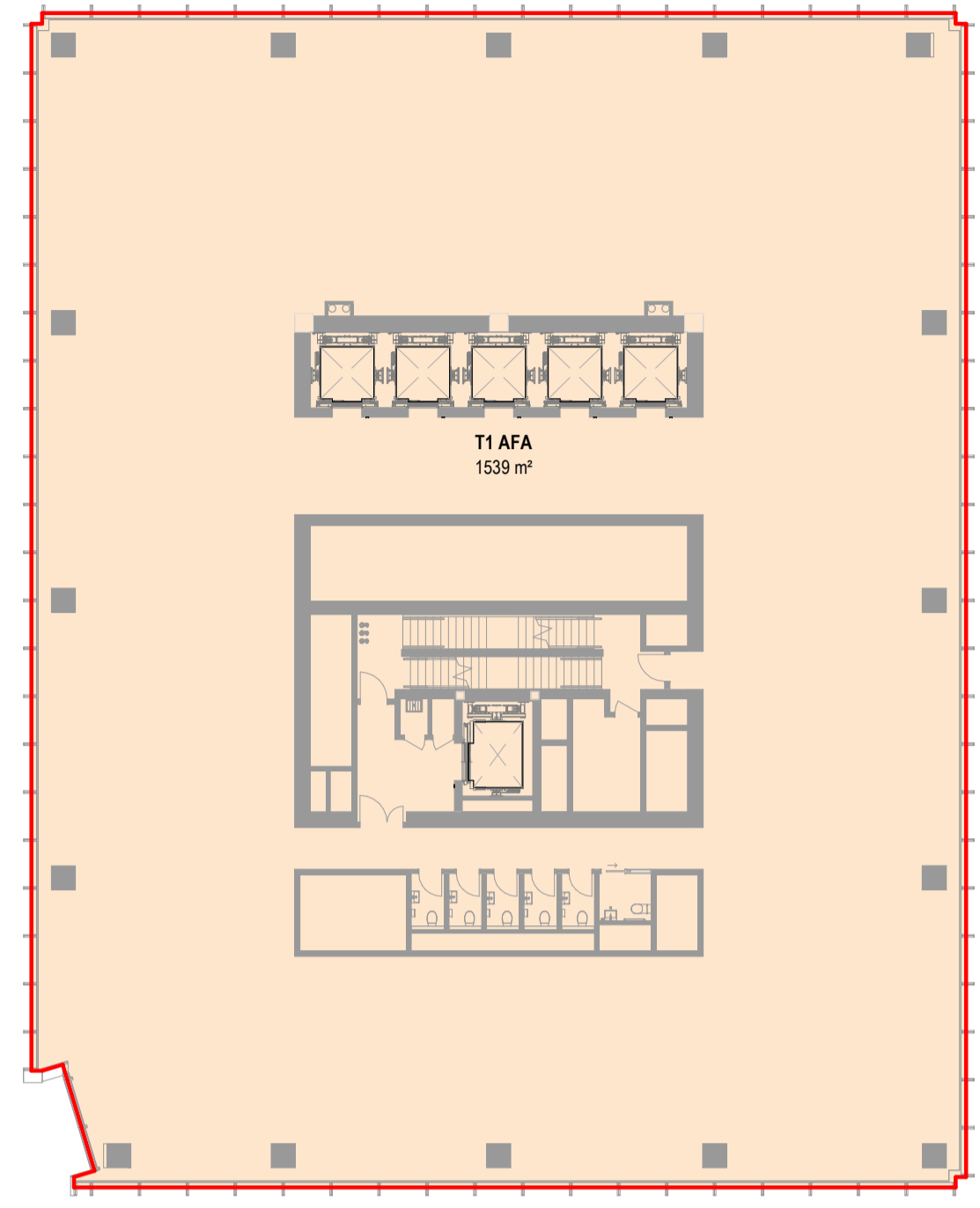
**RESOURCE CONSENT
ISSUE**

Drawing Details

Scale	1:250 @ A1
Date	09/12/24
Job No	9234
Drawn	WAM
Checked	WAM

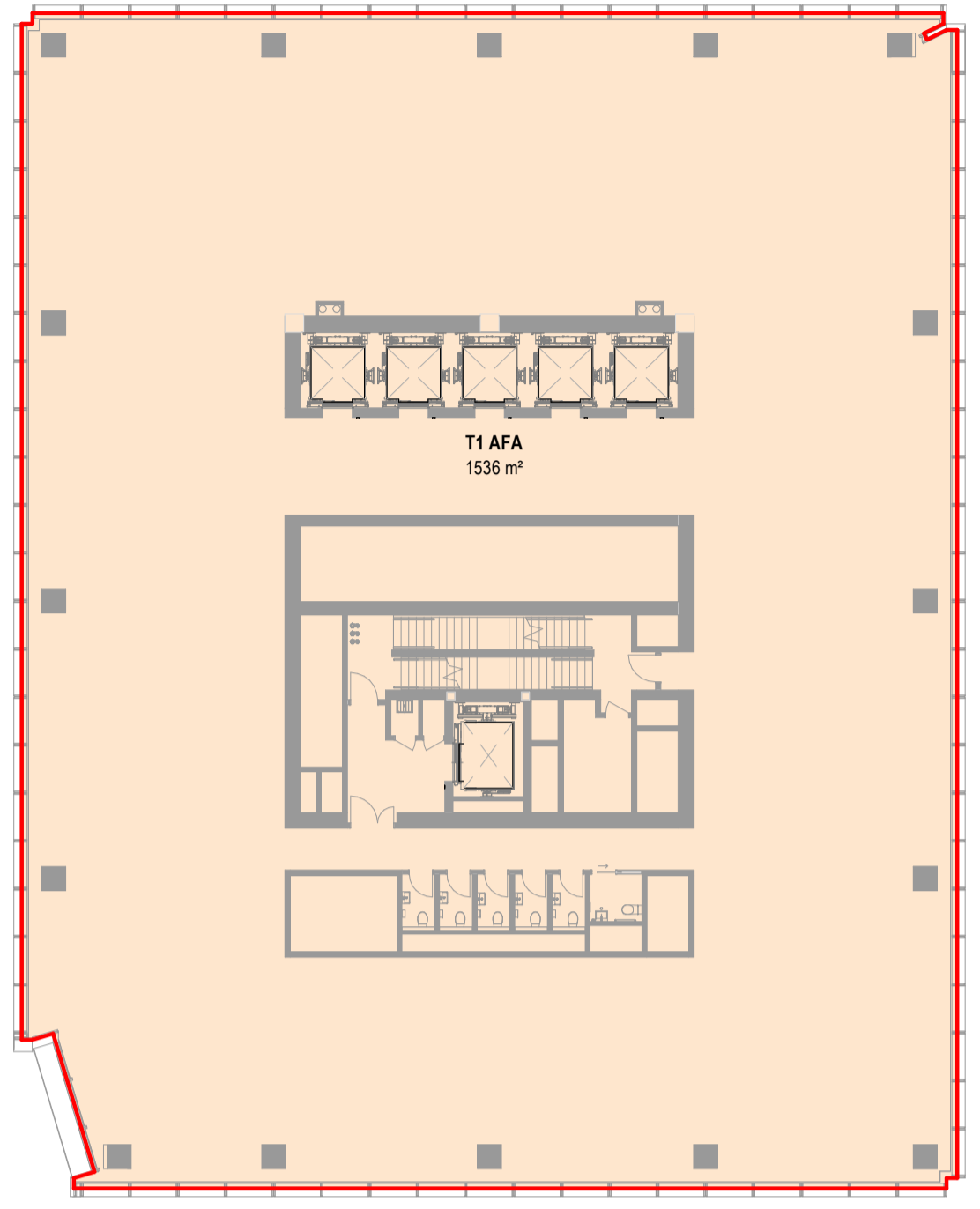
Drawing No	Revision
RC05-0412	E

WARREN AND MAHONEY



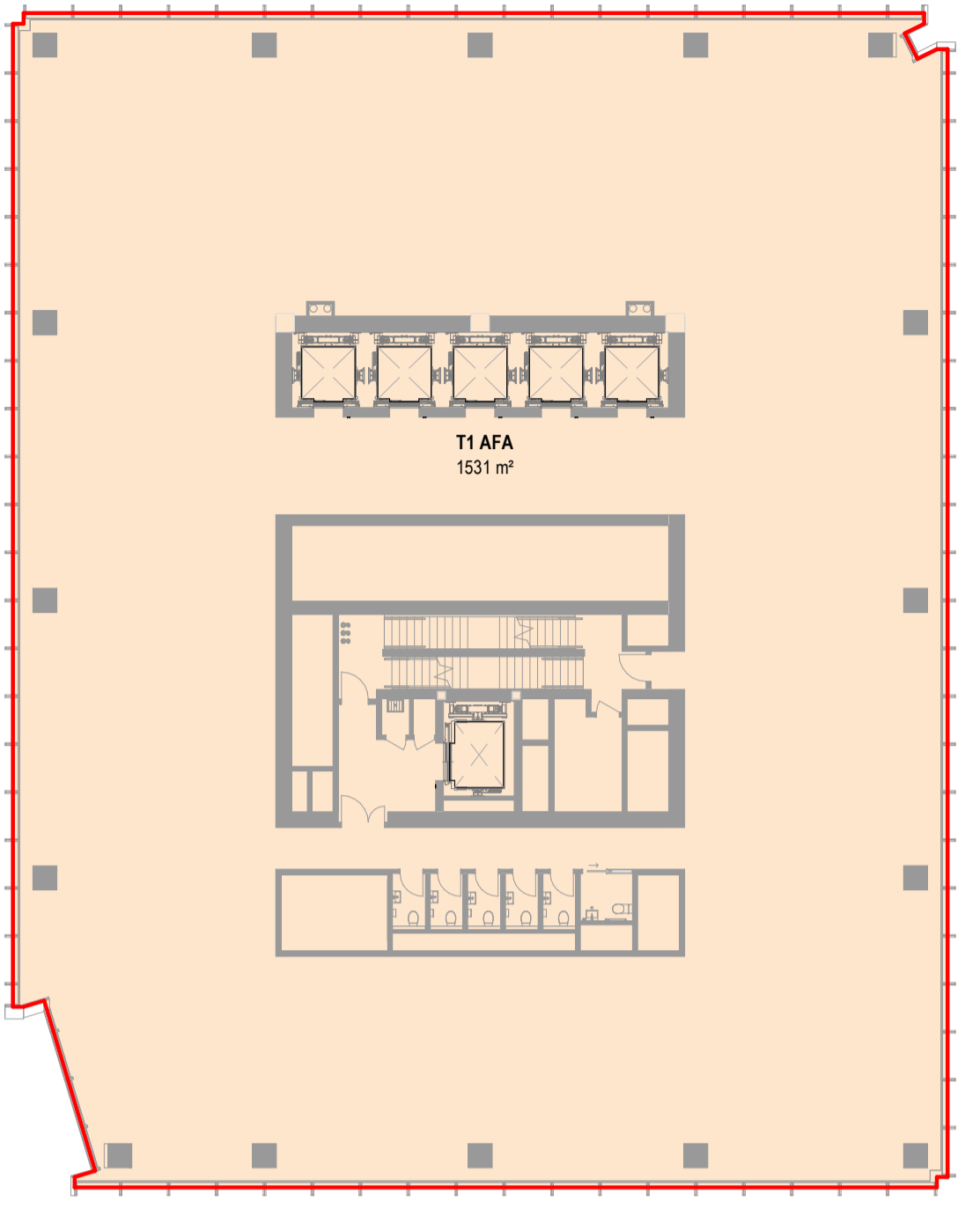
AFA PLAN - DTW LEVEL T1-L-27

1:250



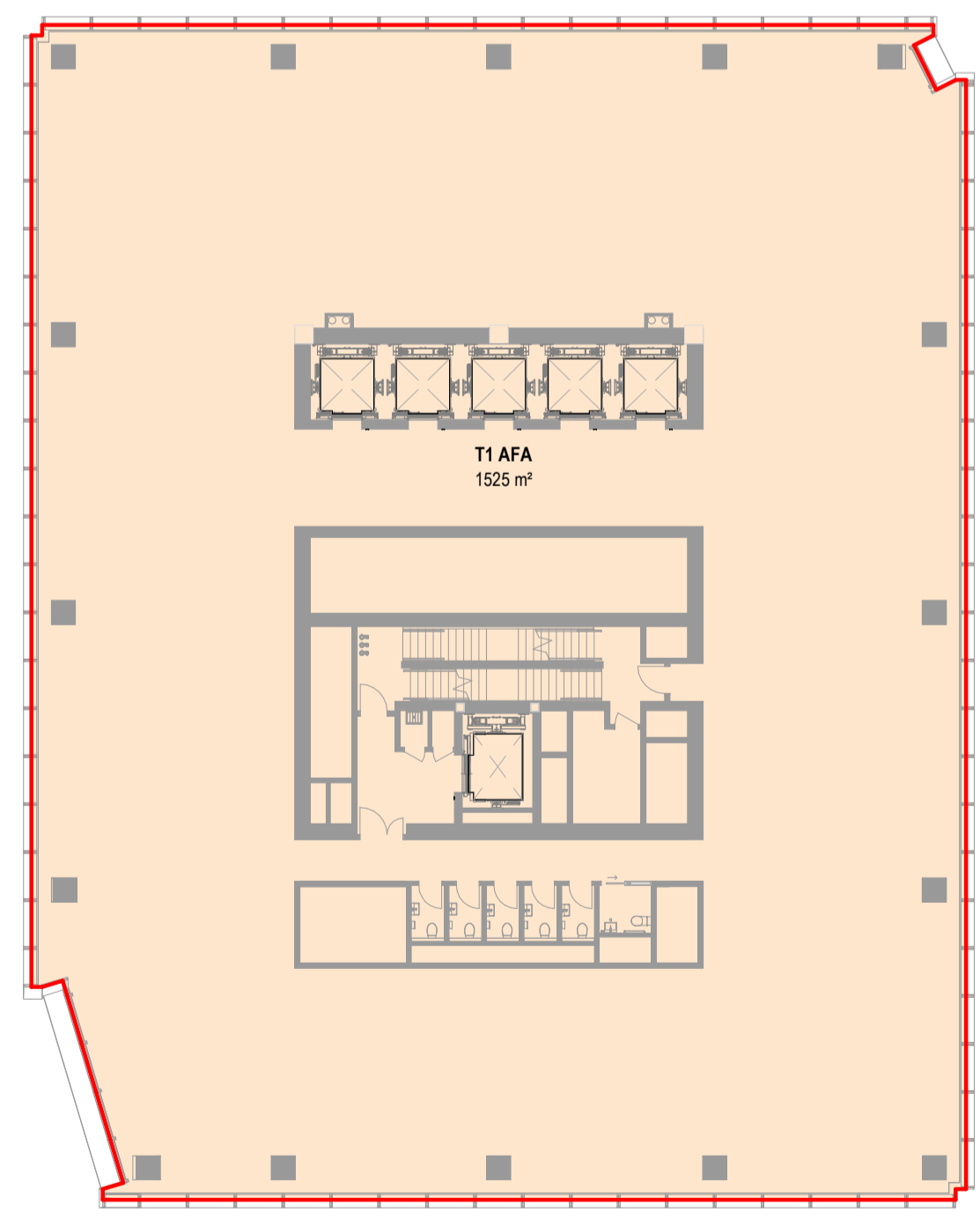
AFA PLAN - DTW LEVEL T1-L-28

1:250



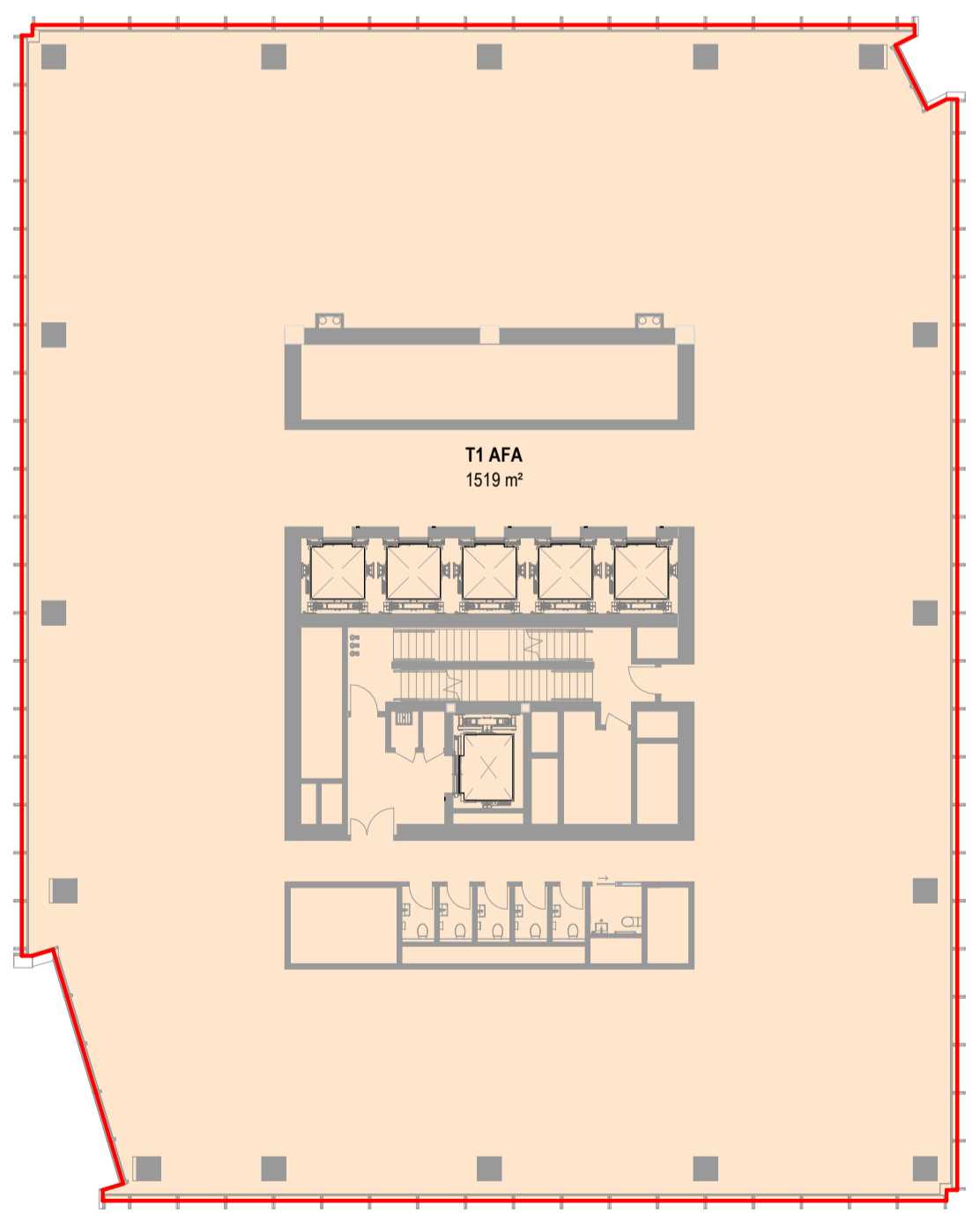
AFA PLAN - DTW LEVEL T1-L-29

1:250



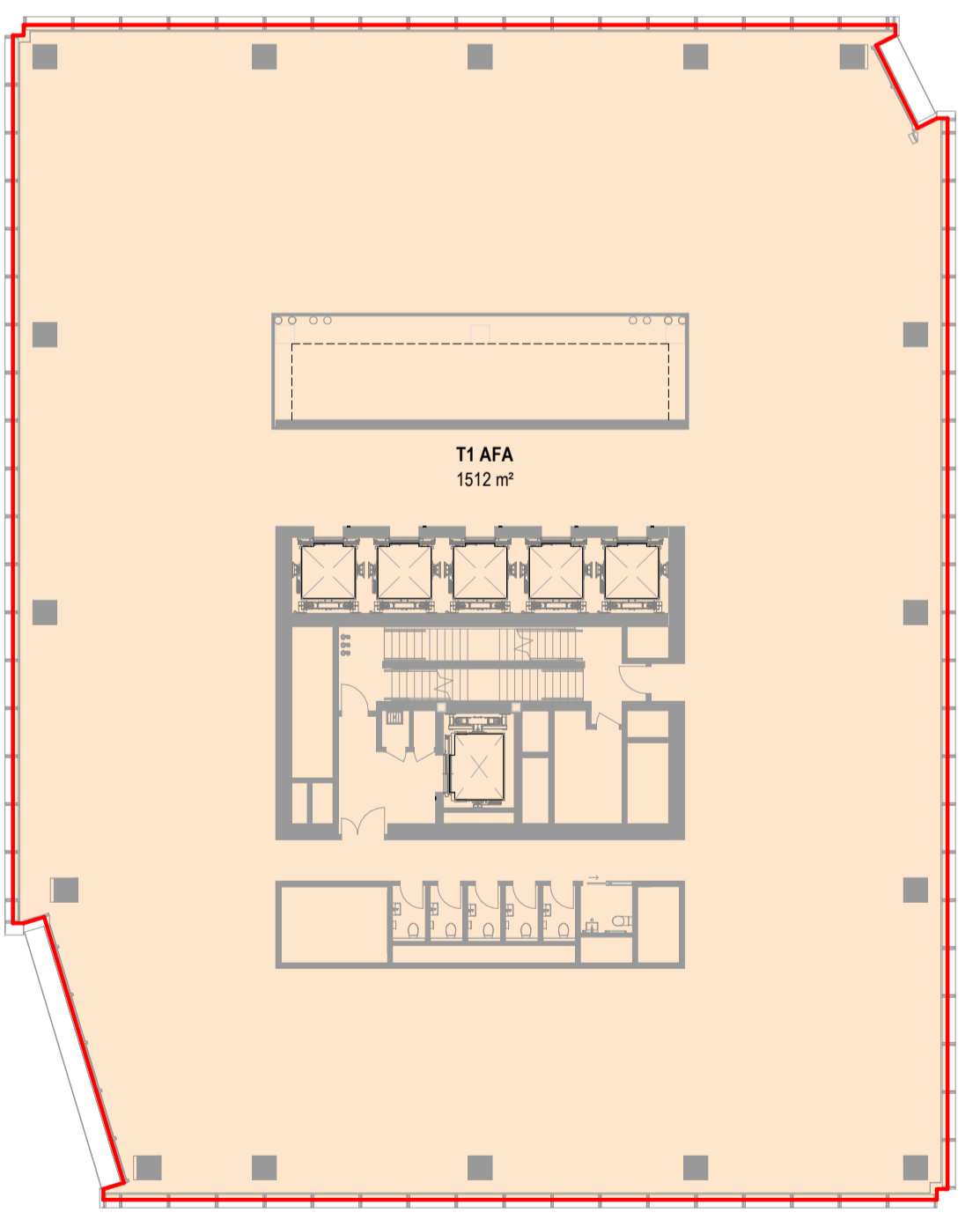
AFA PLAN - DTW LEVEL T1-L-30

1:250



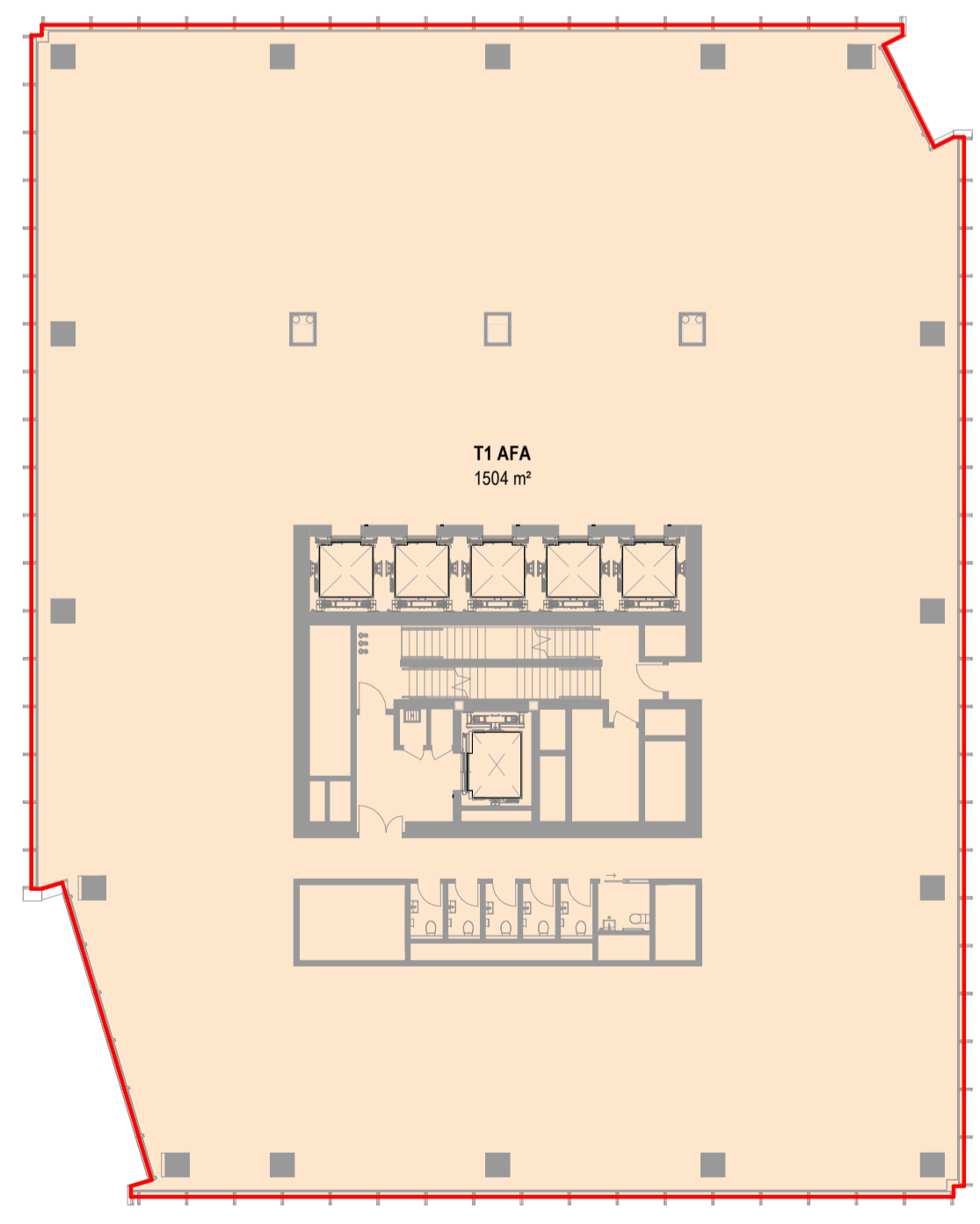
AFA PLAN - DTW LEVEL T1-L-31

1:250



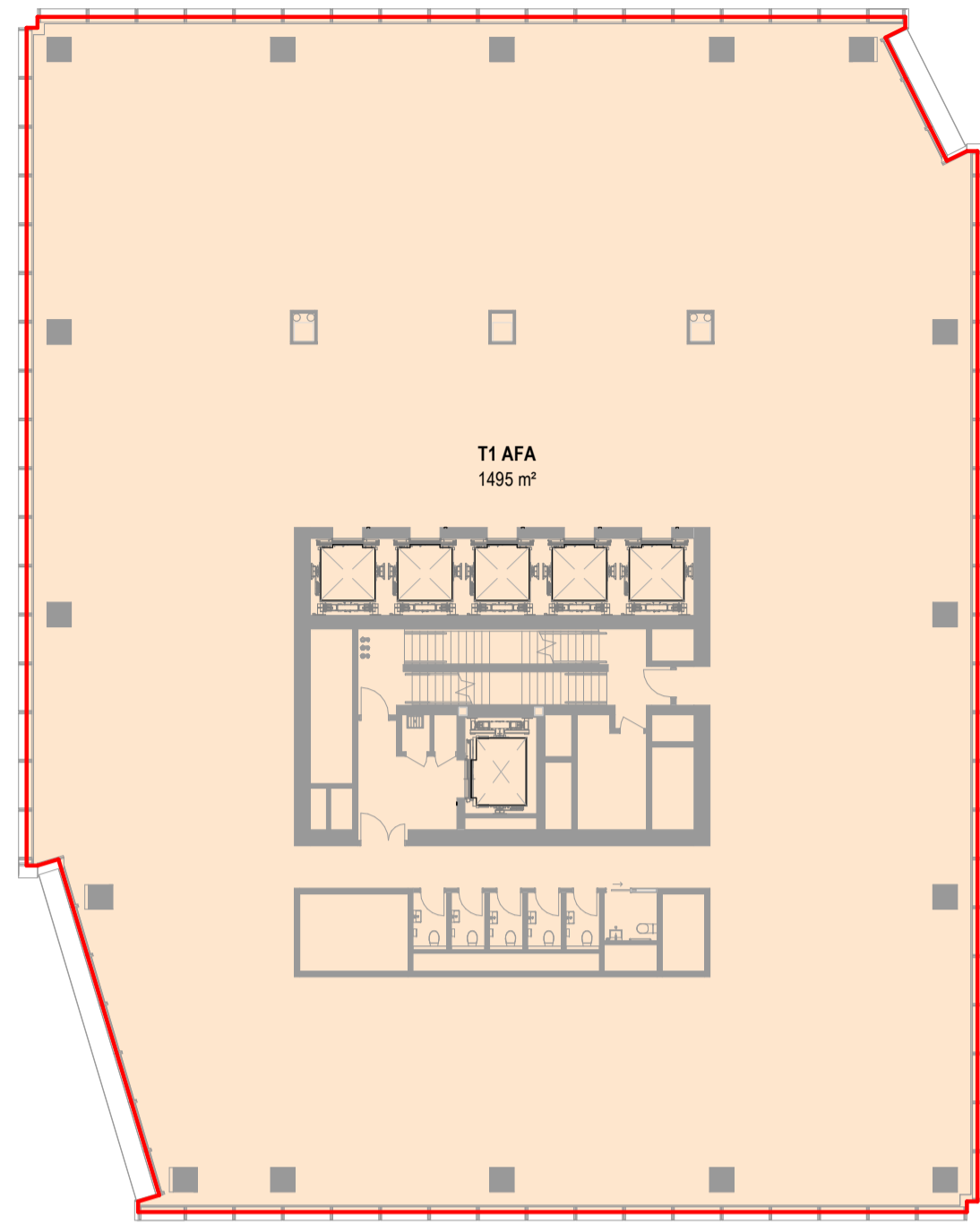
AFA PLAN - DTW LEVEL T1-L-32

1:250



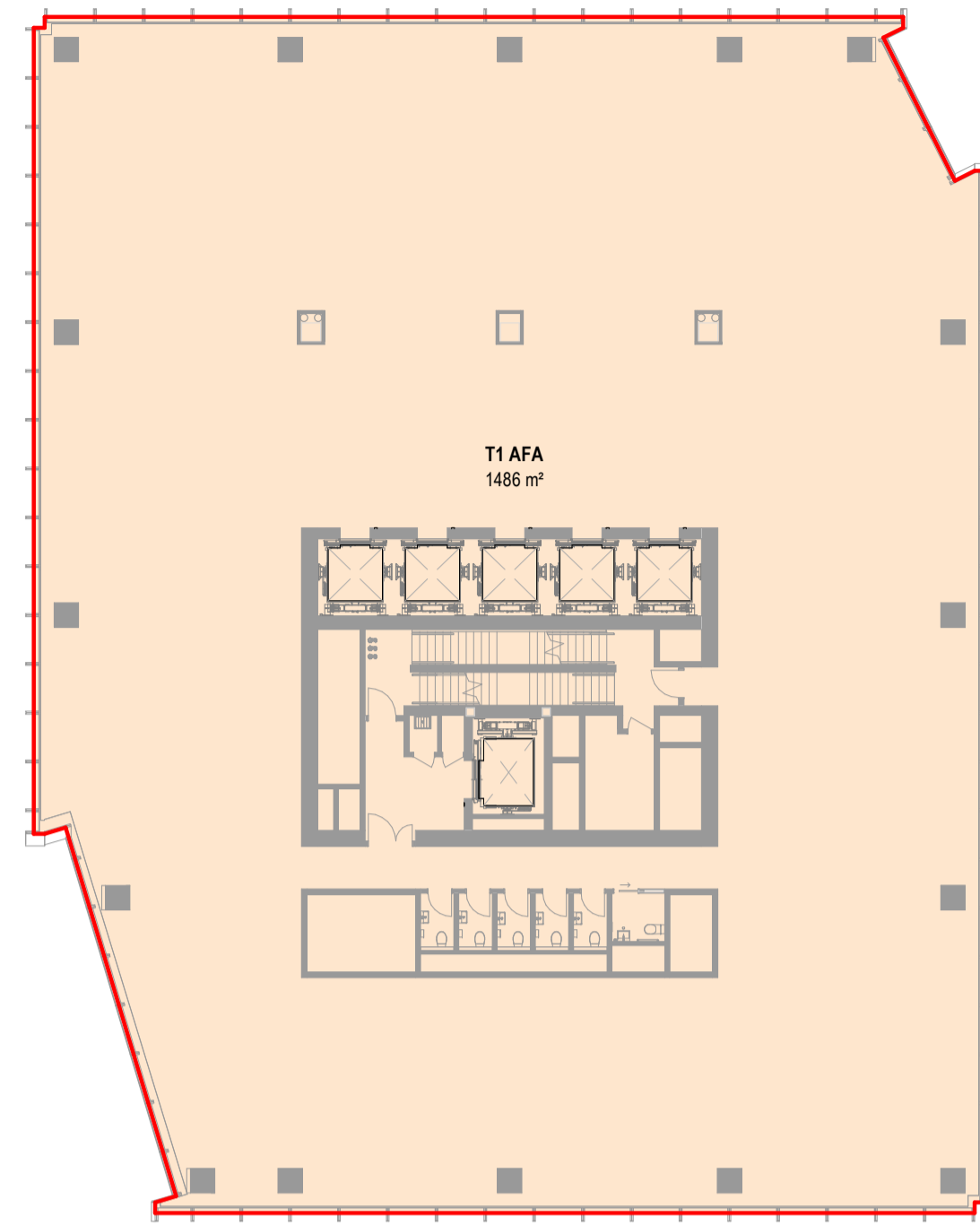
AFA PLAN - DTW LEVEL T1-L-33

1:250



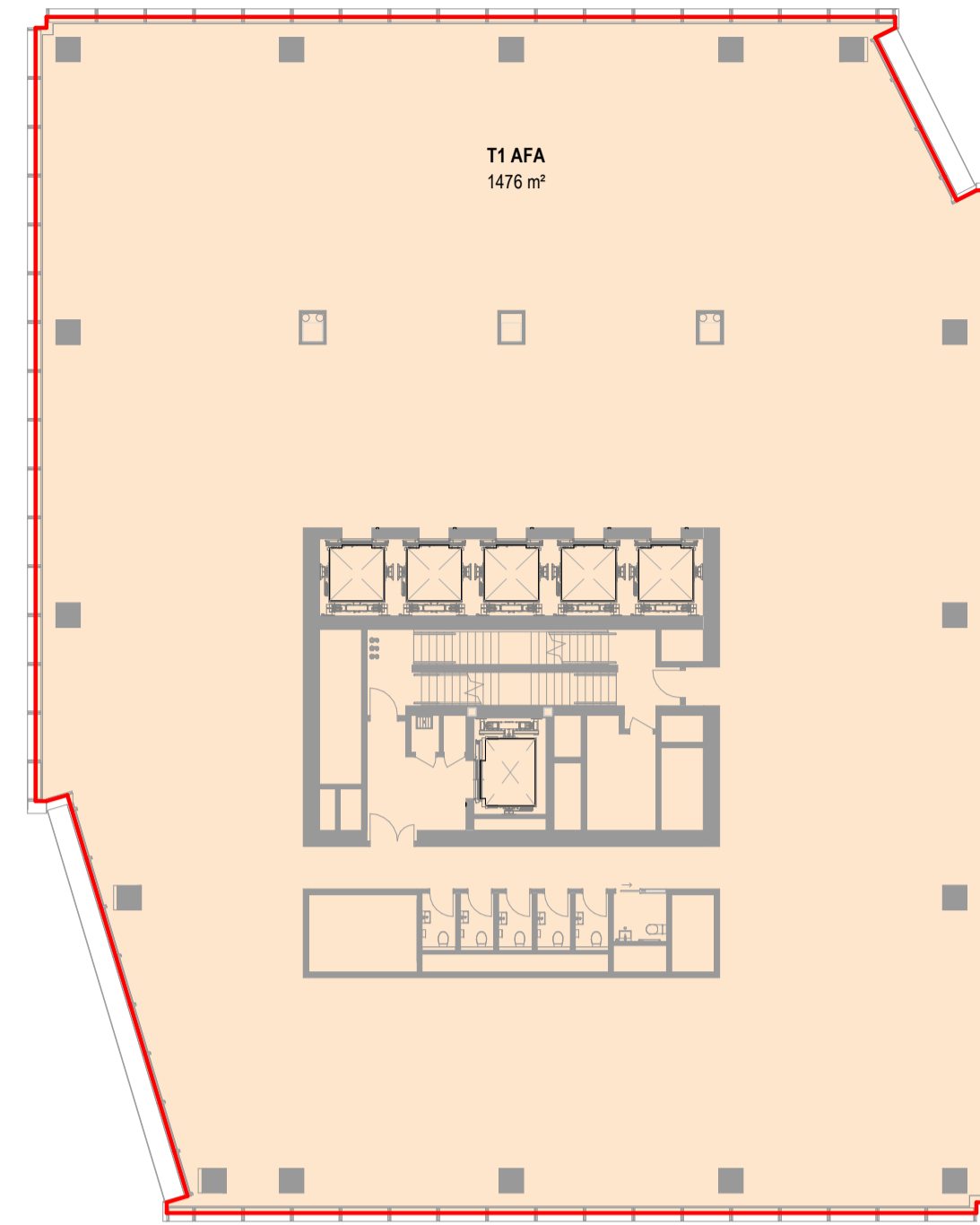
AFA PLAN - DTW LEVEL T1-L-34

1:250



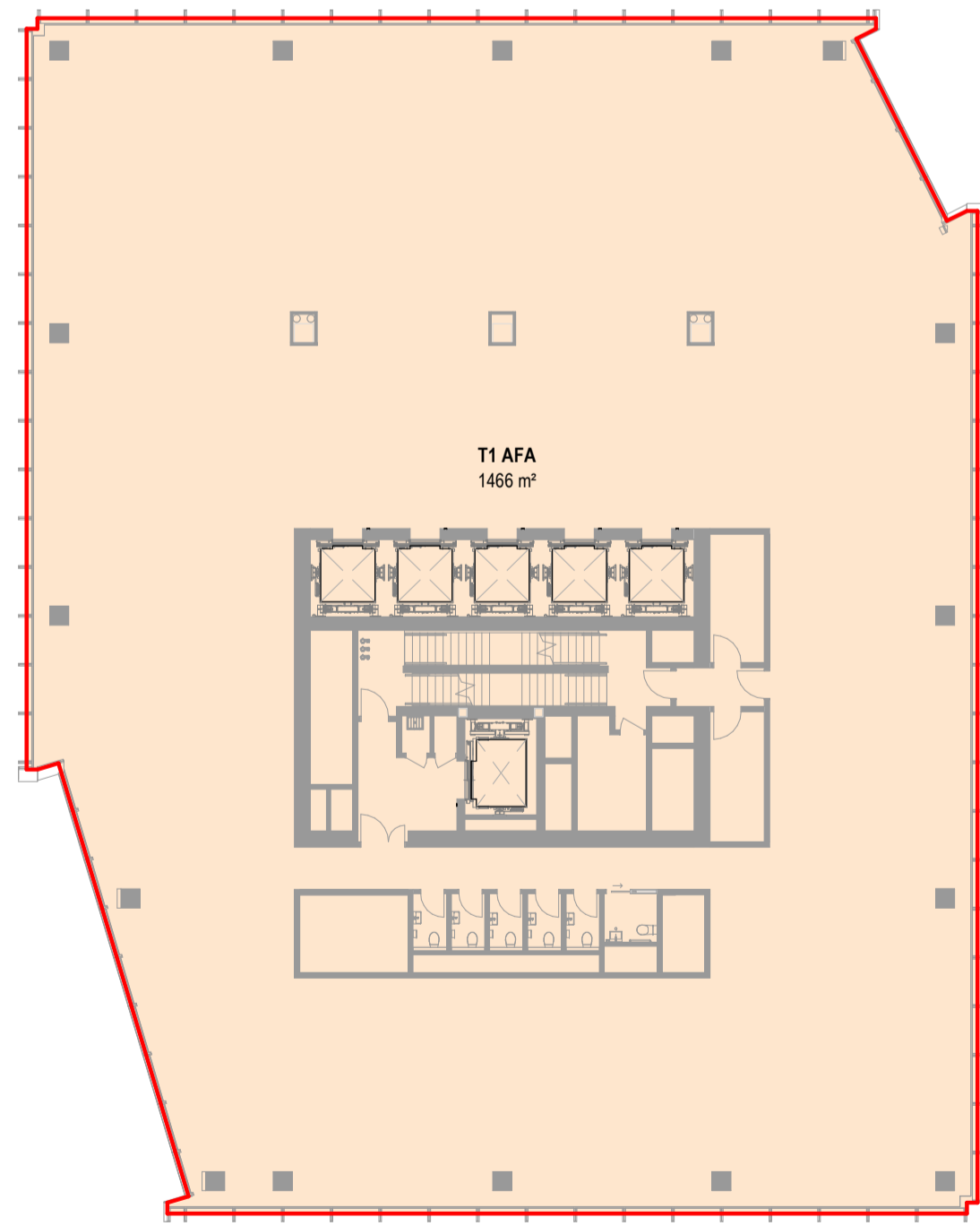
AFA PLAN - DTW LEVEL T1-L-35

1:250



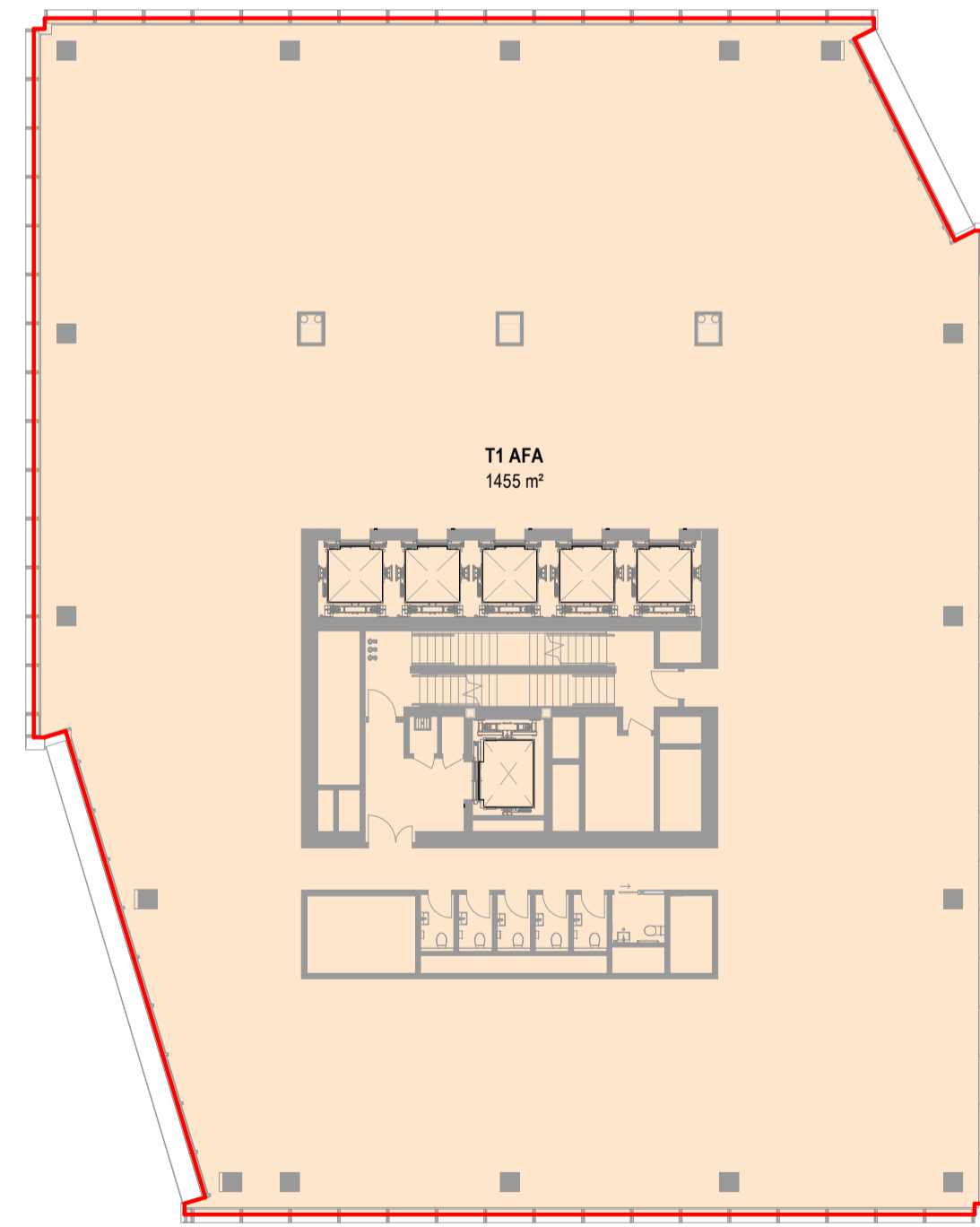
AFA PLAN - DTW LEVEL T1-L-36

1:250



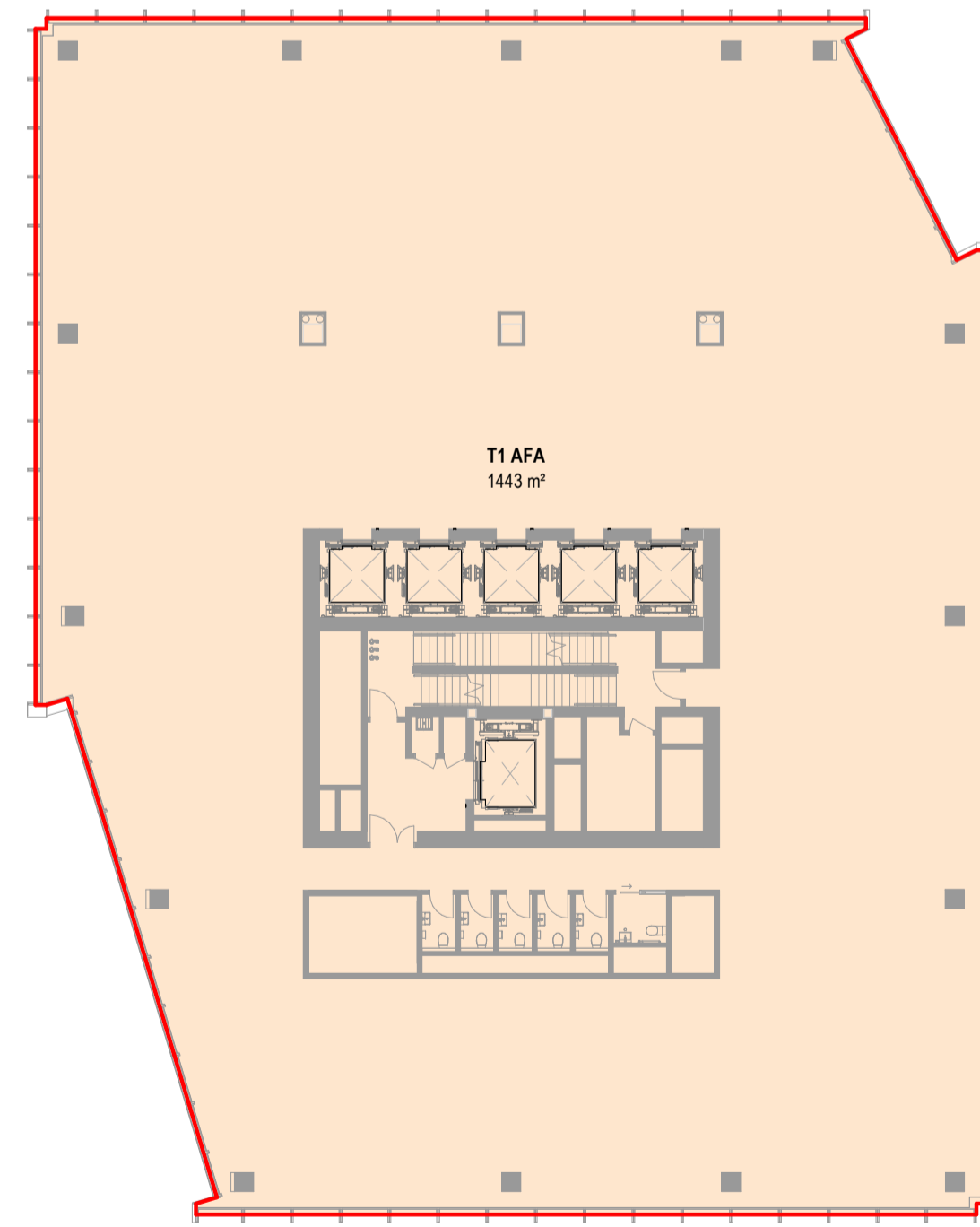
AFA PLAN - DTW LEVEL T1-L-37

1:250



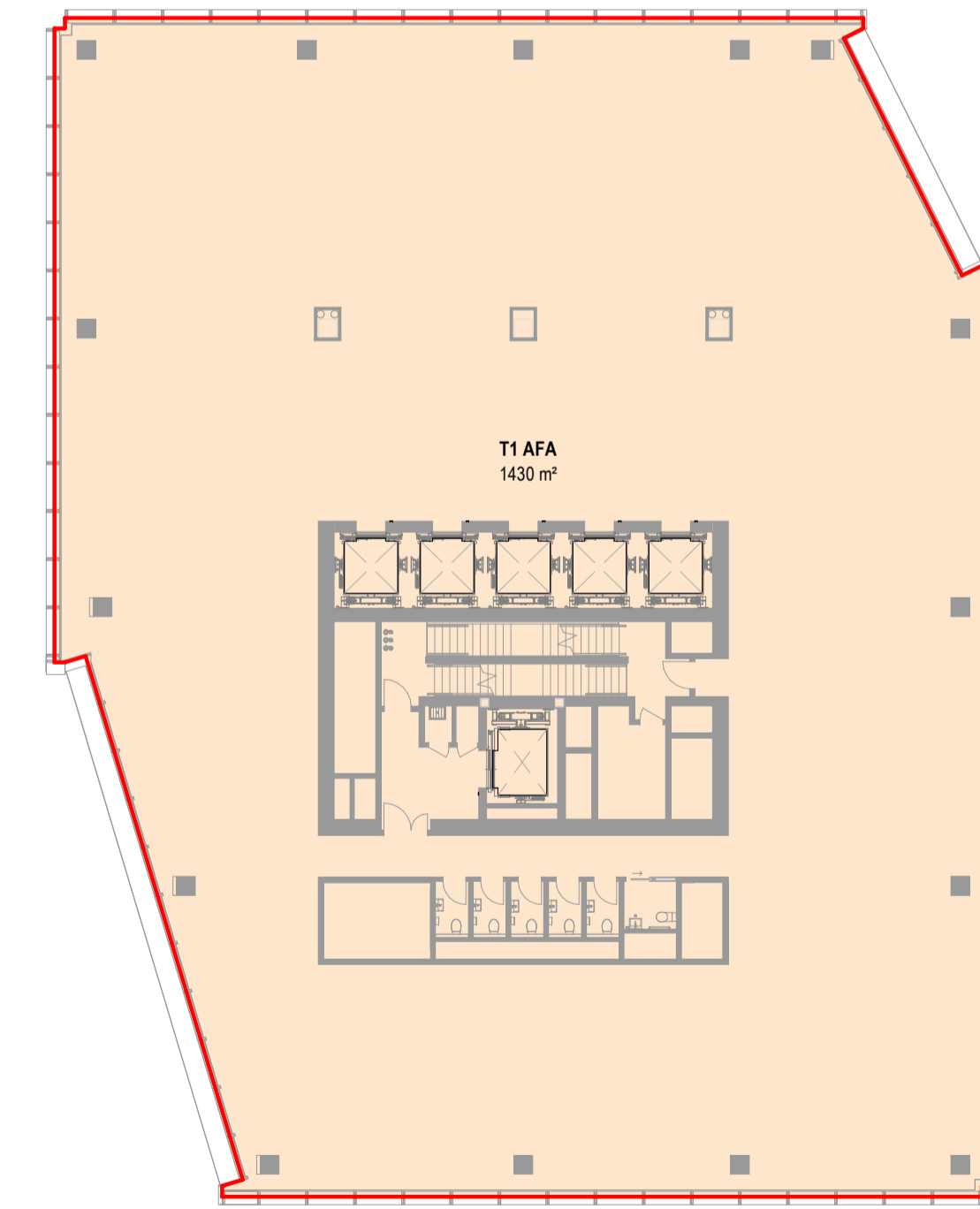
AFA PLAN - DTW LEVEL T1-L-38

1:250



AFA PLAN - DTW LEVEL T1-L-39

1:250



AFA PLAN - DTW LEVEL T1-L-40

1:250

AFA SCHEDULE - DTW T1-L34				
SPACE NAME	BUILDING	LEVEL	AREA	REF
T1 AFA	DTW BUILDING	T1-L-34	1495 m²	INCLUDED
TOTAL AFA			1495 m²	

AFA SCHEDULE - DTW T1-L35				
SPACE NAME	BUILDING	LEVEL	AREA	REF
T1 AFA	DTW BUILDING	T1-L-35	1486 m²	INCLUDED
TOTAL AFA			1486 m²	

AFA SCHEDULE - DTW T1-L36				
SPACE NAME	BUILDING	LEVEL	AREA	REF
T1 AFA	DTW BUILDING	T1-L-36	1476 m²	INCLUDED
TOTAL AFA			1476 m²	

AFA SCHEDULE - DTW T1-L37				
SPACE NAME	BUILDING	LEVEL	AREA	REF
T1 AFA	DTW BUILDING	T1-L-37	1466 m²	INCLUDED
TOTAL AFA			1466 m²	

AFA SCHEDULE - DTW T1-L38				
SPACE NAME	BUILDING	LEVEL	AREA	REF
T1 AFA	DTW BUILDING	T1-L-38	1455 m²	INCLUDED
TOTAL AFA			1455 m²	

AFA SCHEDULE - DTW T1-L39				
SPACE NAME	BUILDING	LEVEL	AREA	REF
T1 AFA	DTW BUILDING	T1-L-39	1443 m²	INCLUDED
TOTAL AFA			1443 m²	

AFA SCHEDULE - DTW T1-L40				
SPACE NAME	BUILDING	LEVEL	AREA	REF
T1 AFA	DTW BUILDING	T1-L-40	1430 m²	INCLUDED
TOTAL AFA			1430 m²	

All dimension to be verified on site before producing shop drawings or commencing any work. Do not scale. The copyright of this drawing remains with Warren and Mahoney Architects New Zealand Ltd.

Revisions

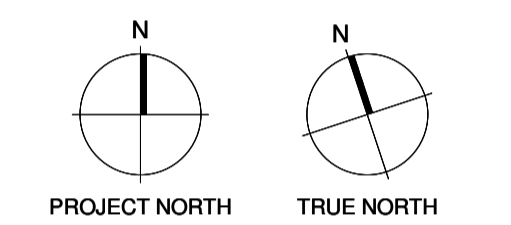
- A 07/06/24 DRAFT RC ISSUE
- B 01/07/24 DRAFT RC ISSUE
- C 22/07/24 DRAFT RC ISSUE
- D 22/07/24 RC ISSUE
- E 09/12/24 DESIGN UPDATE RC RFI 1

Notes

COMMERCIAL IN CONFIDENCE

AFA PLAN KEY:

- INCLUDED IN AFA
- EXCLUDED FROM AFA
- INTERIOR PUBLIC VOID - EXCLUDED FROM AFA
- EXTERIOR - EXCLUDED FROM AFA



Consultants

- RCP
Project Manager
- RLB
Quantity Surveyor
- HOLMES
Structural Engineer
- MOTT MAC DONALD
Services Engineer
- CROSSFIRE
Fire Engineer
- TONKIN + TAYLOR
Civil Engineer
- FLOW
Traffic Engineer

Client



Warren and Mahoney Architects New Zealand Ltd

Ground Floor, Mason Bros.
139 Pakenham Street West
Wynyard Quarter
Auckland 1010
New Zealand
Phone + 64 9 309 4894

Registered Architects and Designers
www.warrenandmahoney.com
Project Title

DOWNTOWN WEST

2 LOWER HOBSON STREET,
AUCKLAND CBD, AUCKLAND 1010

Drawing Title

**AFA AREA PLAN -
DTW BUILDING T1
L34 - T1 L40**

Drawing Status

**RESOURCE CONSENT
ISSUE**

Drawing Details

Scale	1:250 @ A1
Date	09/12/24
Job No	9234
Drawn	WAM
Checked	WAM

Drawing No **Revision**

RC05-0413 (E)

WARREN AND MAHONEY

All dimension to be verified on site before producing shop drawings or commencing any work. Do not scale. The copyright of this drawing remains with Warren and Mahoney Architects New Zealand Ltd.

Revisions

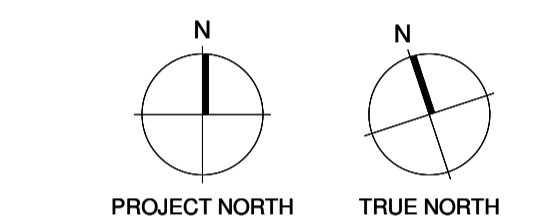
- A 07/06/24 DRAFT RC ISSUE
- B 01/07/24 DRAFT RC ISSUE
- C 22/07/24 DRAFT RC ISSUE
- D 22/07/24 RC ISSUE
- E 09/12/24 DESIGN UPDATE RC RFI 1

Notes

COMMERCIAL IN CONFIDENCE

AFA PLAN KEY:

	INCLUDED IN AFA
	EXCLUDED FROM AFA
	INTERIOR PUBLIC VOID - EXCLUDED FROM AFA
	EXTERIOR - EXCLUDED FROM AFA



Consultants

- RCP
Project Manager
- RLB
Quantity Surveyor
- HOLMES
Structural Engineer
- MOTT MAC DONALD
Services Engineer
- CROSSFIRE
Fire Engineer
- TONKIN + TAYLOR
Civil Engineer
- FLOW
Traffic Engineer

Client



**Warren and Mahoney Architects
New Zealand Ltd**

Ground Floor, Mason Bros.
139 Pakenham Street West
Wynyard Quarter
Auckland 1010
New Zealand
Phone + 64 9 309 4894

Registered Architects and Designers
www.warrenandmahoney.com

Project Title

DOWNTOWN WEST

2 LOWER HOBSON STREET,
AUCKLAND CBD, AUCKLAND 1010

Drawing Title

**AFA AREA PLAN -
DTW BUILDING T1
L41 - T1 L47**

Drawing Status

**RESOURCE CONSENT
ISSUE**

Drawing Details

Scale	1:250 @ A1
Date	09/12/24
Job No	9234
Drawn	WAM
Checked	WAM

Drawing No **Revision**

RC05-0414 (E)

WARREN AND MAHONEY

AFA SCHEDULE - DTW T1-L41				
SPACE NAME	BUILDING	LEVEL	AREA	REF
T1 AFA	DTW BUILDING	T1-L-41	1417 m ²	INCLUDED
TOTAL AFA			1417 m ²	

AFA SCHEDULE - DTW T1-L42				
SPACE NAME	BUILDING	LEVEL	AREA	REF
T1 AFA	DTW BUILDING	T1-L-42	1403 m ²	INCLUDED
TOTAL AFA			1403 m ²	

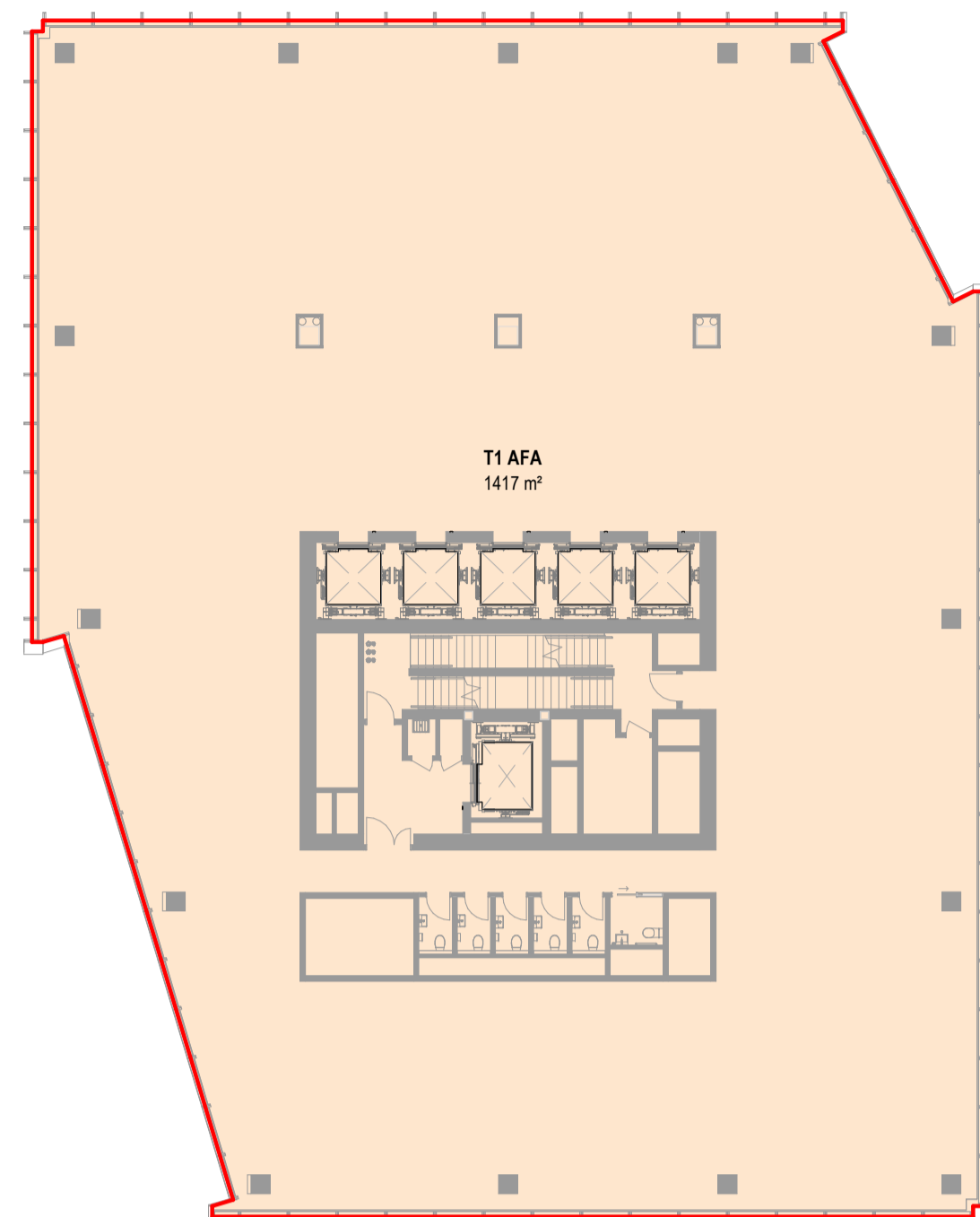
AFA SCHEDULE - DTW T1-L43				
SPACE NAME	BUILDING	LEVEL	AREA	REF
T1 AFA	DTW BUILDING	T1-L-43	1388 m ²	INCLUDED
TOTAL AFA			1388 m ²	

AFA SCHEDULE - DTW T1-L44				
SPACE NAME	BUILDING	LEVEL	AREA	REF
T1 AFA	DTW BUILDING	T1-L-44	1373 m ²	INCLUDED
TOTAL AFA			1373 m ²	

AFA SCHEDULE - DTW T1-L45				
SPACE NAME	BUILDING	LEVEL	AREA	REF
T1 AFA	DTW BUILDING	T1-L-45	1356 m ²	INCLUDED
TOTAL AFA			1356 m ²	

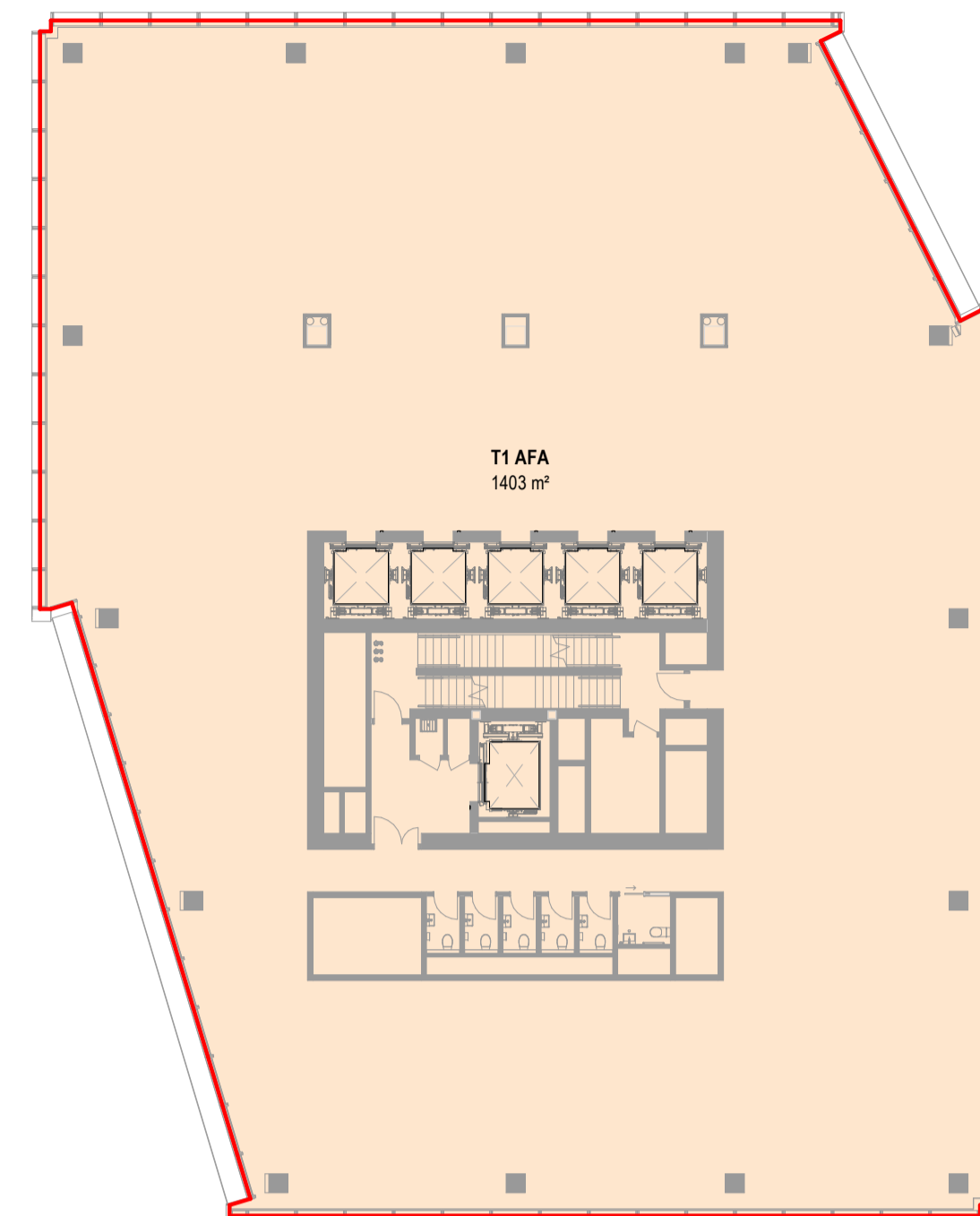
AFA SCHEDULE - DTW T1-L46				
SPACE NAME	BUILDING	LEVEL	AREA	REF
T1 AFA	DTW BUILDING	T1-L-46	1340 m ²	INCLUDED
TOTAL AFA			1340 m ²	

AFA SCHEDULE - DTW T1-L47				
SPACE NAME	BUILDING	LEVEL	AREA	REF
T1 AFA	DTW BUILDING	T1-L-47	1322 m ²	INCLUDED
TOTAL AFA			1322 m ²	



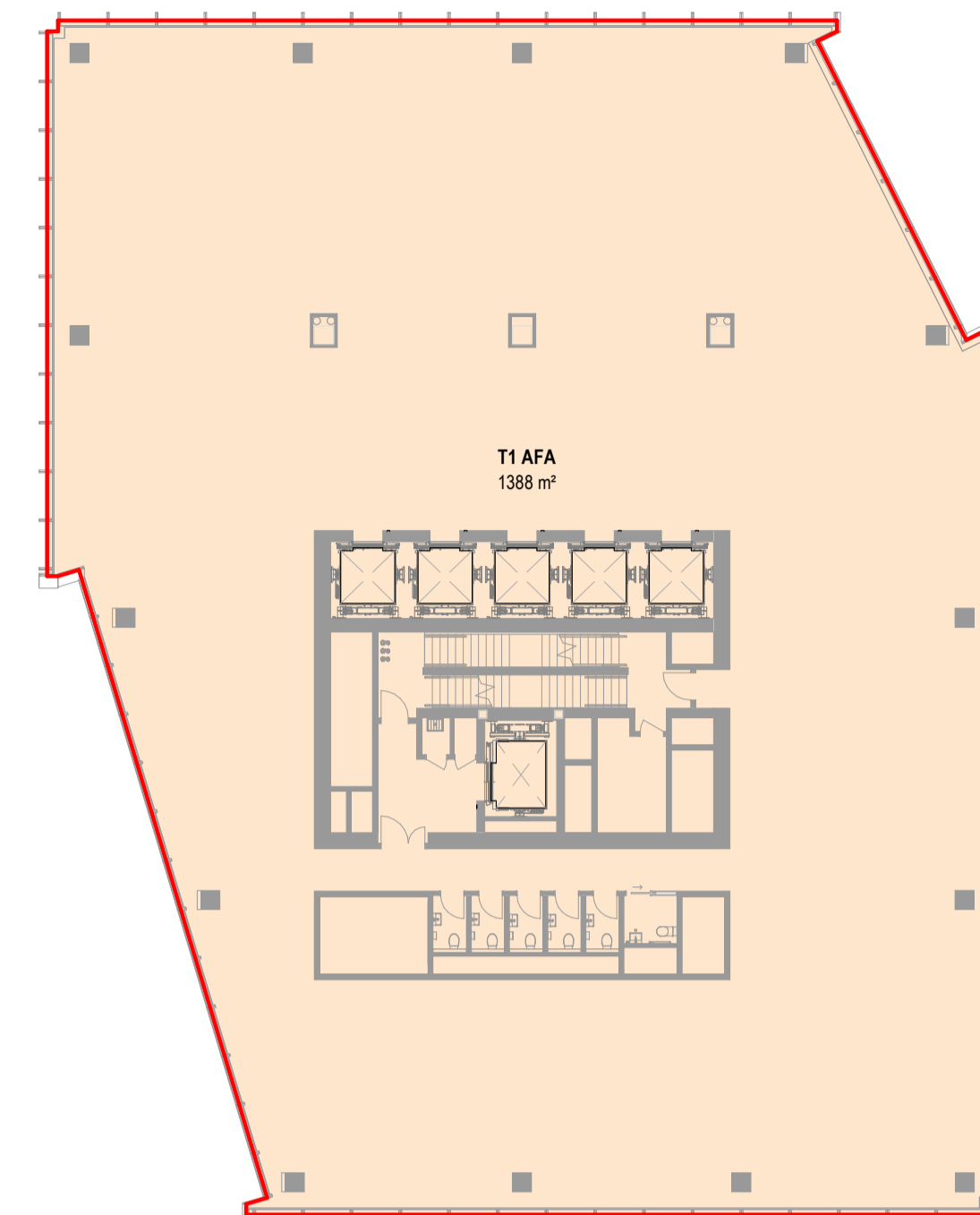
AFA PLAN - DTW LEVEL T1-L-41

1:250



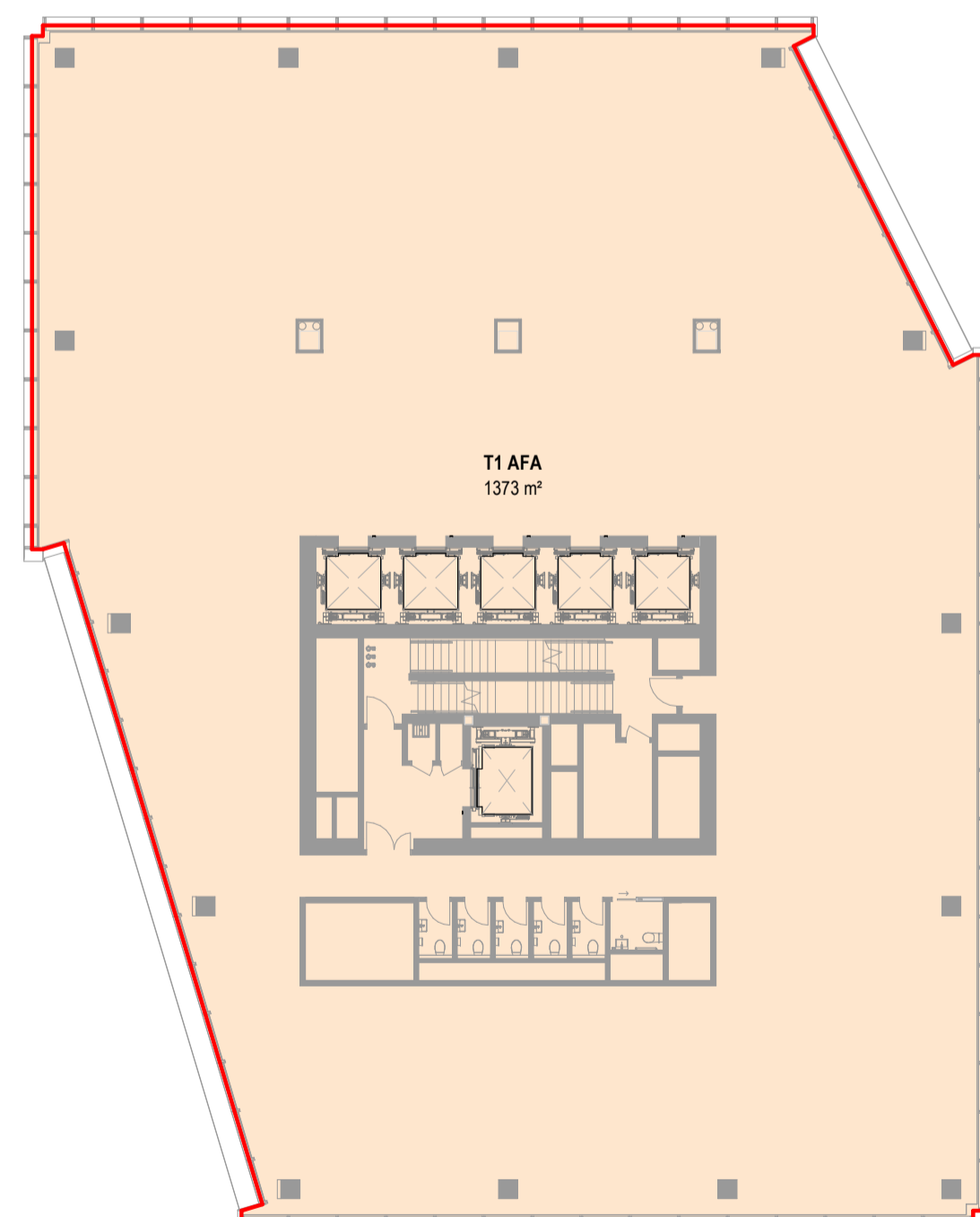
AFA PLAN - DTW LEVEL T1-L-42

1:250



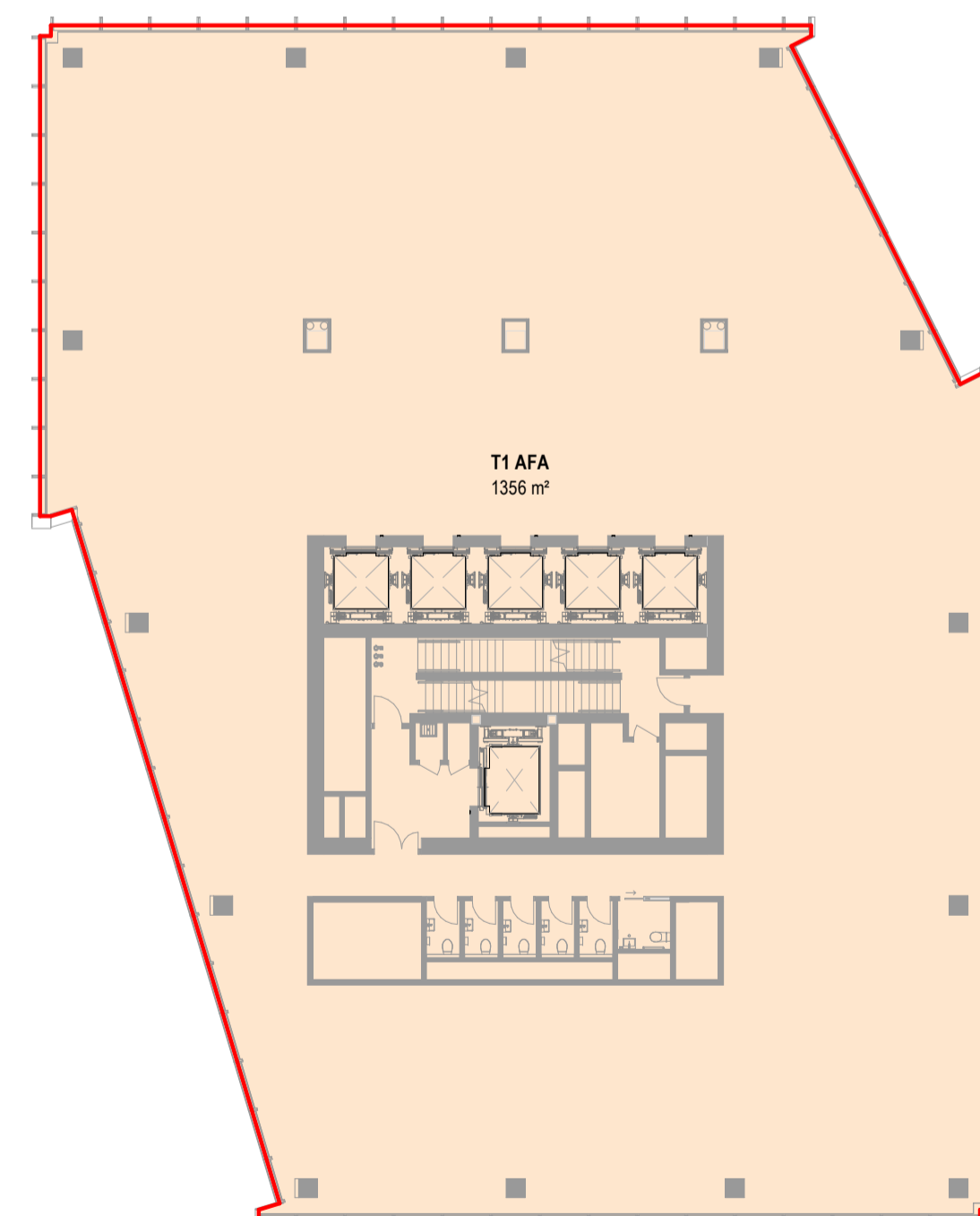
AFA PLAN - DTW LEVEL T1-L-43

1:250



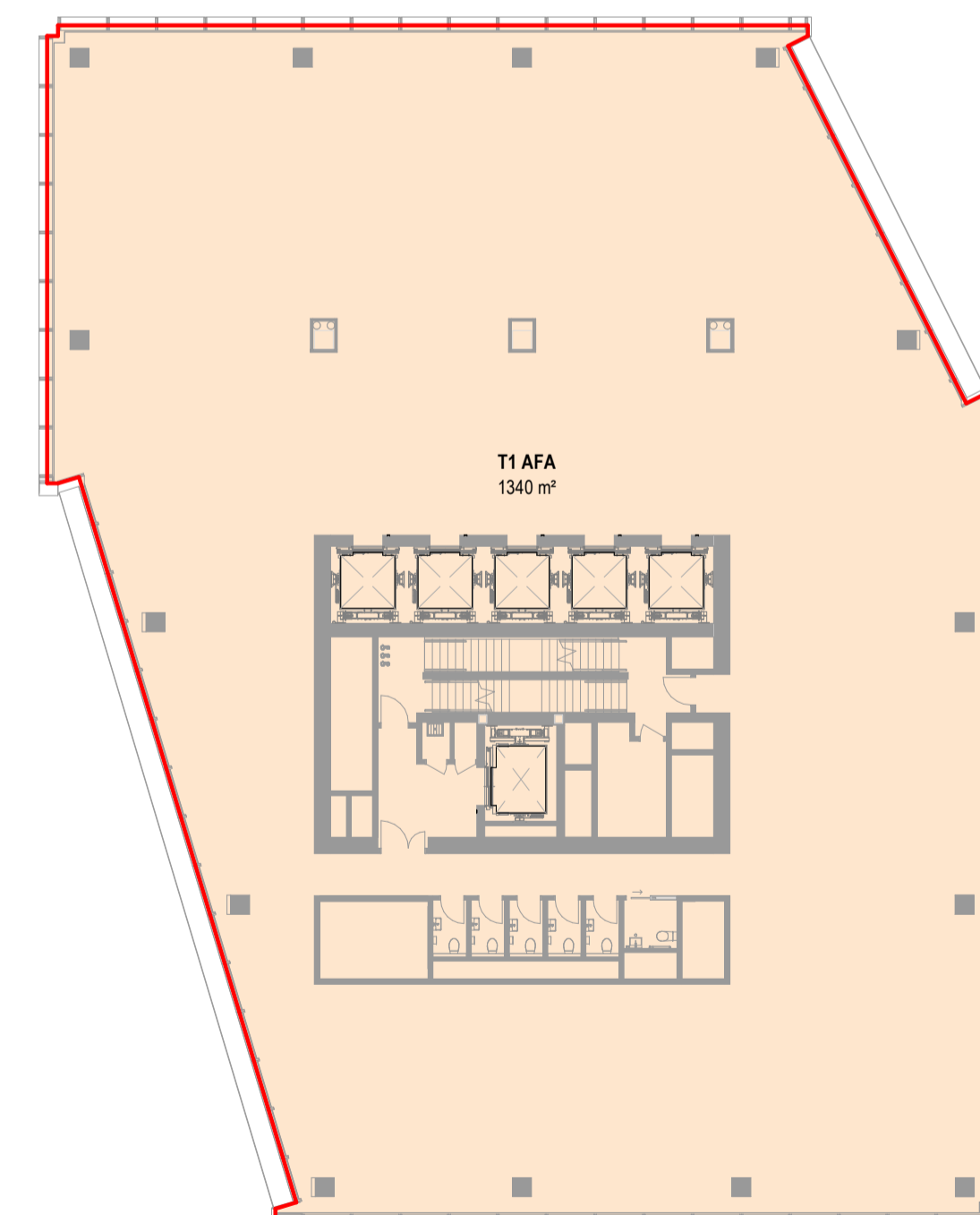
AFA PLAN - DTW LEVEL T1-L-44

1:250



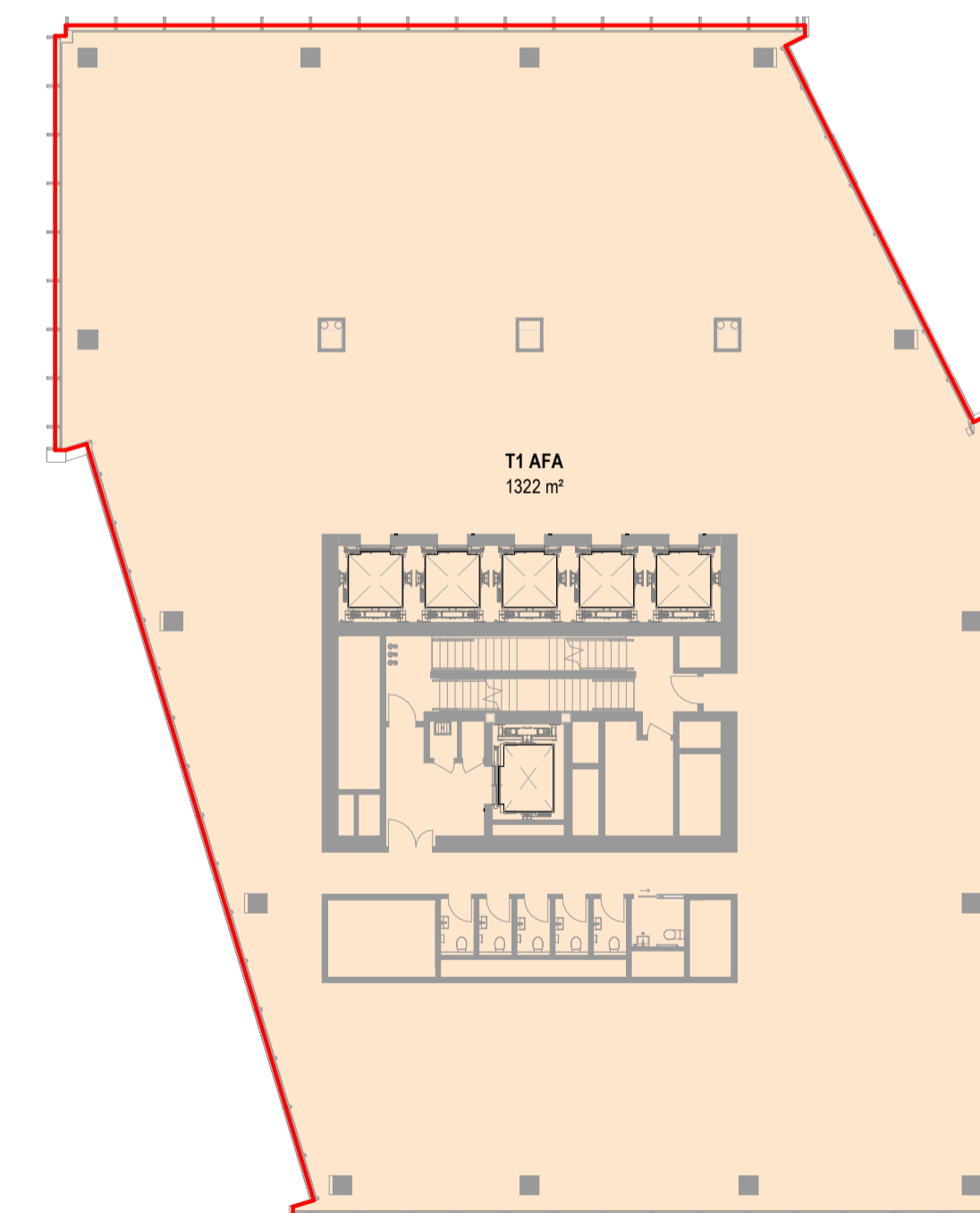
AFA PLAN - DTW LEVEL T1-L-45

1:250



AFA PLAN - DTW LEVEL T1-L-46

1:250



AFA PLAN - DTW LEVEL T1-L-47

1:250

All dimension to be verified on site before producing shop drawings or commencing any work. Do not scale. The copyright of this drawing remains with Warren and Mahoney Architects New Zealand Ltd.





Revisions

- A 07/06/24 DRAFT RC ISSUE
- B 01/07/24 DRAFT RC ISSUE
- C 22/07/24 DRAFT RC ISSUE
- D 22/07/24 RC ISSUE
- E 09/12/24 DESIGN UPDATE RC RFI 1

Notes

COMMERCIAL IN CONFIDENCE

AFA PLAN KEY:

	INCLUDED IN AFA
	EXCLUDED FROM AFA
	INTERIOR PUBLIC VOID - EXCLUDED FROM AFA
	EXTERIOR - EXCLUDED FROM AFA

AFA SCHEDULE - DTW T1-L48				
SPACE NAME	BUILDING	LEVEL	AREA	REF
T1 AFA	DTW BUILDING	T1-L-48	1304 m ²	INCLUDED
TOTAL AFA			1304 m ²	

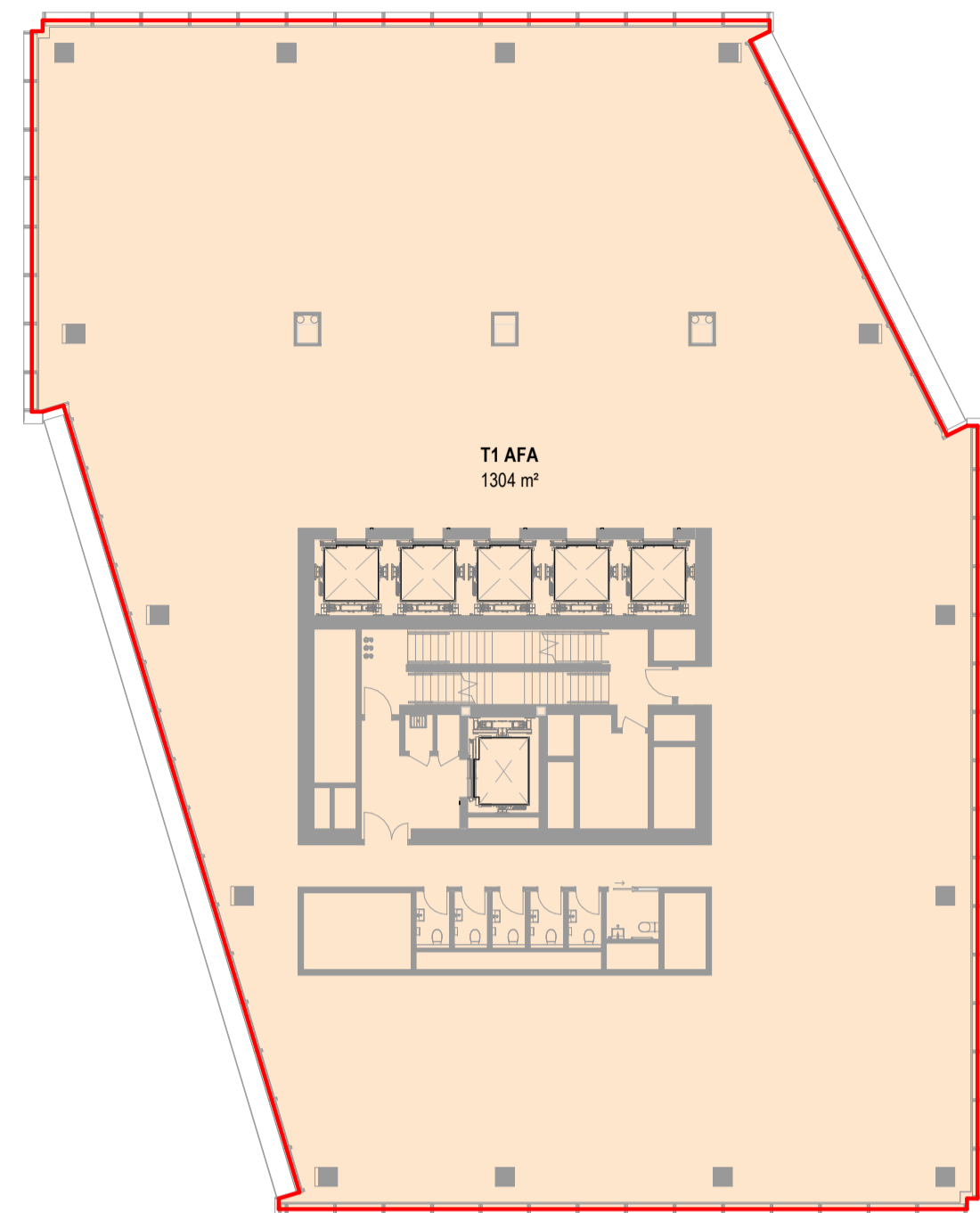
AFA SCHEDULE - DTW T1-L49				
SPACE NAME	BUILDING	LEVEL	AREA	REF
T1 AFA	DTW BUILDING	T1-L-49	1285 m ²	INCLUDED
TOTAL AFA			1285 m ²	

AFA SCHEDULE - DTW T1-L50				
SPACE NAME	BUILDING	LEVEL	AREA	REF
T1 AFA	DTW BUILDING	T1-L-50	1266 m ²	INCLUDED
TOTAL AFA			1266 m ²	

AFA SCHEDULE - DTW T1-L51				
SPACE NAME	BUILDING	LEVEL	AREA	REF
T1 AFA	DTW BUILDING	T1-L-51	1240 m ²	INCLUDED
TOTAL AFA			1240 m ²	

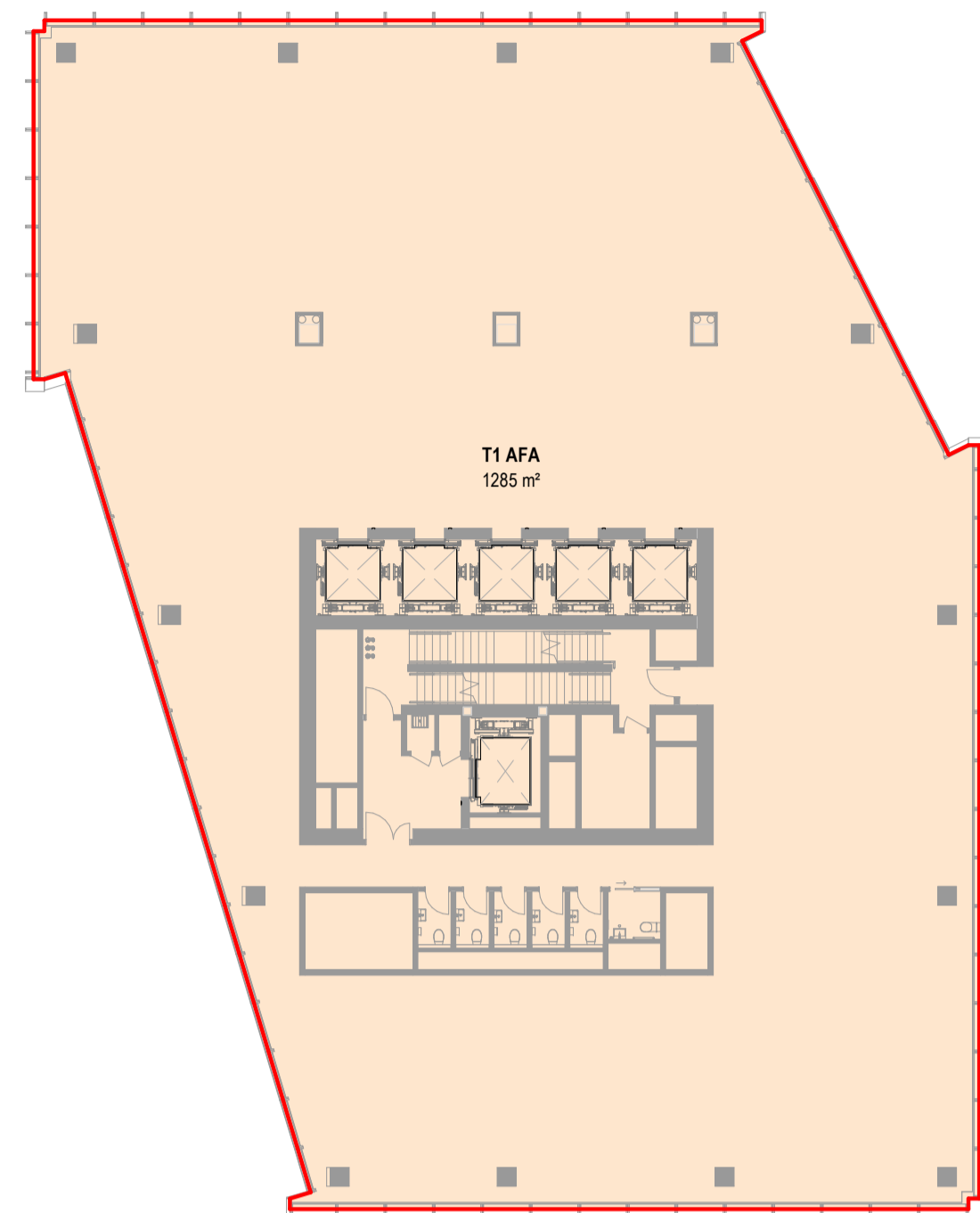
AFA SCHEDULE - DTW T1-L52				
SPACE NAME	BUILDING	LEVEL	AREA	REF
T1 AFA	DTW BUILDING	T1-L-52	678 m ²	INCLUDED
T1 AFA	DTW BUILDING	T1-L-52	198 m ²	INCLUDED
TOTAL AFA			876 m ²	

AFA SCHEDULE - DTW T1-L53				
SPACE NAME	BUILDING	LEVEL	AREA	REF
T1 AFA	DTW BUILDING	T1-L-53	722 m ²	INCLUDED
T1 AFA	DTW BUILDING	T1-L-53	128 m ²	INCLUDED
TOTAL AFA			850 m ²	



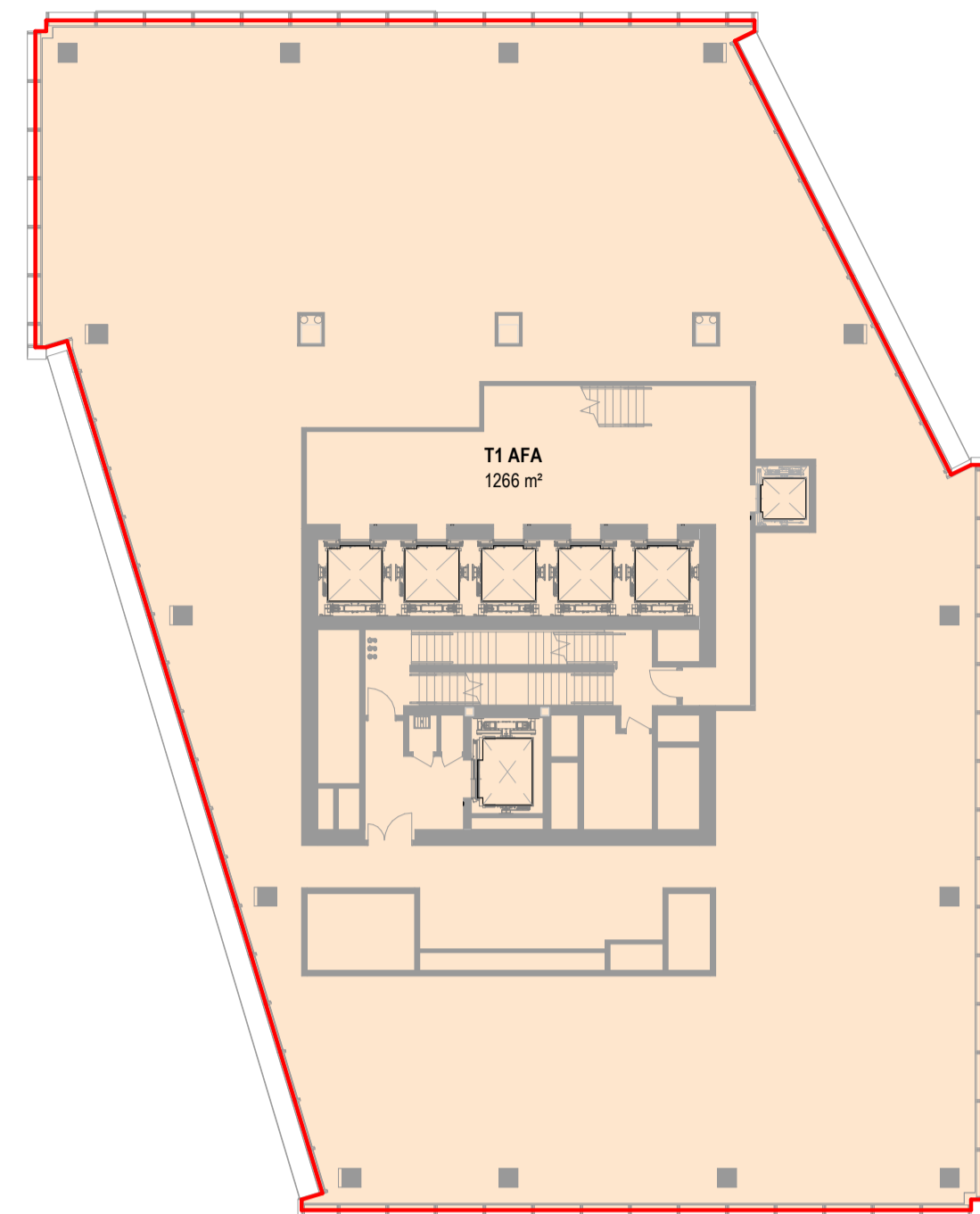
AFA PLAN - DTW LEVEL T1-L-48

1:250



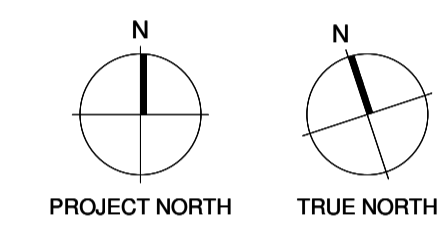
AFA PLAN - DTW LEVEL T1-L-49

1:250



AFA PLAN - DTW LEVEL T1-L-50

1:250



Consultants

- RCP
Project Manager
- RLB
Quantity Surveyor
- HOLMES
Structural Engineer
- MOTT MAC DONALD
Services Engineer
- CROSSFIRE
Fire Engineer
- TONKIN + TAYLOR
Civil Engineer
- FLOW
Traffic Engineer

Client



Warren and Mahoney Architects
New Zealand Ltd

Ground Floor, Mason Bros.
139 Pakenham Street West
Wynyard Quarter
Auckland 1010
New Zealand
Phone + 64 9 309 4894

Registered Architects and Designers
www.warrenandmahoney.com

Project Title

DOWNTOWN WEST

2 LOWER HOBSON STREET,
AUCKLAND CBD, AUCKLAND 1010

Drawing Title

**AFA AREA PLAN -
DTW BUILDING T1
L48 - T1 L53**

Drawing Status

**RESOURCE CONSENT
ISSUE**

Drawing Details

Scale	1:250 @ A1
Date	09/12/24
Job No	9234
Drawn	WAM
Checked	WAM

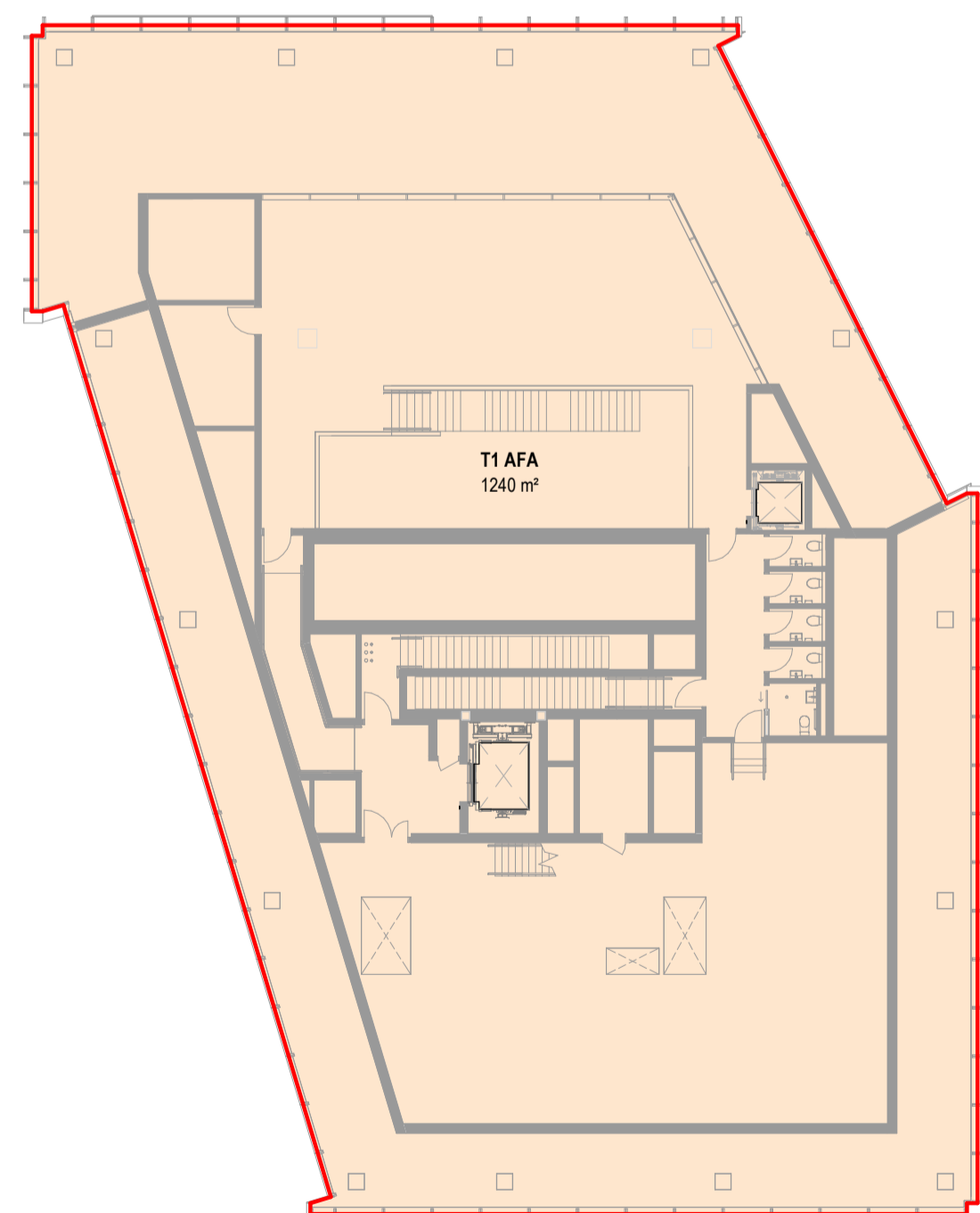
Drawing No

RC05-0415

Revision

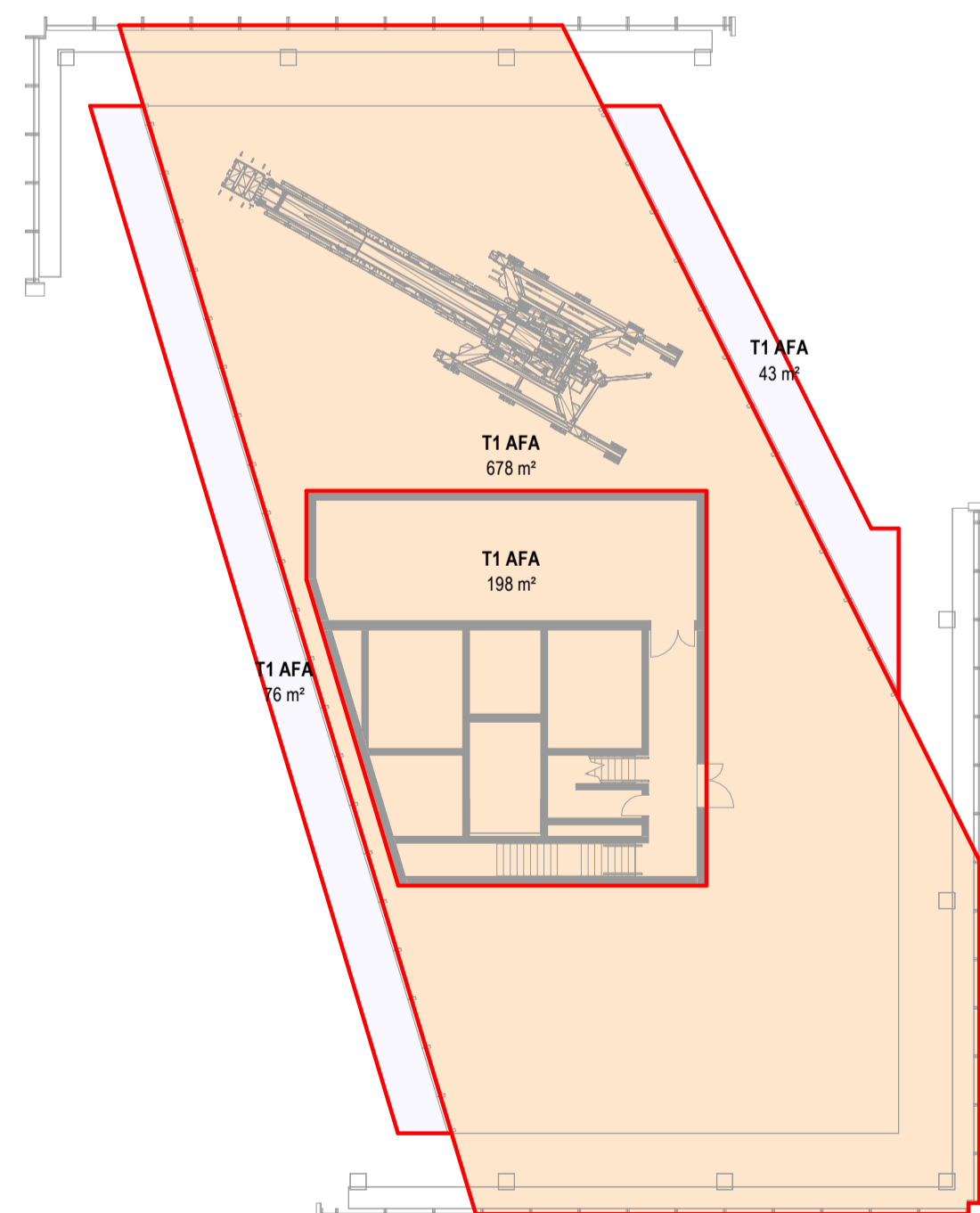


WARREN AND MAHONEY



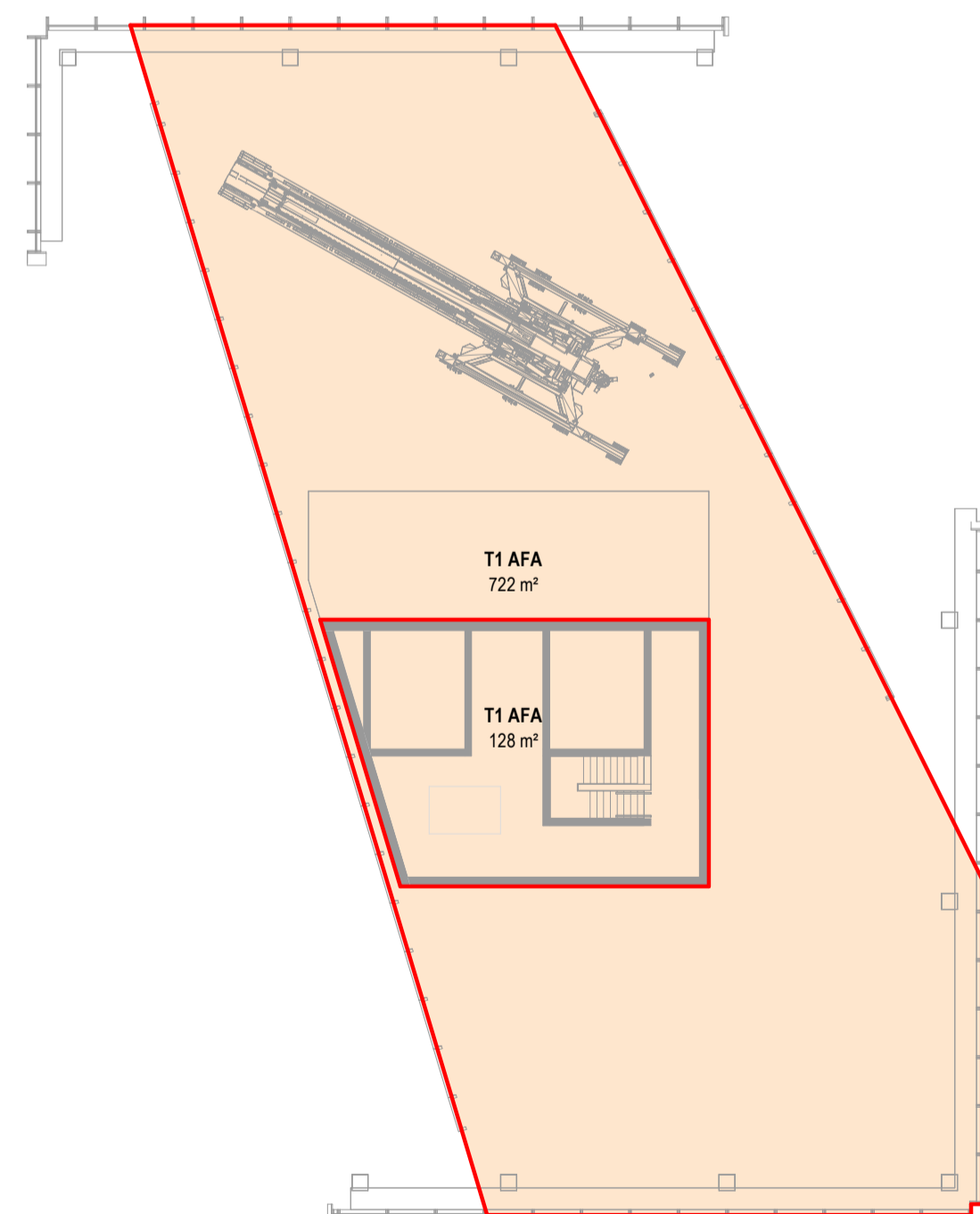
AFA PLAN - DTW LEVEL T1-L-51

1:250



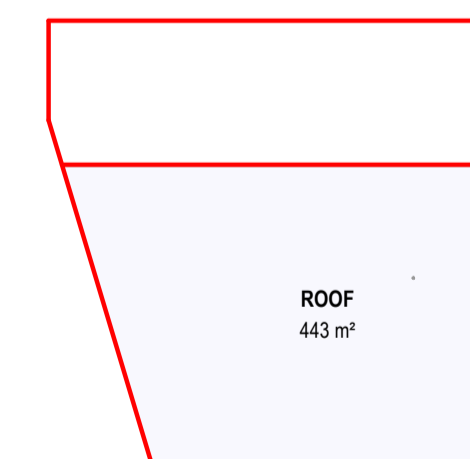
AFA PLAN - DTW LEVEL T1-L-52

1:250



AFA PLAN - DTW LEVEL T1-L-53

1:250



AFA PLAN - DTW LEVEL T1-(PARAPET)

1:250

All dimension to be verified on site before producing shop drawings or commencing any work. Do not scale. The copyright of this drawing remains with Warren and Mahoney Architects New Zealand Ltd.





Revisions

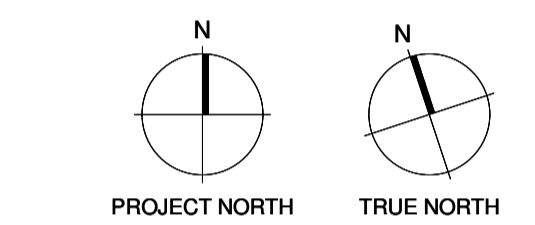
- A 07/06/24 DRAFT RC ISSUE
- B 01/07/24 DRAFT RC ISSUE
- C 22/07/24 DRAFT RC ISSUE
- D 22/07/24 RC ISSUE
- E 09/12/24 DESIGN UPDATE RC RFI 1

Notes

COMMERCIAL IN CONFIDENCE

AFA PLAN KEY:

	INCLUDED IN AFA
	EXCLUDED FROM AFA
	INTERIOR PUBLIC VOID - EXCLUDED FROM AFA
	EXTERIOR - EXCLUDED FROM AFA



Consultants

- RCP Project Manager
- RLB Quantity Surveyor
- HOLMES Structural Engineer
- MOTT MAC DONALD Services Engineer
- CROSSFIRE Fire Engineer
- TONKIN + TAYLOR Civil Engineer
- FLOW Traffic Engineer

Client



Warren and Mahoney Architects New Zealand Ltd

Ground Floor, Mason Bros.
139 Pakenham Street West
Wynyard Quarter
Auckland 1010
New Zealand
Phone + 64 9 309 4894

Registered Architects and Designers
www.warrenandmahoney.com
Project Title

DOWNTOWN WEST

2 LOWER HOBSON STREET,
AUCKLAND CBD, AUCKLAND 1010

Drawing Title

**AFA AREA PLAN -
DTW BUILDING T2
L07M - T2 L14**

Drawing Status

**RESOURCE CONSENT
ISSUE**

Drawing Details

Scale	1:250 @ A1
Date	09/12/24
Job No	9234
Drawn	WAM
Checked	WAM

Drawing No	Revision
RC05-0416	ⓔ

WARREN AND MAHONEY

AFA SCHEDULE - DTW T2-L07M

SPACE NAME	BUILDING	LEVEL	AREA	REF
T2 AFA	DTW BUILDING	T2-L-07M	656 m ²	INCLUDED
TOTAL AFA			656 m ²	

AFA SCHEDULE - DTW T2-L08

SPACE NAME	BUILDING	LEVEL	AREA	REF
T2 AFA	DTW BUILDING	T2-L-08	844 m ²	INCLUDED
TOTAL AFA			844 m ²	

AFA SCHEDULE - DTW T2-L09

SPACE NAME	BUILDING	LEVEL	AREA	REF
T2 AFA	DTW BUILDING	T2-L-09	866 m ²	INCLUDED
TOTAL AFA			866 m ²	

AFA SCHEDULE - DTW T2-L10

SPACE NAME	BUILDING	LEVEL	AREA	REF
T2 AFA	DTW BUILDING	T2-L-10	897 m ²	INCLUDED
TCE (>75% ENCLOSED)	DTW BUILDING	T2-L-10	8 m ²	INCLUDED
TOTAL AFA			905 m ²	

AFA SCHEDULE - DTW T2-L11

SPACE NAME	BUILDING	LEVEL	AREA	REF
T2 AFA	DTW BUILDING	T2-L-11	905 m ²	INCLUDED
TCE (>75% ENCLOSED)	DTW BUILDING	T2-L-11	8 m ²	INCLUDED
TOTAL AFA			913 m ²	

AFA SCHEDULE - DTW T2-L12

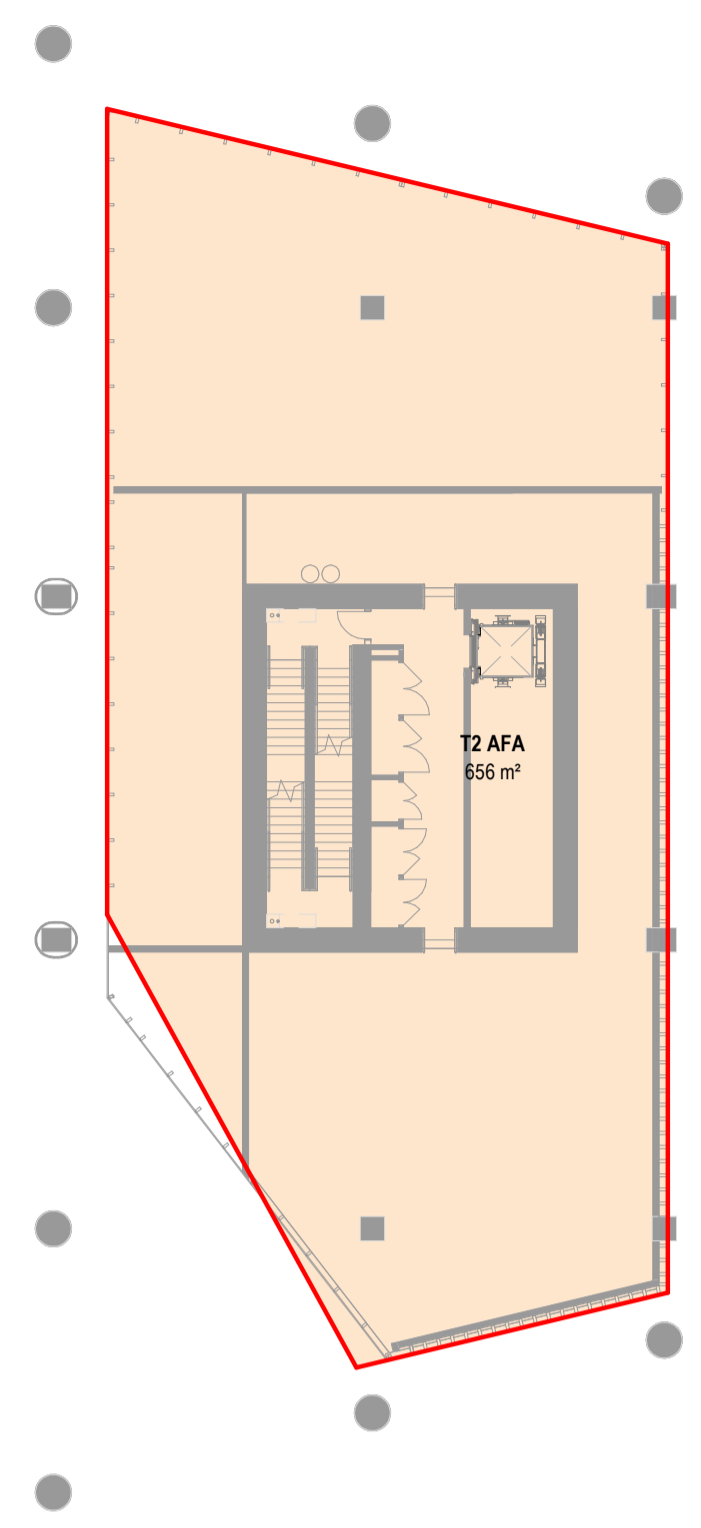
SPACE NAME	BUILDING	LEVEL	AREA	REF
T2 AFA	DTW BUILDING	T2-L-12	914 m ²	INCLUDED
TCE (>75% ENCLOSED)	DTW BUILDING	T2-L-12	8 m ²	INCLUDED
TOTAL AFA			922 m ²	

AFA SCHEDULE - DTW T2-L13

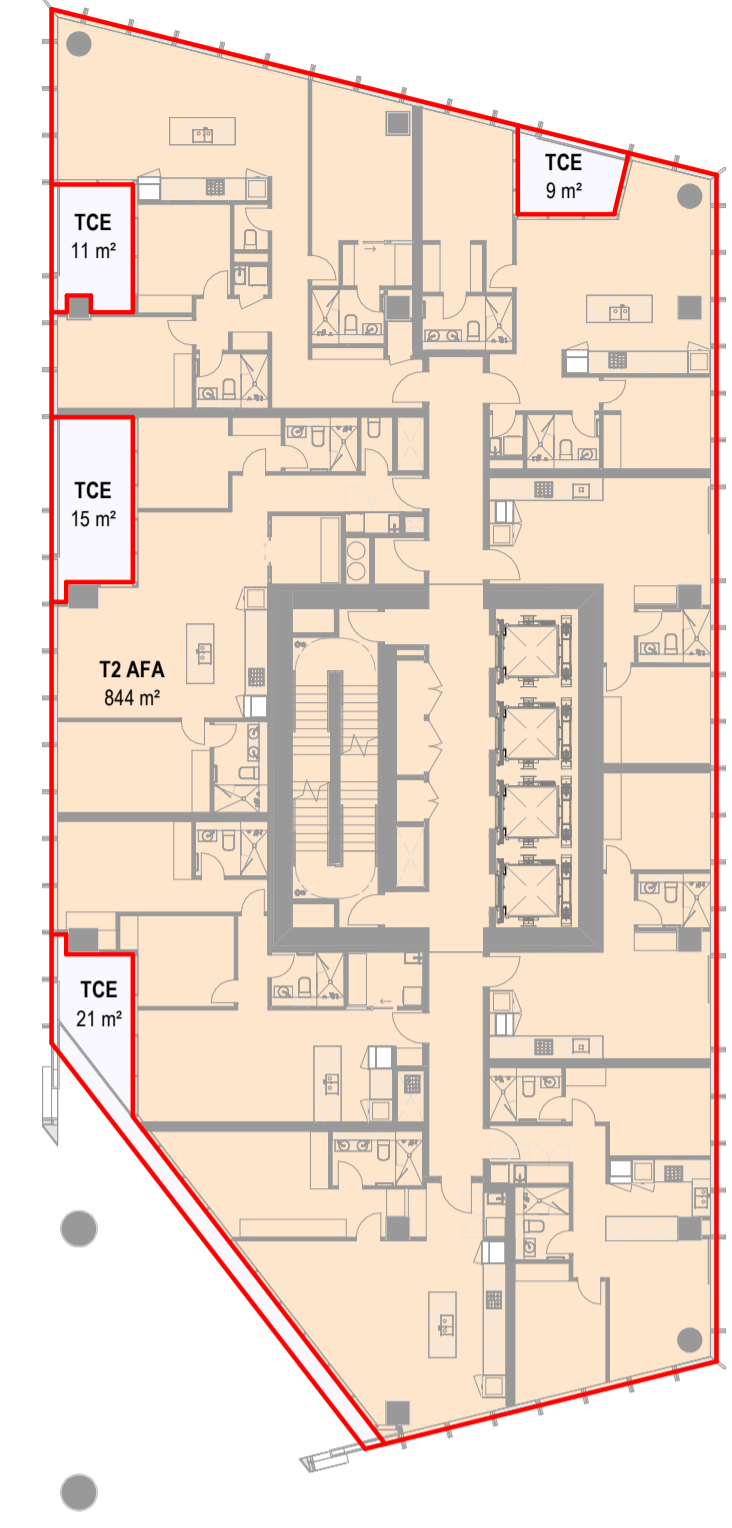
SPACE NAME	BUILDING	LEVEL	AREA	REF
T2 AFA	DTW BUILDING	T2-L-13	914 m ²	INCLUDED
TCE (>75% ENCLOSED)	DTW BUILDING	T2-L-13	8 m ²	INCLUDED
TOTAL AFA			922 m ²	

AFA SCHEDULE - DTW T2-L14

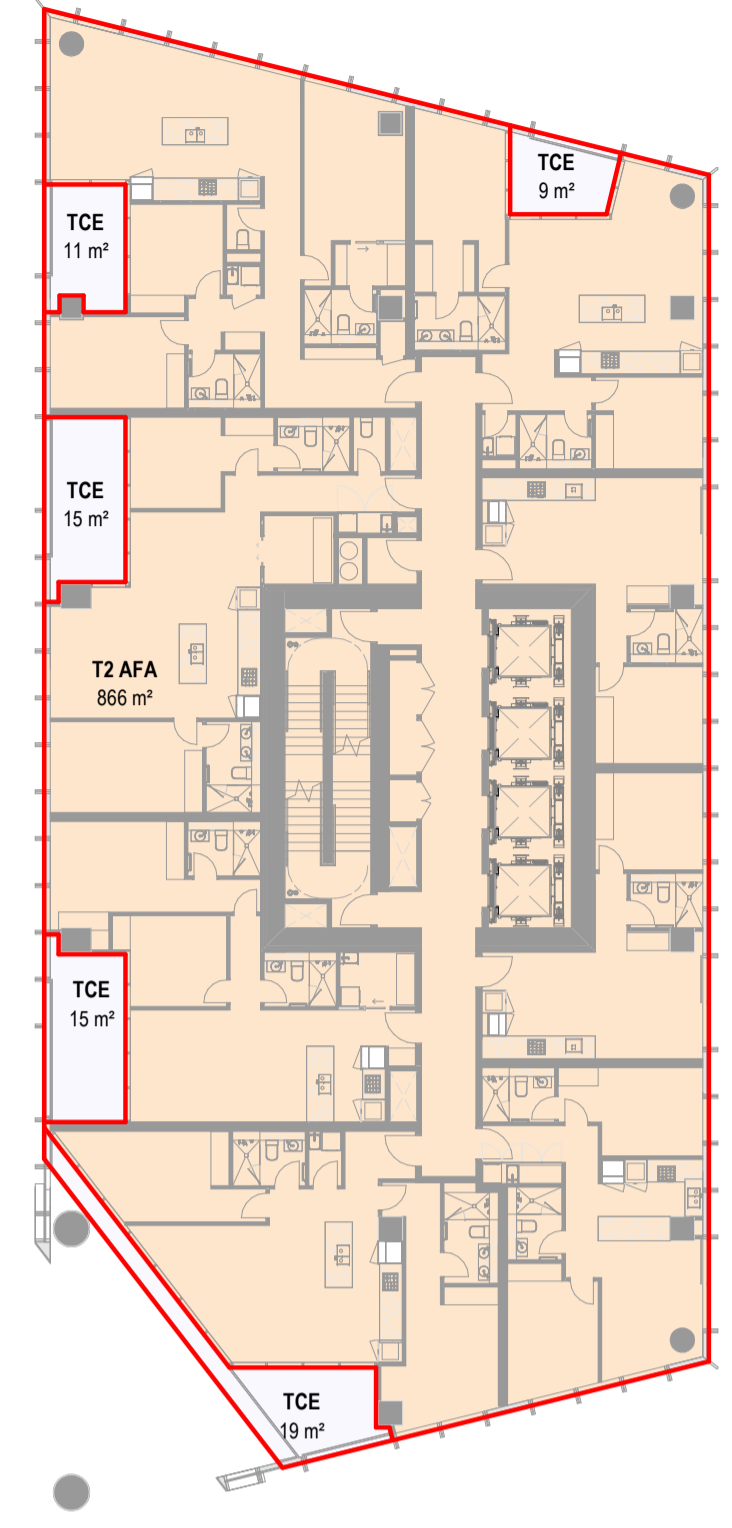
SPACE NAME	BUILDING	LEVEL	AREA	REF
T2 AFA	DTW BUILDING	T2-L-14	916 m ²	INCLUDED
TCE (>75% ENCLOSED)	DTW BUILDING	T2-L-14	8 m ²	INCLUDED
TOTAL AFA			924 m ²	



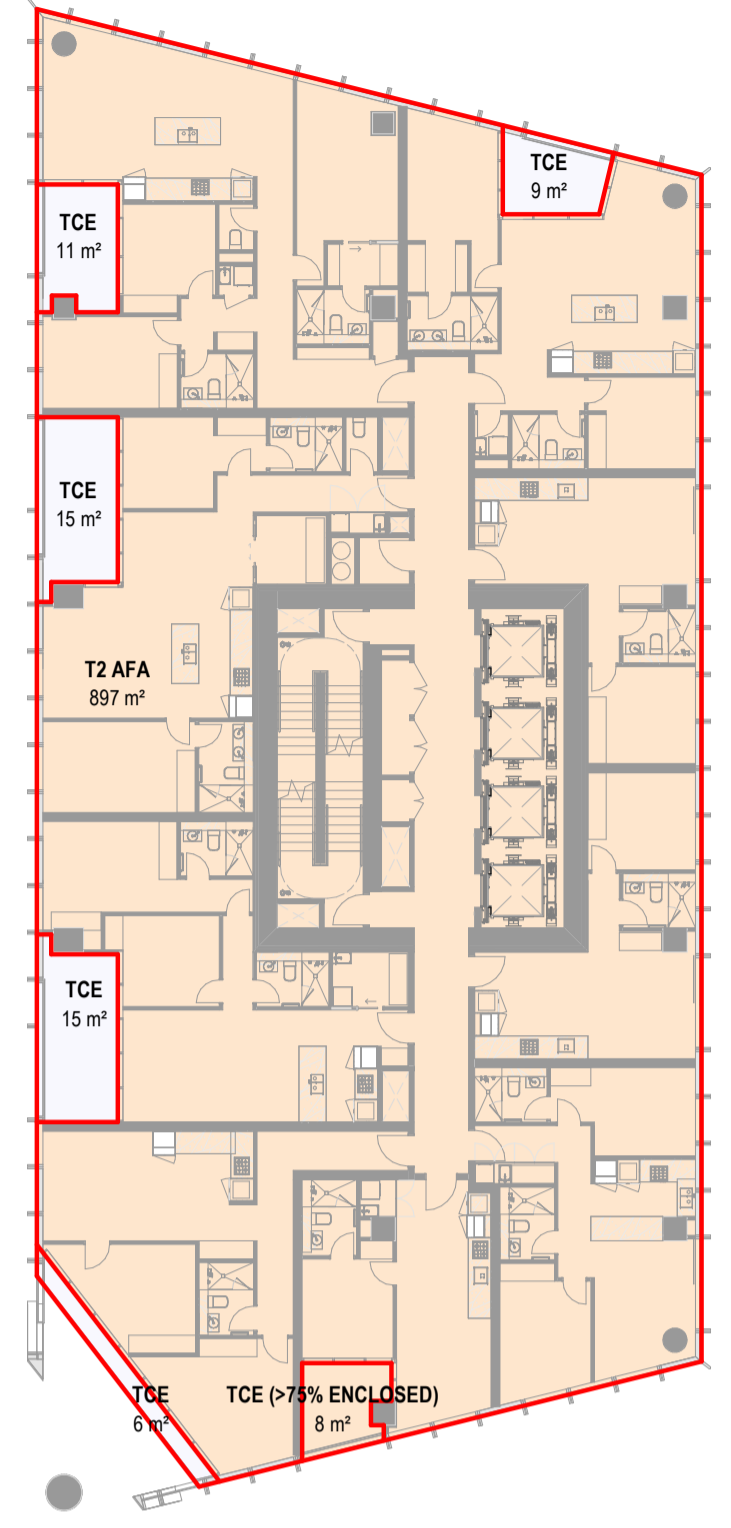
AFA PLAN - DTW LEVEL T2-L-07M
1:250



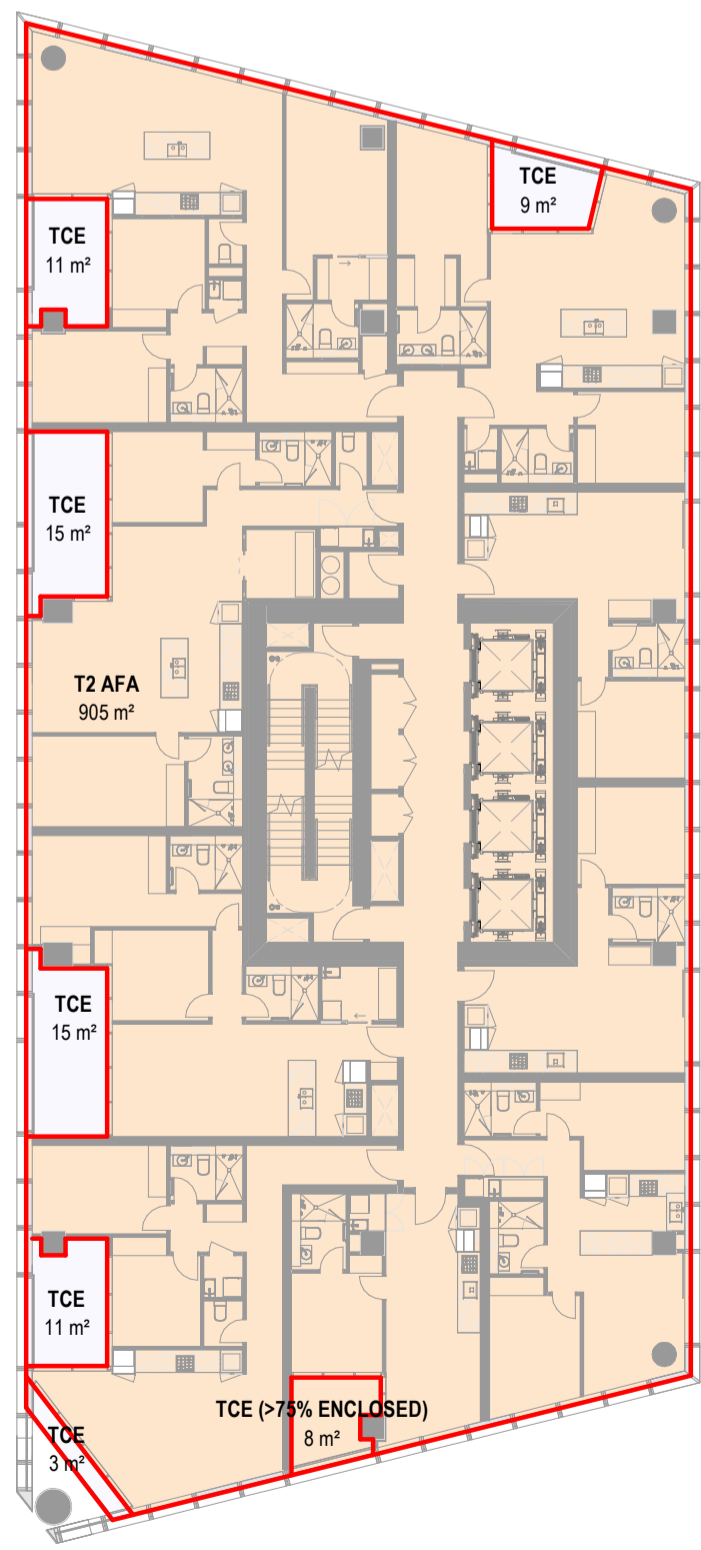
AFA PLAN - DTW LEVEL T2-L-08
1:250



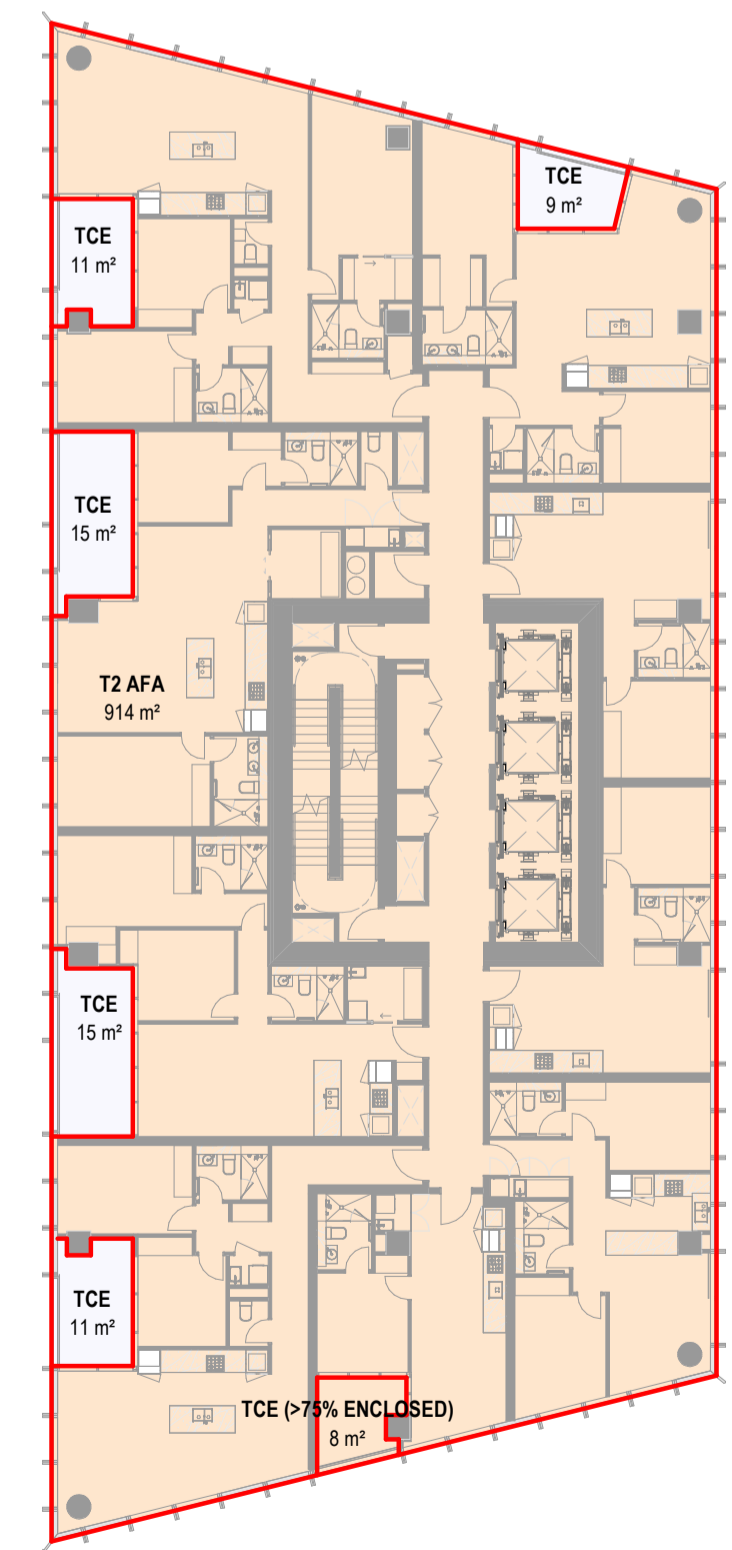
AFA PLAN - DTW LEVEL T2-L-09
1:250



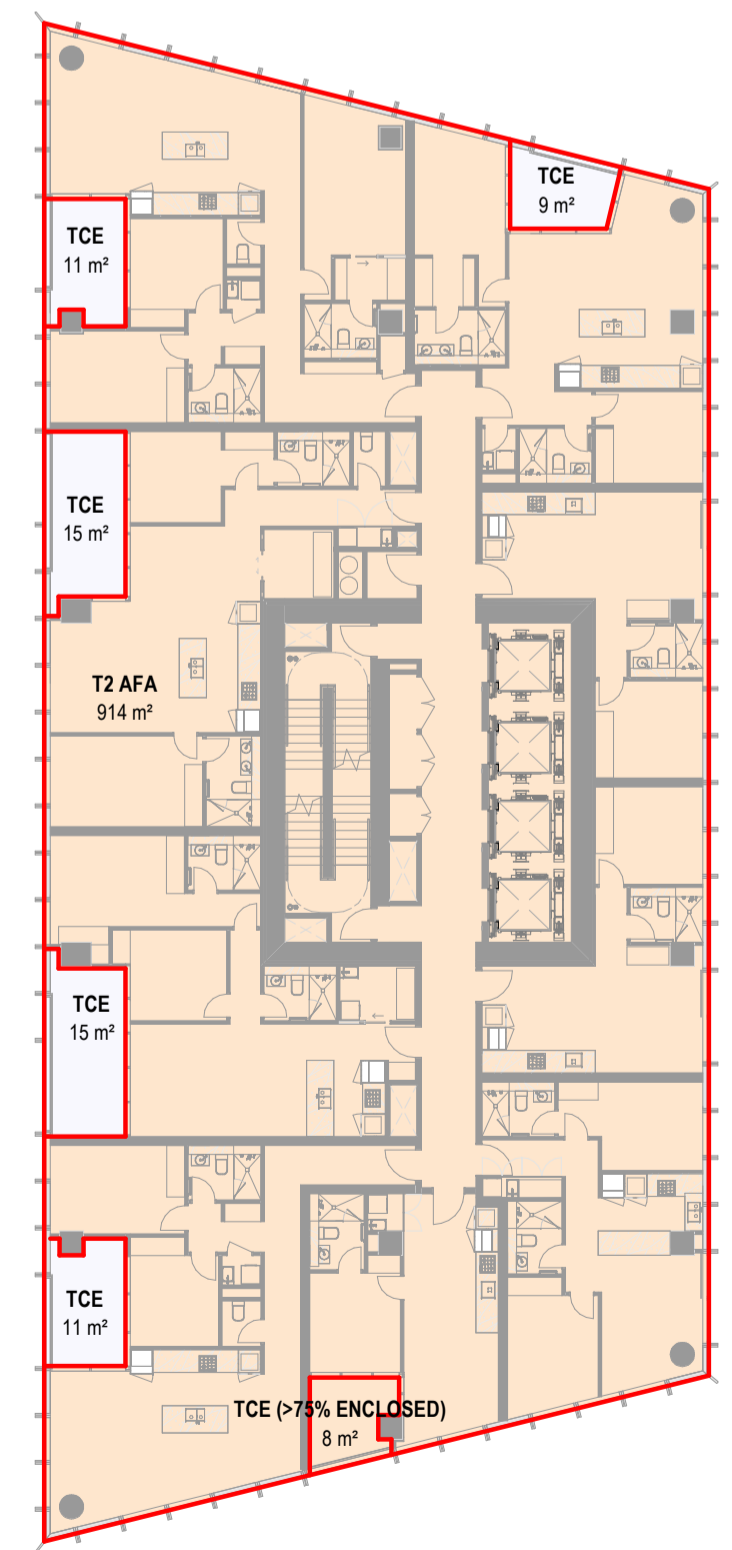
AFA PLAN - DTW LEVEL T2-L-10
1:250



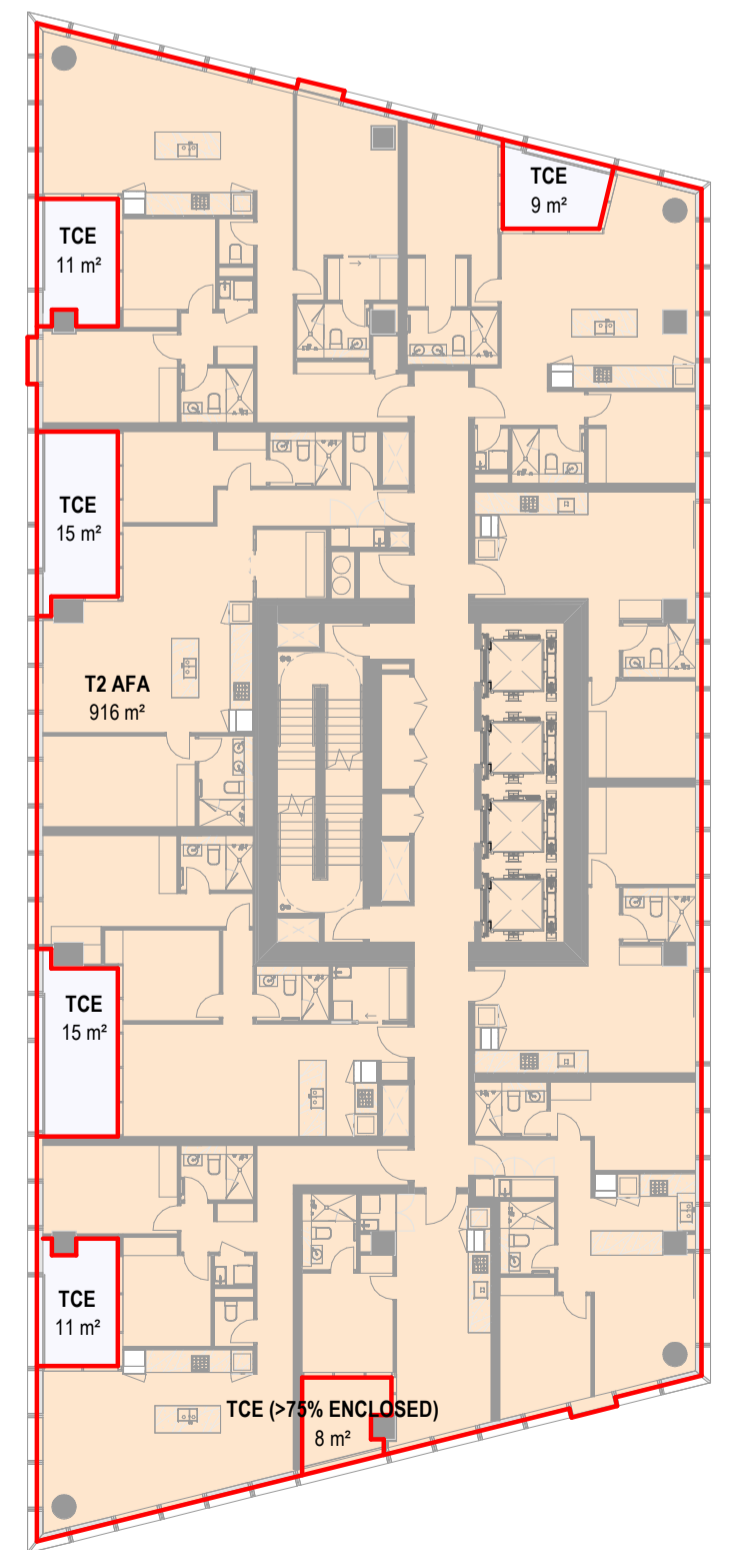
AFA PLAN - DTW LEVEL T2-L-11
1:250



AFA PLAN - DTW LEVEL T2-L-12
1:250



AFA PLAN - DTW LEVEL T2-L-13
1:250



AFA PLAN - DTW LEVEL T2-L-14
1:250

All dimension to be verified on site before producing shop drawings or commencing any work. Do not scale. The copyright of this drawing remains with Warren and Mahoney Architects New Zealand Ltd.

Revisions

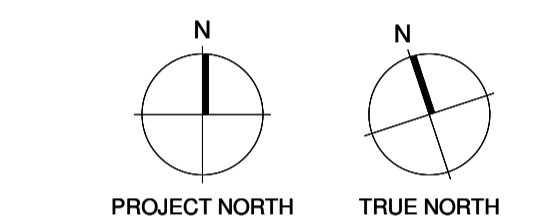
- A 07/06/24 DRAFT RC ISSUE
- B 01/07/24 DRAFT RC ISSUE
- C 22/07/24 DRAFT RC ISSUE
- D 22/07/24 RC ISSUE
- E 09/12/24 DESIGN UPDATE RC RFI 1

Notes

COMMERCIAL IN CONFIDENCE

AFA PLAN KEY:

- INCLUDED IN AFA
- EXCLUDED FROM AFA
- INTERIOR PUBLIC VOID - EXCLUDED FROM AFA
- EXTERIOR - EXCLUDED FROM AFA



Consultants

- RCP Project Manager
- RLB Quantity Surveyor
- HOLMES Structural Engineer
- MOTT MAC DONALD Services Engineer
- CROSSFIRE Fire Engineer
- TONKIN + TAYLOR Civil Engineer
- FLOW Traffic Engineer

Client



Warren and Mahoney Architects New Zealand Ltd

Ground Floor, Mason Bros.
139 Pakenham Street West
Wynyard Quarter
Auckland 1010
New Zealand
Phone + 64 9 309 4894

Registered Architects and Designers
www.warrenandmahoney.com

Project Title

DOWNTOWN WEST

2 LOWER HOBSON STREET,
AUCKLAND CBD, AUCKLAND 1010

Drawing Title

**AFA AREA PLAN -
DTW BUILDING T2
L15 - T2 L22**

Drawing Status

**RESOURCE CONSENT
ISSUE**

Drawing Details

Scale 1:250 @ A1
Date 09/12/24
Job No 9234
Drawn WAM
Checked WAM

Drawing No Revision

RC05-0417 (E)

WARREN AND MAHONEY

AFA SCHEDULE - DTW T2-L15

SPACE NAME	BUILDING	LEVEL	AREA	REF
T2 AFA	DTW BUILDING	T2-L-15	916 m ²	INCLUDED
TCE (>75% ENCLOSED)	DTW BUILDING	T2-L-15	8 m ²	INCLUDED
TOTAL AFA			924 m²	

AFA SCHEDULE - DTW T2-L16

SPACE NAME	BUILDING	LEVEL	AREA	REF
T2 AFA	DTW BUILDING	T2-L-16	916 m ²	INCLUDED
TCE (>75% ENCLOSED)	DTW BUILDING	T2-L-16	8 m ²	INCLUDED
TOTAL AFA			924 m²	

AFA SCHEDULE - DTW T2-L17

SPACE NAME	BUILDING	LEVEL	AREA	REF
T2 AFA	DTW BUILDING	T2-L-17	921 m ²	INCLUDED
TCE (>75% ENCLOSED)	DTW BUILDING	T2-L-17	8 m ²	INCLUDED
TOTAL AFA			929 m²	

AFA SCHEDULE - DTW T2-L18

SPACE NAME	BUILDING	LEVEL	AREA	REF
T2 AFA	DTW BUILDING	T2-L-18	921 m ²	INCLUDED
TCE (>75% ENCLOSED)	DTW BUILDING	T2-L-18	8 m ²	INCLUDED
TOTAL AFA			929 m²	

AFA SCHEDULE - DTW T2-L19

SPACE NAME	BUILDING	LEVEL	AREA	REF
T2 AFA	DTW BUILDING	T2-L-19	921 m ²	INCLUDED
TCE (>75% ENCLOSED)	DTW BUILDING	T2-L-19	8 m ²	INCLUDED
TOTAL AFA			929 m²	

AFA SCHEDULE - DTW T2-L20

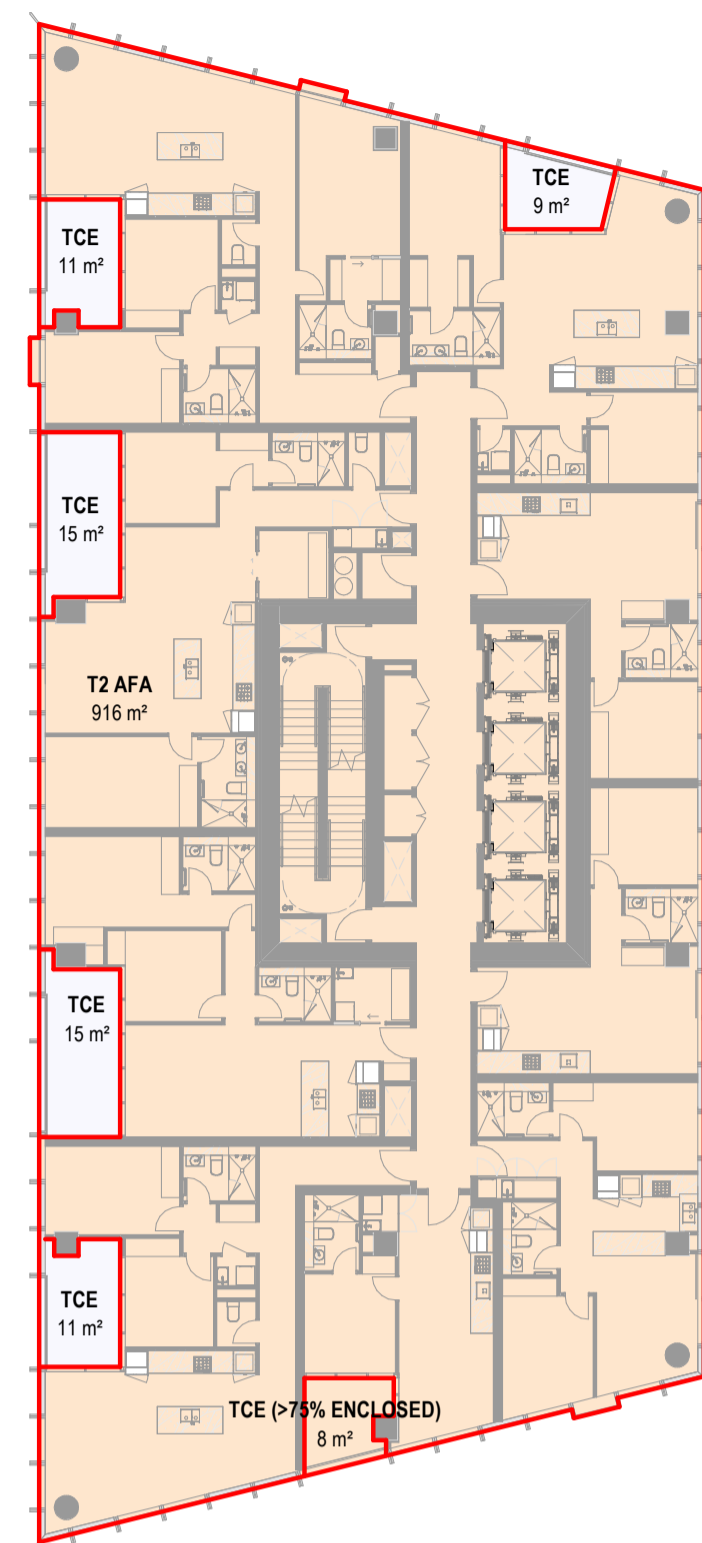
SPACE NAME	BUILDING	LEVEL	AREA	REF
T2 AFA	DTW BUILDING	T2-L-20	926 m ²	INCLUDED
TCE (>75% ENCLOSED)	DTW BUILDING	T2-L-20	8 m ²	INCLUDED
TOTAL AFA			934 m²	

AFA SCHEDULE - DTW T2-L21

SPACE NAME	BUILDING	LEVEL	AREA	REF
T2 AFA	DTW BUILDING	T2-L-21	926 m ²	INCLUDED
TCE (>75% ENCLOSED)	DTW BUILDING	T2-L-21	8 m ²	INCLUDED
TOTAL AFA			934 m²	

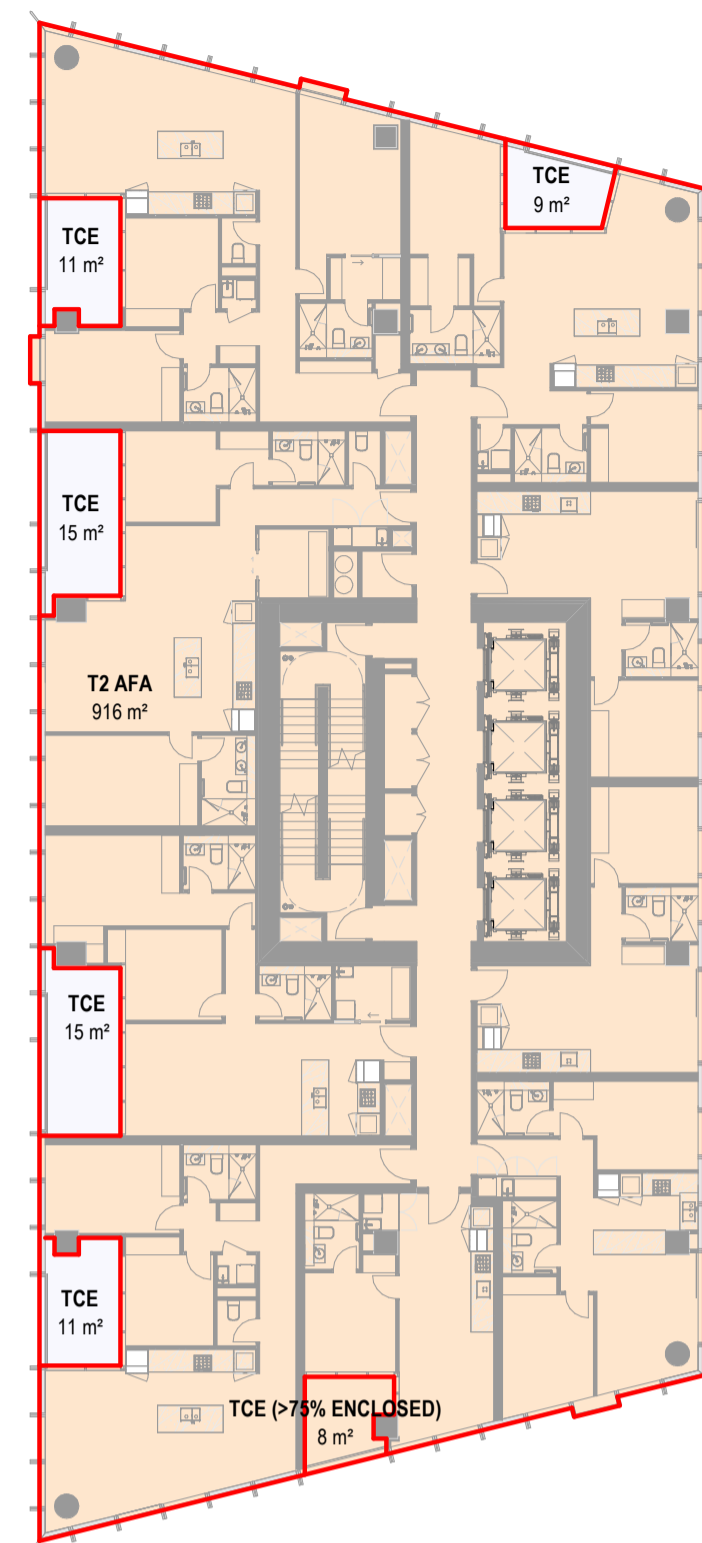
AFA SCHEDULE - DTW T2-L22

SPACE NAME	BUILDING	LEVEL	AREA	REF
T2 AFA	DTW BUILDING	T2-L-22	926 m ²	INCLUDED
TCE (>75% ENCLOSED)	DTW BUILDING	T2-L-22	8 m ²	INCLUDED
TOTAL AFA			934 m²	



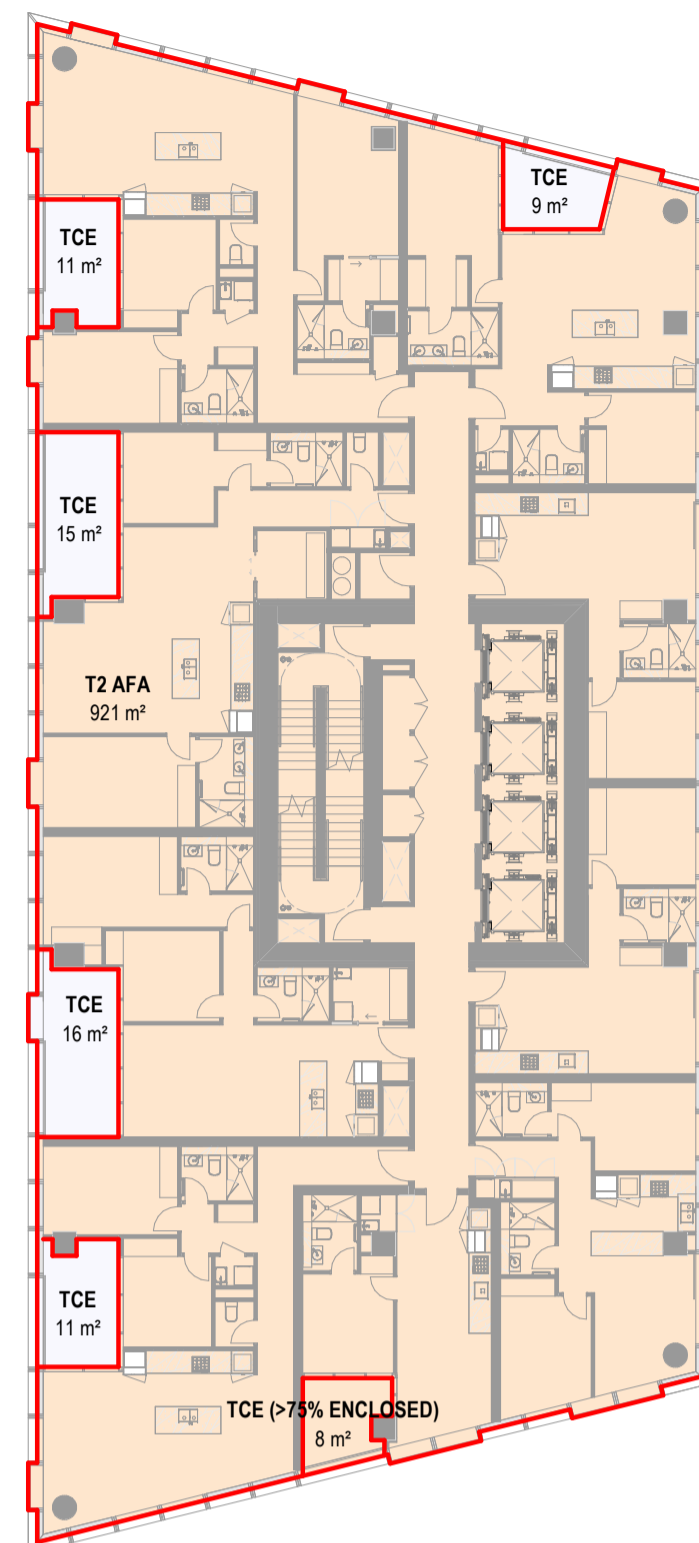
AFA PLAN - DTW LEVEL T2-L-15

1:250



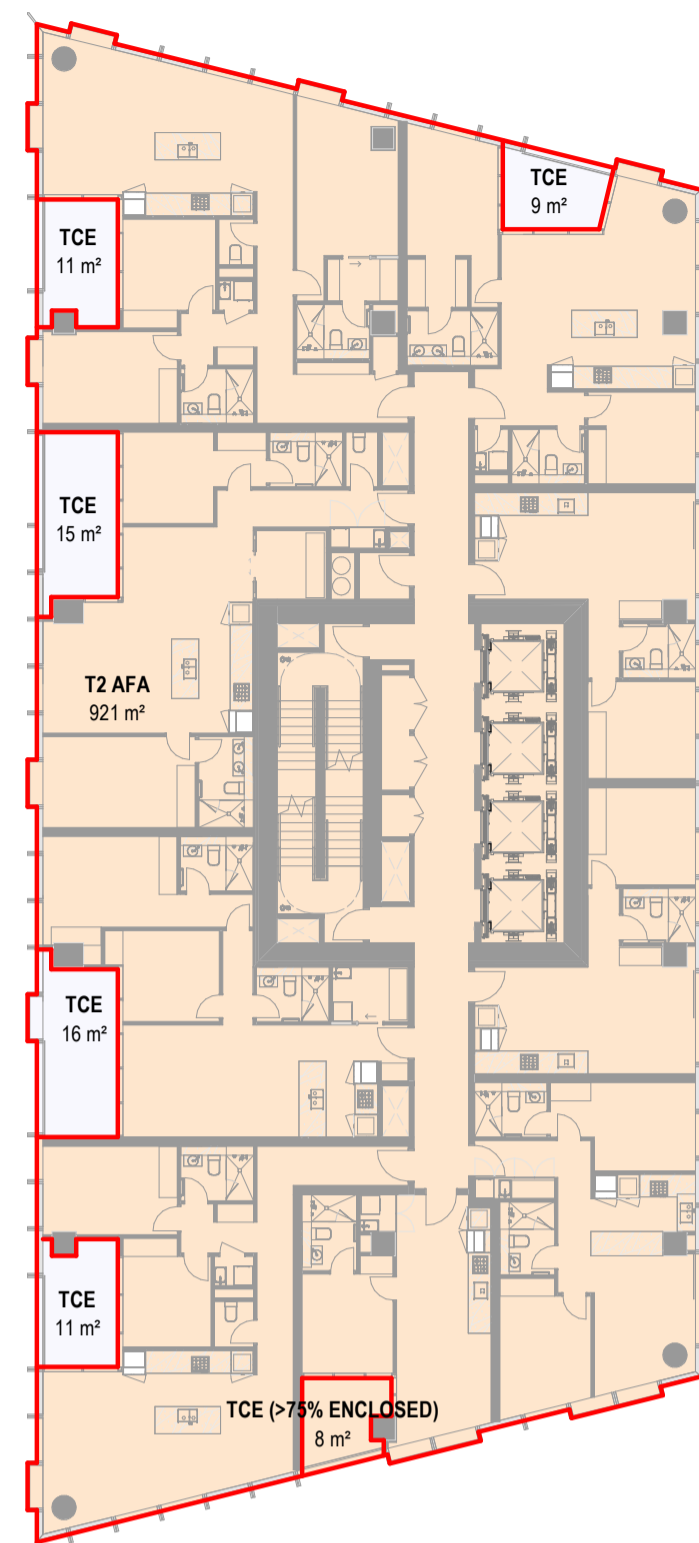
AFA PLAN - DTW LEVEL T2-L-16

1:250



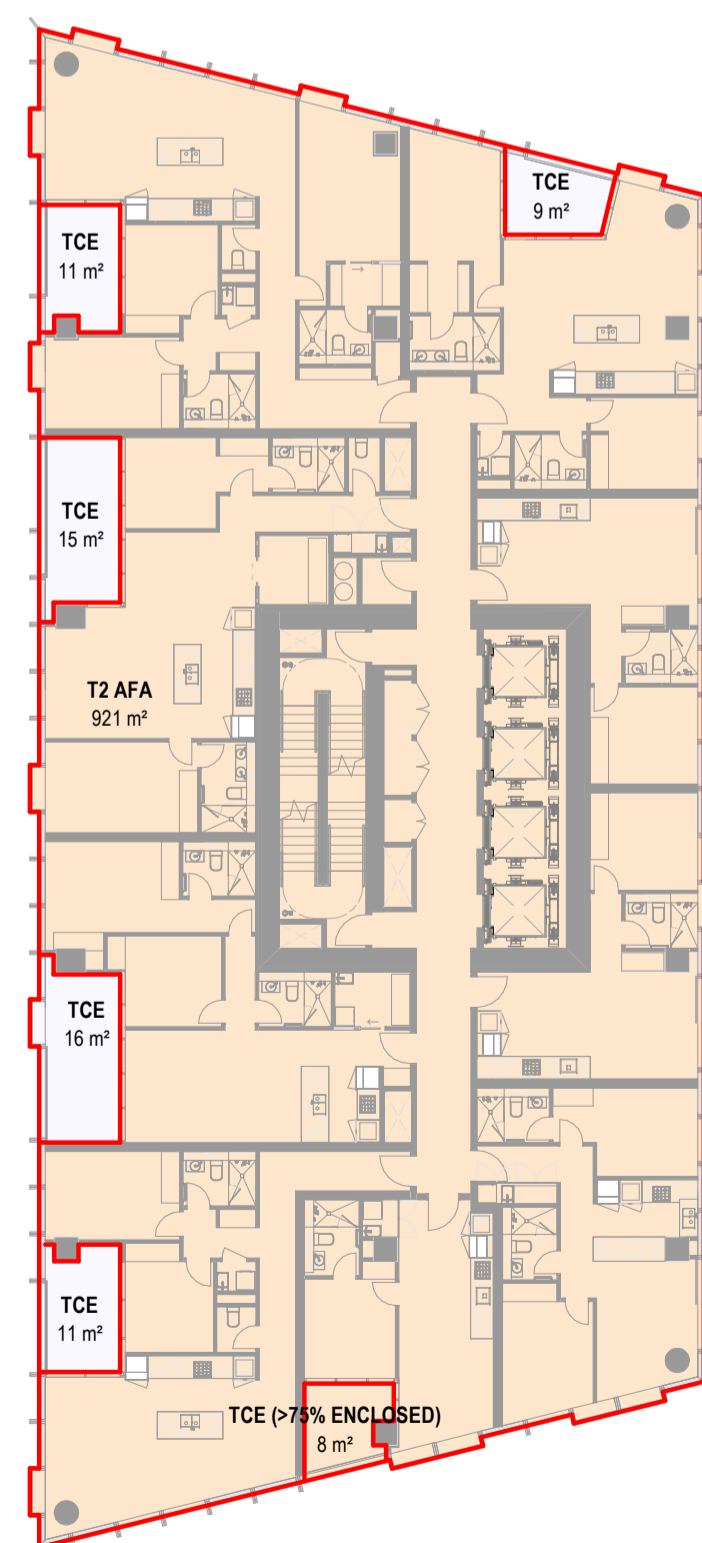
AFA PLAN - DTW LEVEL T2-L-17

1:250



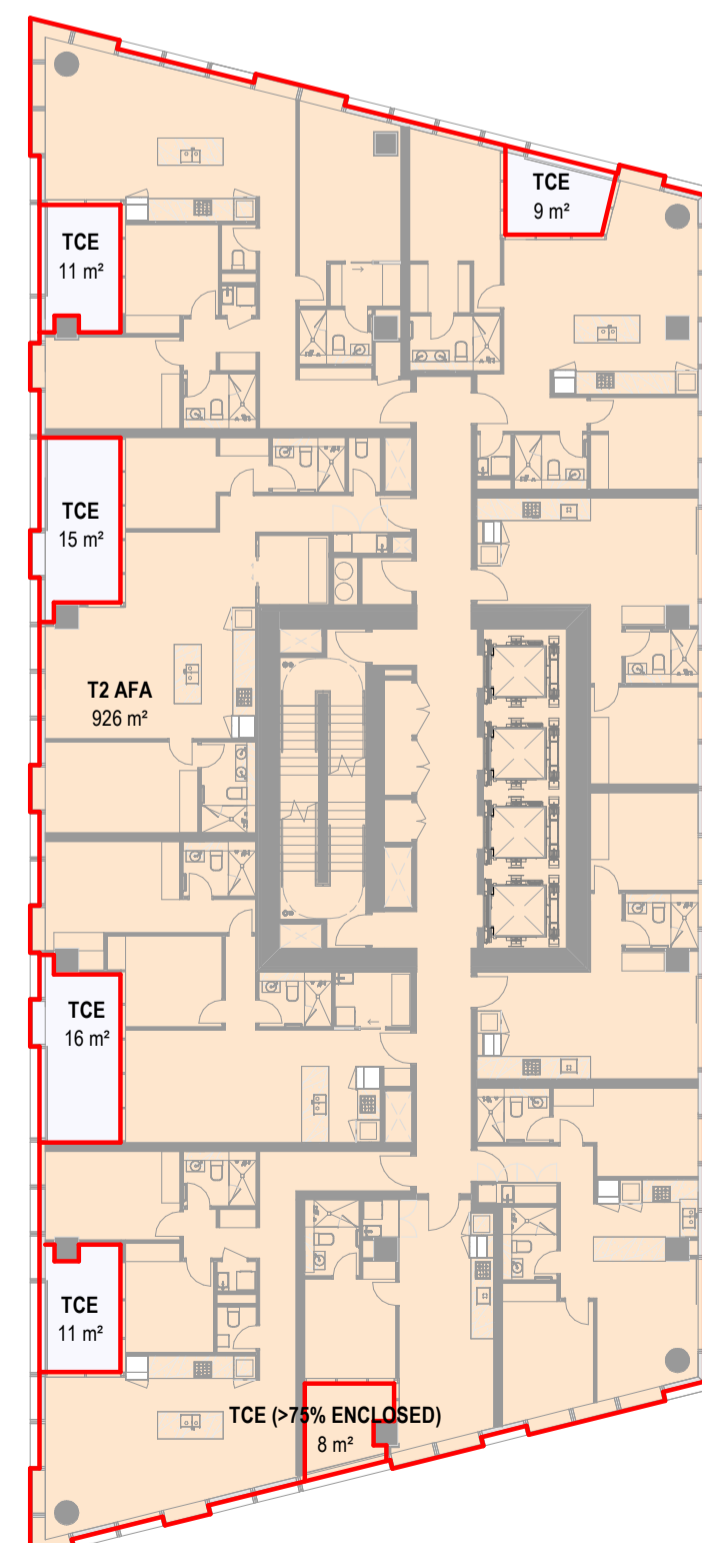
AFA PLAN - DTW LEVEL T2-L-18

1:250



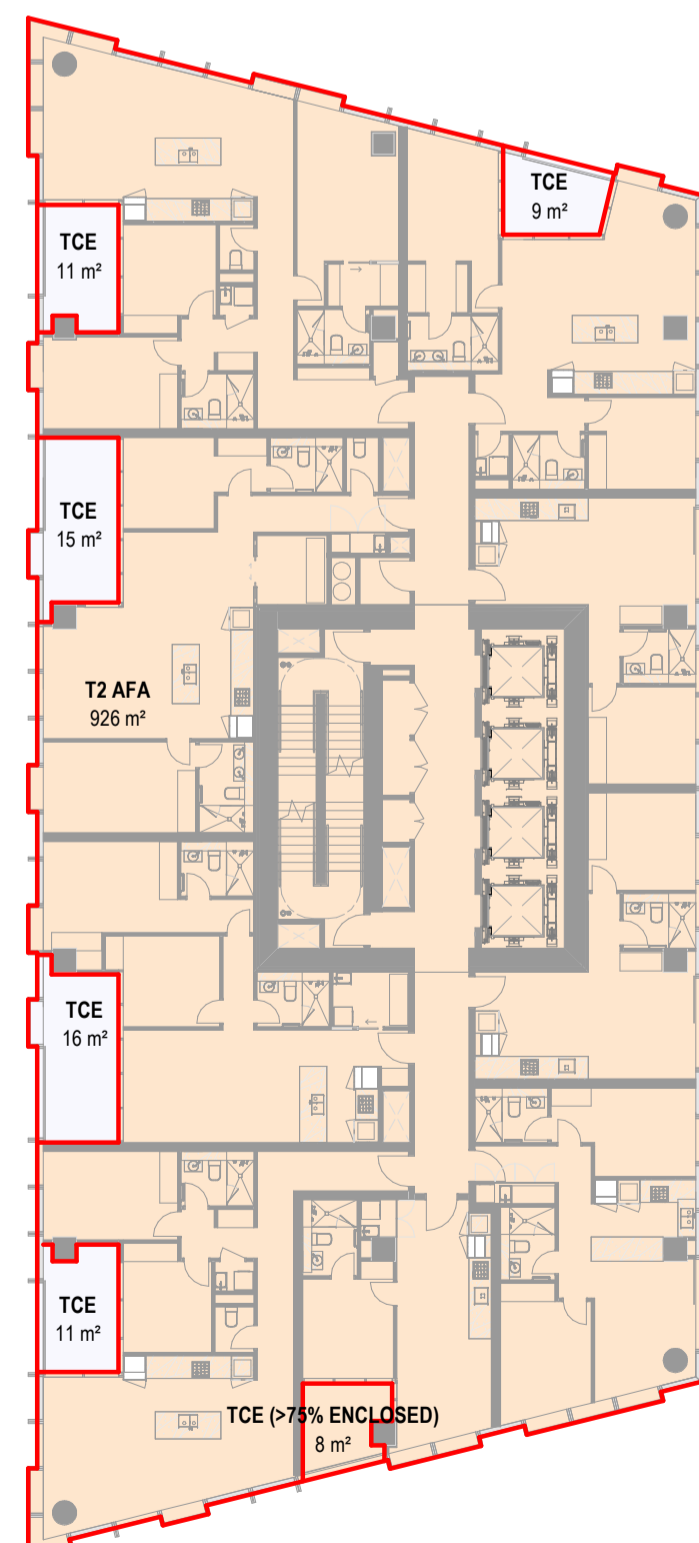
AFA PLAN - DTW LEVEL T2-L-19

1:250



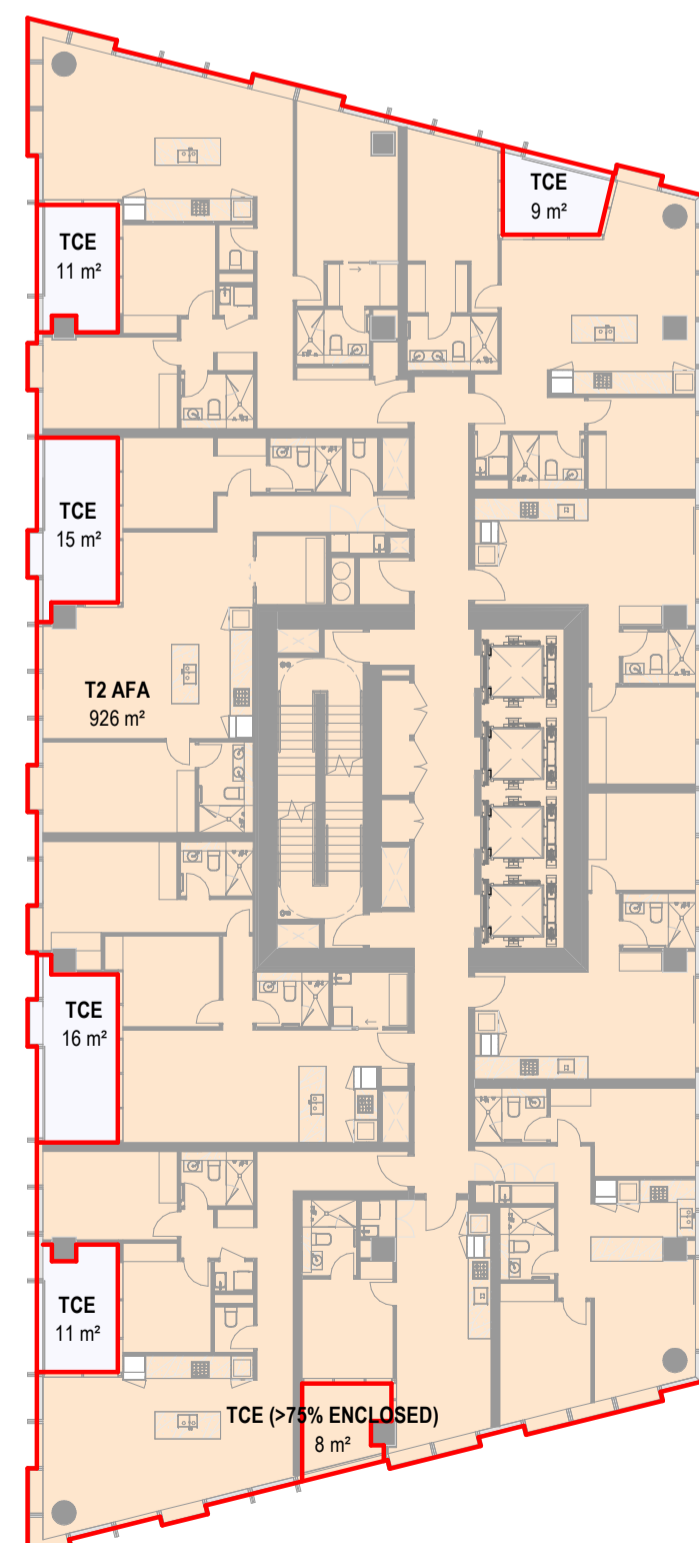
AFA PLAN - DTW LEVEL T2-L-20

1:250



AFA PLAN - DTW LEVEL T2-L-21

1:250



AFA PLAN - DTW LEVEL T2-L-22

1:250

All dimension to be verified on site before producing shop drawings or commencing any work. Do not scale. The copyright of this drawing remains with Warren and Mahoney Architects New Zealand Ltd.





Revisions

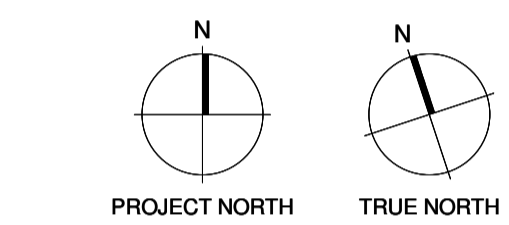
- A 07/06/24 DRAFT RC ISSUE
- B 01/07/24 DRAFT RC ISSUE
- C 22/07/24 DRAFT RC ISSUE
- D 22/07/24 RC ISSUE
- E 09/12/24 DESIGN UPDATE RC RFI 1

Notes

COMMERCIAL IN CONFIDENCE

AFA PLAN KEY:

	INCLUDED IN AFA
	EXCLUDED FROM AFA
	INTERIOR PUBLIC VOID - EXCLUDED FROM AFA
	EXTERIOR - EXCLUDED FROM AFA



Consultants

- RCP
Project Manager
- RLB
Quantity Surveyor
- HOLMES
Structural Engineer
- MOTT MAC DONALD
Services Engineer
- CROSSFIRE
Fire Engineer
- TONKIN + TAYLOR
Civil Engineer
- FLOW
Traffic Engineer

Client



**Warren and Mahoney Architects
New Zealand Ltd**

Ground Floor, Mason Bros.
139 Pakenham Street West
Wynyard Quarter
Auckland 1010
New Zealand
Phone + 64 9 309 4894

Registered Architects and Designers
www.warrenandmahoney.com

Project Title

DOWNTOWN WEST

2 LOWER HOBSON STREET,
AUCKLAND CBD, AUCKLAND 1010

Drawing Title

**AFA AREA PLAN -
DTW BUILDING T2
L23 - T2 L30**

Drawing Status

**RESOURCE CONSENT
ISSUE**

Drawing Details

Scale	1:250 @ A1
Date	09/12/24
Job No	9234
Drawn	WAM
Checked	WAM

Drawing No **Revision**

RC05-0418 (E)

WARREN AND MAHONEY

AFA SCHEDULE - DTW T2-L23

SPACE NAME	BUILDING	LEVEL	AREA	REF
T2 AFA	DTW BUILDING	T2-L-23	926 m ²	INCLUDED
TCE (>75% ENCLOSED)	DTW BUILDING	T2-L-23	8 m ²	INCLUDED
TOTAL AFA			934 m²	

AFA SCHEDULE - DTW T2-L24

SPACE NAME	BUILDING	LEVEL	AREA	REF
T2 AFA	DTW BUILDING	T2-L-24	930 m ²	INCLUDED
TCE (>75% ENCLOSED)	DTW BUILDING	T2-L-24	8 m ²	INCLUDED
TOTAL AFA			938 m²	

AFA SCHEDULE - DTW T2-L25

SPACE NAME	BUILDING	LEVEL	AREA	REF
T2 AFA	DTW BUILDING	T2-L-25	930 m ²	INCLUDED
TCE (>75% ENCLOSED)	DTW BUILDING	T2-L-25	8 m ²	INCLUDED
TOTAL AFA			938 m²	

AFA SCHEDULE - DTW T2-L26

SPACE NAME	BUILDING	LEVEL	AREA	REF
T2 AFA	DTW BUILDING	T2-L-26	930 m ²	INCLUDED
TCE (>75% ENCLOSED)	DTW BUILDING	T2-L-26	8 m ²	INCLUDED
TOTAL AFA			938 m²	

AFA SCHEDULE - DTW T2-L27

SPACE NAME	BUILDING	LEVEL	AREA	REF
T2 AFA	DTW BUILDING	T2-L-27	942 m ²	INCLUDED
TCE (>75% ENCLOSED)	DTW BUILDING	T2-L-27	8 m ²	INCLUDED
TOTAL AFA			950 m²	

AFA SCHEDULE - DTW T2-L28

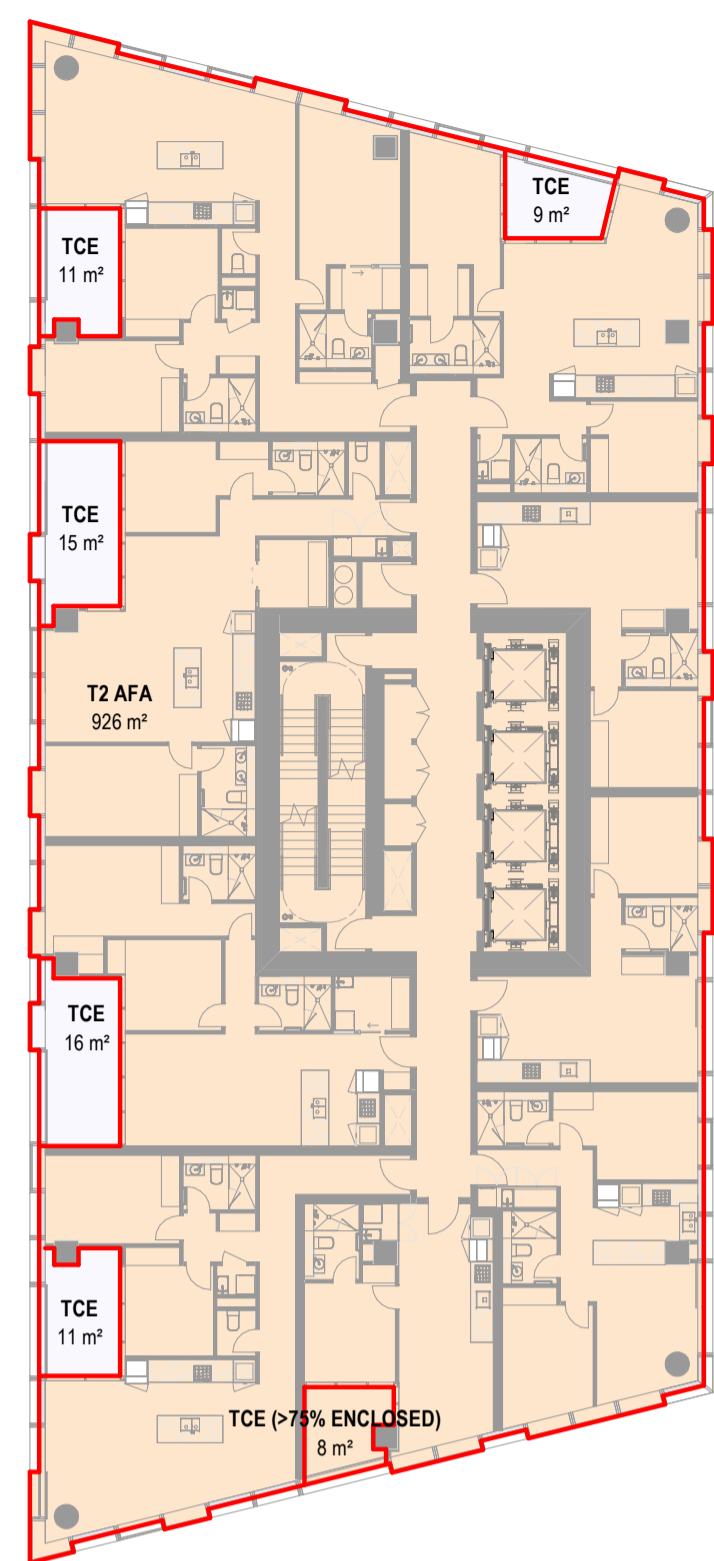
SPACE NAME	BUILDING	LEVEL	AREA	REF
T2 AFA	DTW BUILDING	T2-L-28	941 m ²	INCLUDED
TCE (>75% ENCLOSED)	DTW BUILDING	T2-L-28	8 m ²	INCLUDED
TOTAL AFA			949 m²	

AFA SCHEDULE - DTW T2-L29

SPACE NAME	BUILDING	LEVEL	AREA	REF
TCE (>75% ENCLOSED)	DTW BUILDING	T2-L-29	43 m ²	INCLUDED
T2 AFA	DTW BUILDING	T2-L-29	945 m ²	INCLUDED
TOTAL AFA			988 m²	

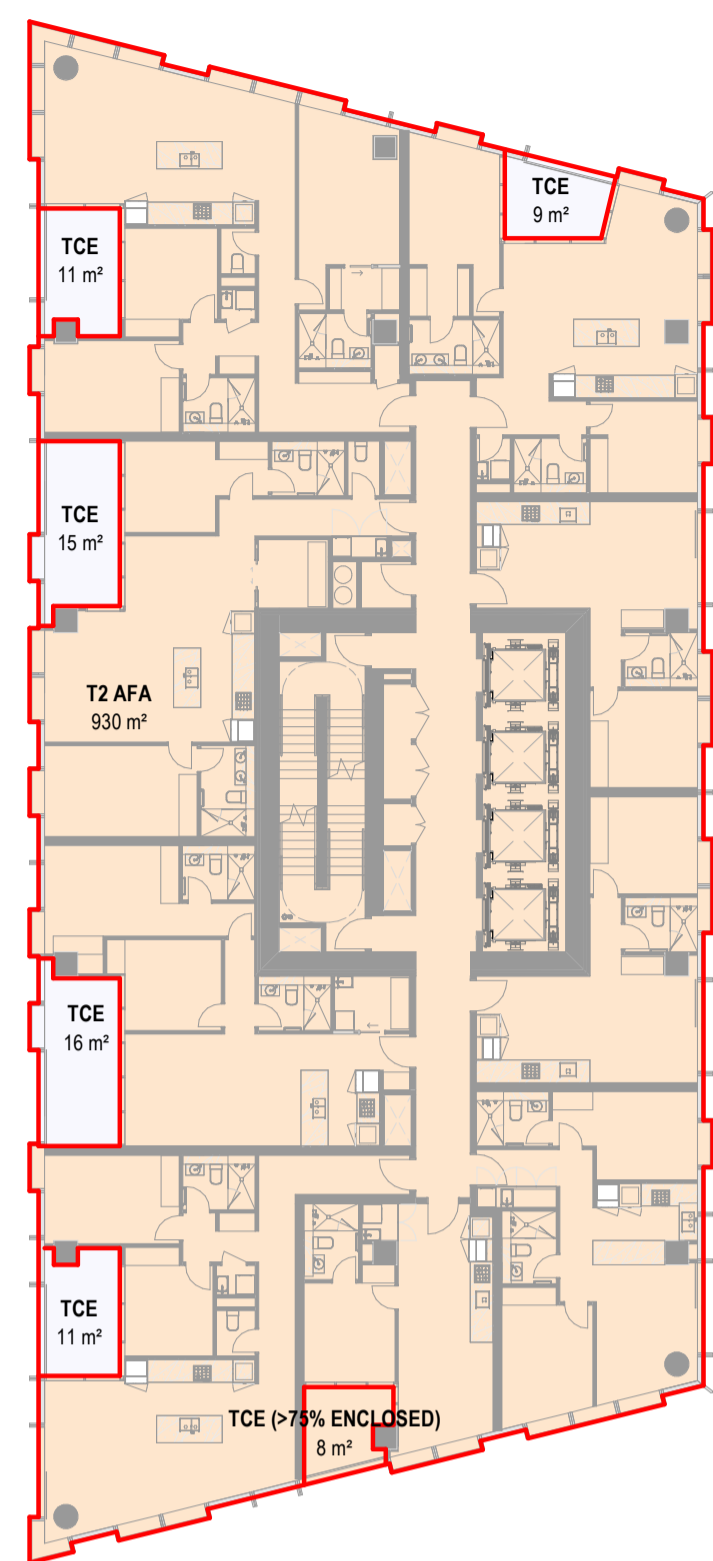
AFA SCHEDULE - DTW T2-L30

SPACE NAME	BUILDING	LEVEL	AREA	REF
TCE (>75% ENCLOSED)	DTW BUILDING	T2-L-30	41 m ²	INCLUDED
T2 AFA	DTW BUILDING	T2-L-30	945 m ²	INCLUDED
TOTAL AFA			985 m²	



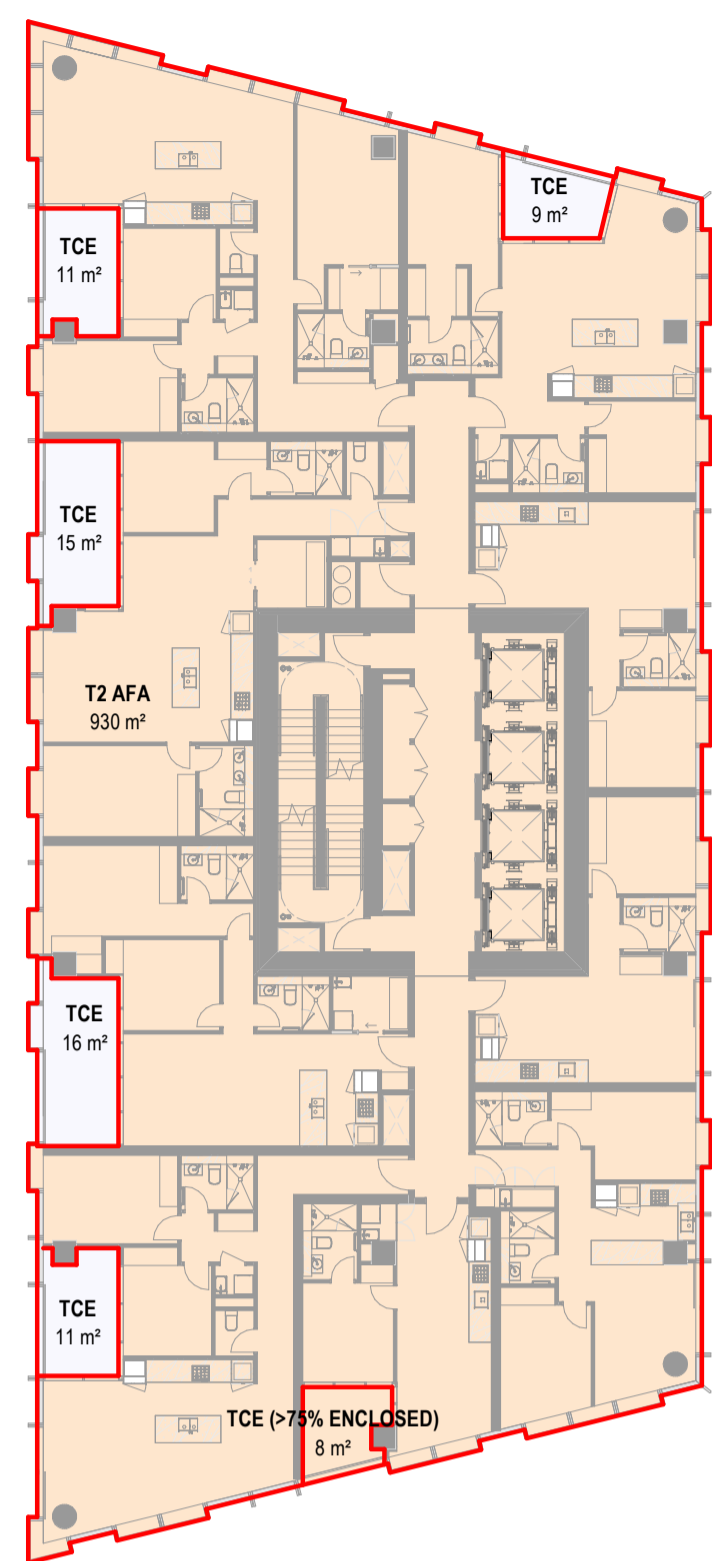
AFA PLAN - DTW LEVEL T2-L-23

1:250



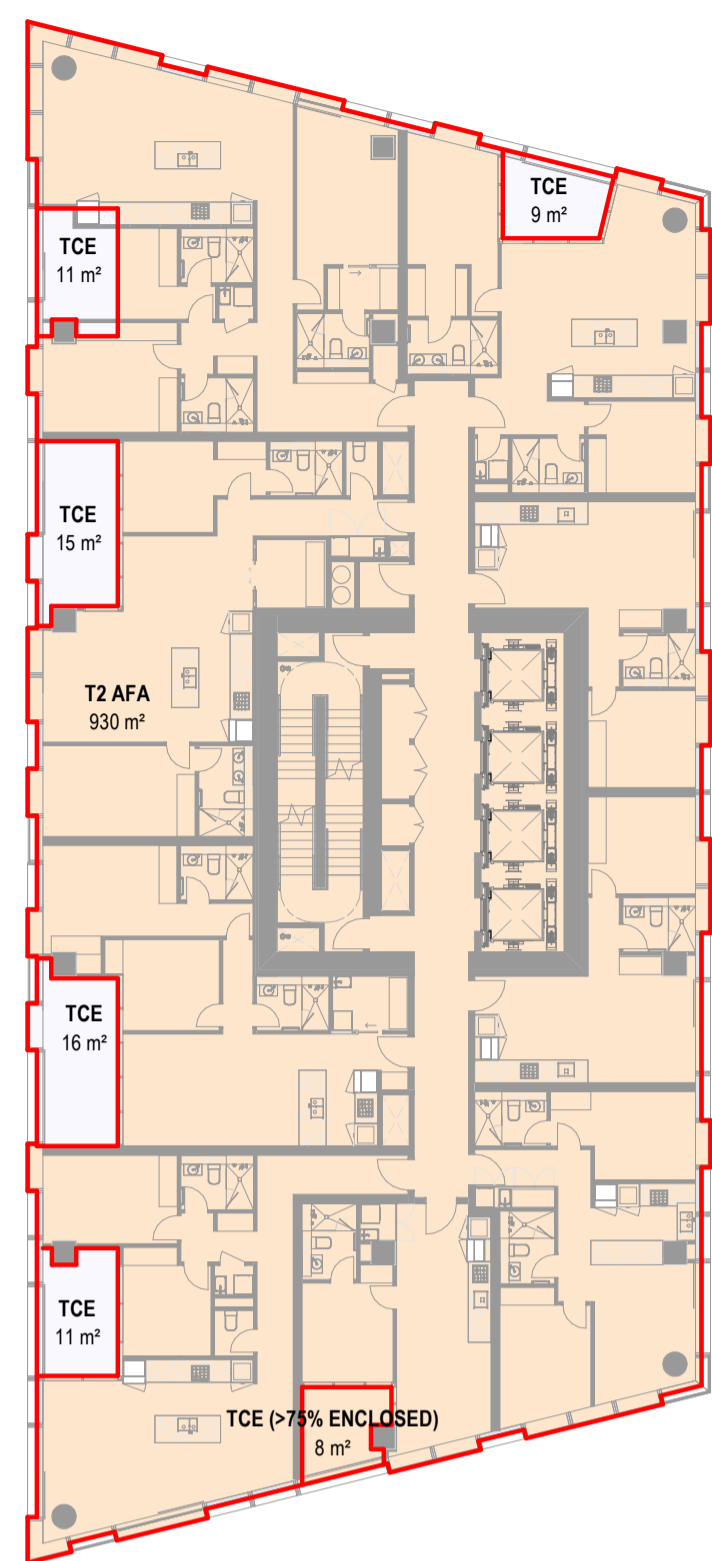
AFA PLAN - DTW LEVEL T2-L-24

1:250



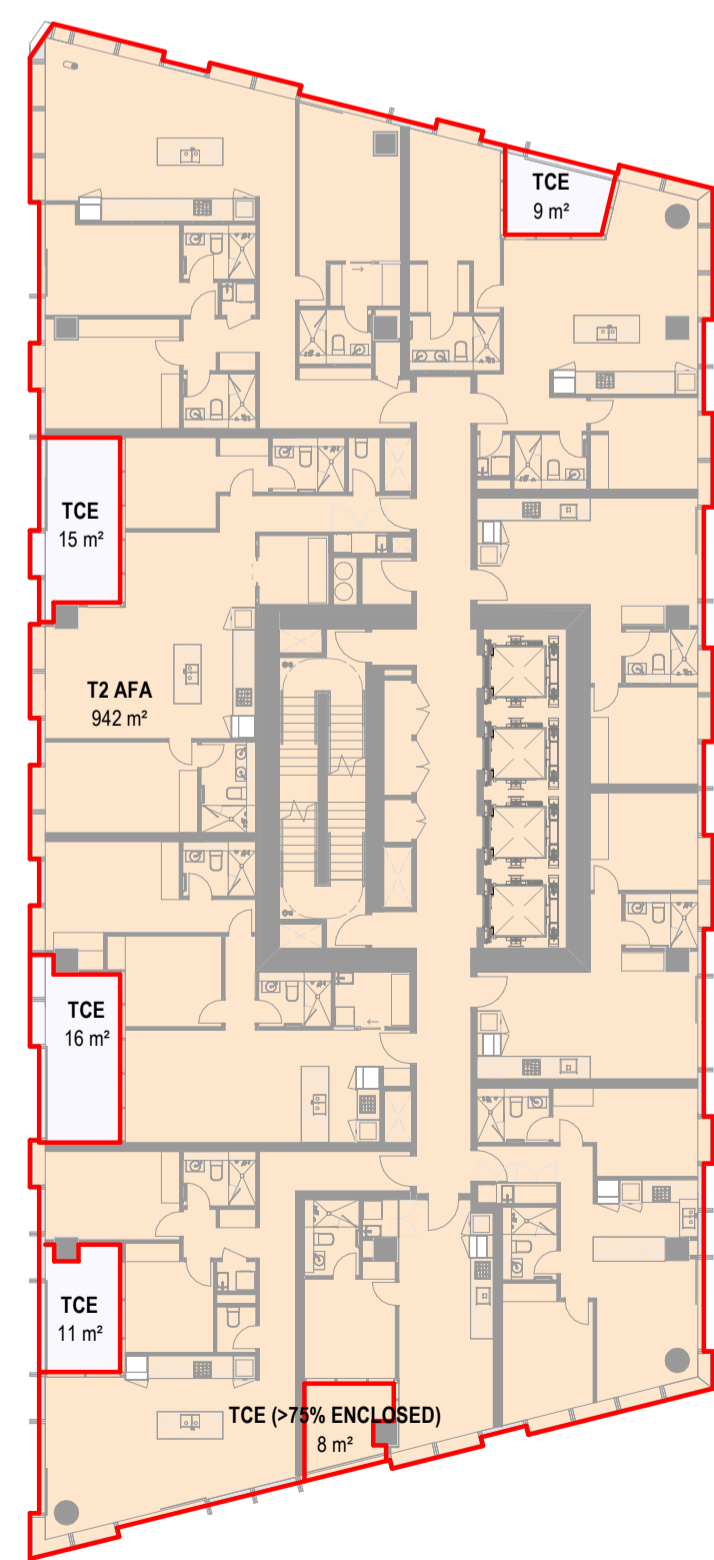
AFA PLAN - DTW LEVEL T2-L-25

1:250



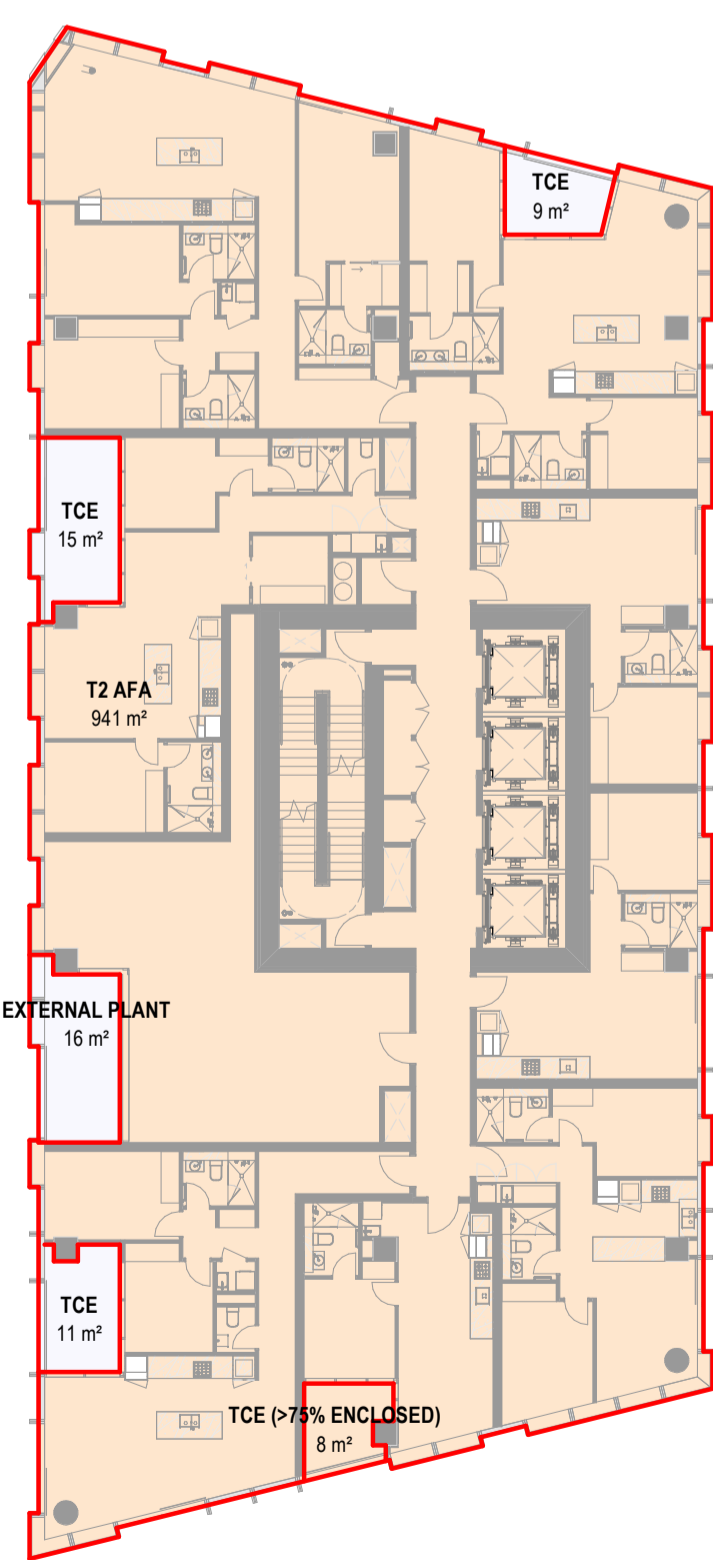
AFA PLAN - DTW LEVEL T2-L-26

1:250



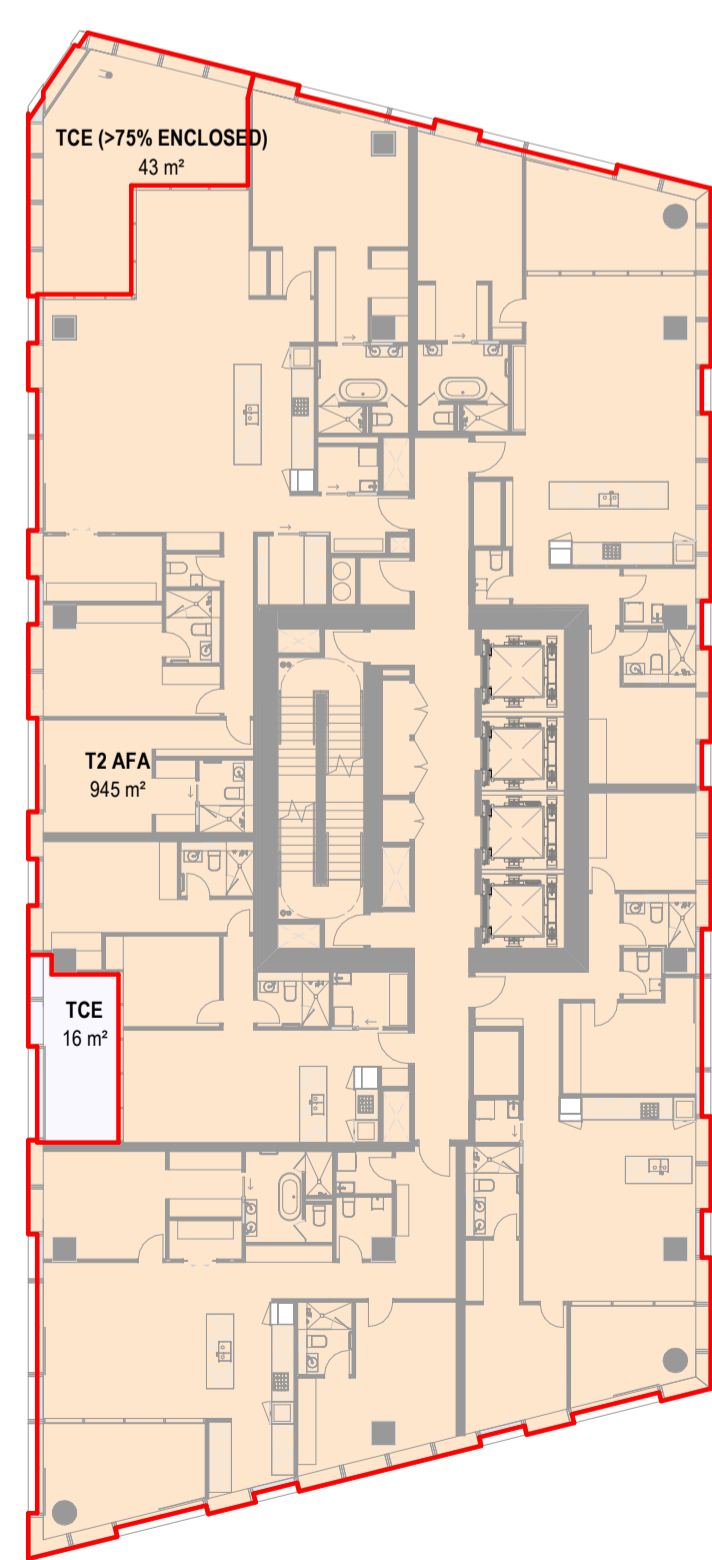
AFA PLAN - DTW LEVEL T2-L-27

1:250



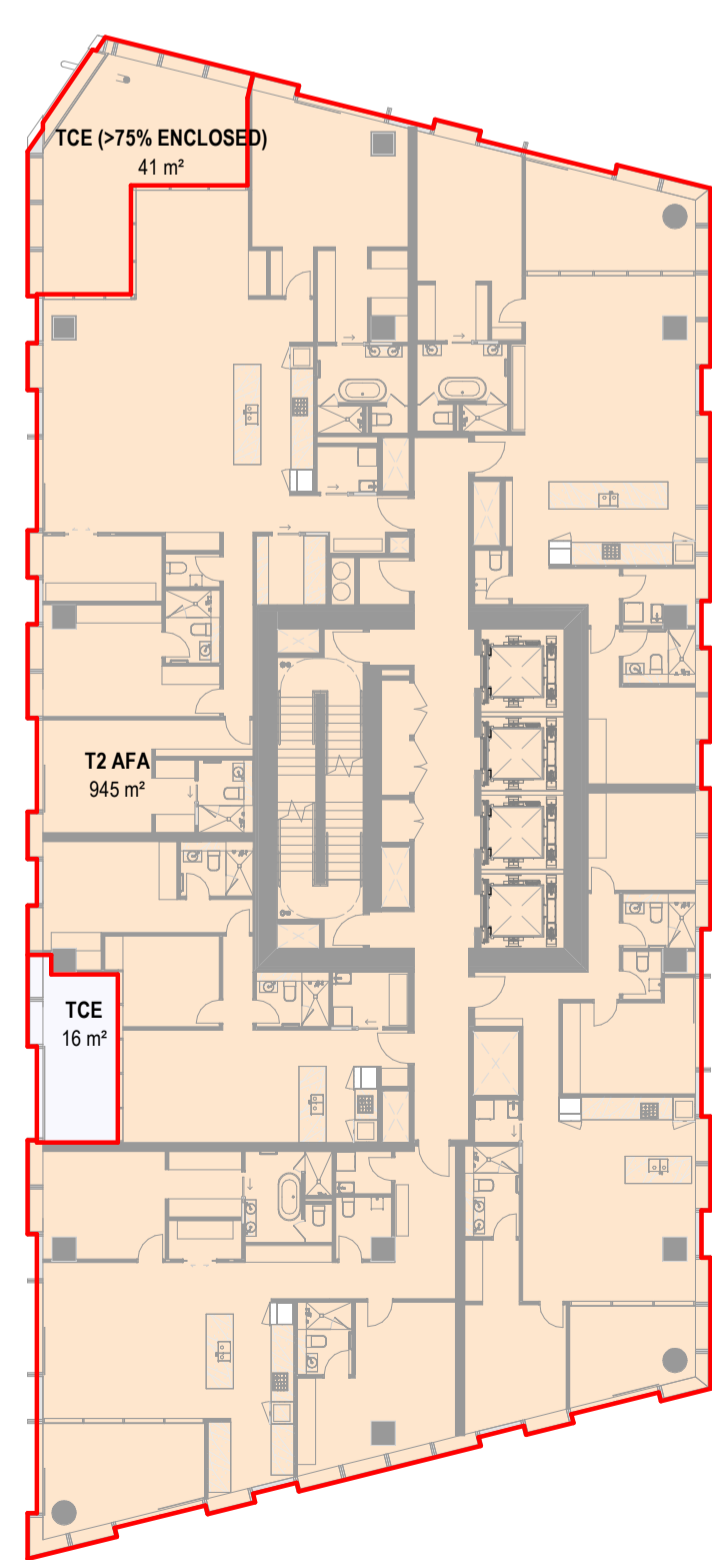
AFA PLAN - DTW LEVEL T2-L-28

1:250



AFA PLAN - DTW LEVEL T2-L-29

1:250



AFA PLAN - DTW LEVEL T2-L-30

1:250

All dimension to be verified on site before producing shop drawings or commencing any work. Do not scale. The copyright of this drawing remains with Warren and Mahoney Architects New Zealand Ltd.





Revisions

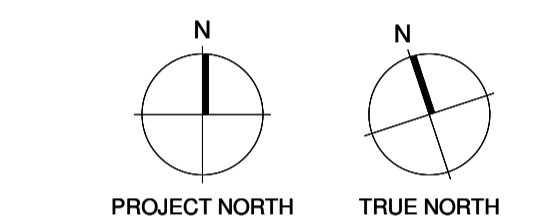
- A 07/06/24 DRAFT RC ISSUE
- B 01/07/24 DRAFT RC ISSUE
- C 22/07/24 DRAFT RC ISSUE
- D 22/07/24 RC ISSUE
- E 09/12/24 DESIGN UPDATE RC RFI 1

Notes

COMMERCIAL IN CONFIDENCE

AFA PLAN KEY:

	INCLUDED IN AFA
	EXCLUDED FROM AFA
	INTERIOR PUBLIC VOID - EXCLUDED FROM AFA
	EXTERIOR - EXCLUDED FROM AFA



Consultants

- RCP
Project Manager
- RLB
Quantity Surveyor
- HOLMES
Structural Engineer
- MOTT MAC DONALD
Services Engineer
- CROSSFIRE
Fire Engineer
- TONKIN + TAYLOR
Civil Engineer
- FLOW
Traffic Engineer

Client



Warren and Mahoney Architects New Zealand Ltd

Ground Floor, Mason Bros.
139 Pakenham Street West
Wynyard Quarter
Auckland 1010
New Zealand
Phone + 64 9 309 4894

Registered Architects and Designers
www.warrenandmahoney.com

Project Title

DOWNTOWN WEST

2 LOWER HOBSON STREET,
AUCKLAND CBD, AUCKLAND 1010

Drawing Title

**AFA AREA PLAN -
DTW BUILDING T2
L31 - T2 L38**

Drawing Status

**RESOURCE CONSENT
ISSUE**

Drawing Details

Scale	1:250 @ A1
Date	09/12/24
Job No	9234
Drawn	WAM
Checked	WAM

Drawing No **Revision**

RC05-0419 (E)

WARREN AND MAHONEY

AFA SCHEDULE - DTW T2-L31

SPACE NAME	BUILDING	LEVEL	AREA	REF
T2 AFA	DTW BUILDING	T2-L-31	945 m ²	INCLUDED
TCE (>75% ENCLOSED)	DTW BUILDING	T2-L-31	38 m ²	INCLUDED
TOTAL AFA			982 m²	

AFA SCHEDULE - DTW T2-L32

SPACE NAME	BUILDING	LEVEL	AREA	REF
T2 AFA	DTW BUILDING	T2-L-32	963 m ²	INCLUDED
TCE (>75% ENCLOSED)	DTW BUILDING	T2-L-32	34 m ²	INCLUDED
TOTAL AFA			997 m²	

AFA SCHEDULE - DTW T2-L33

SPACE NAME	BUILDING	LEVEL	AREA	REF
T2 AFA	DTW BUILDING	T2-L-33	963 m ²	INCLUDED
TCE (>75% ENCLOSED)	DTW BUILDING	T2-L-33	30 m ²	INCLUDED
TOTAL AFA			993 m²	

AFA SCHEDULE - DTW T2-L34

SPACE NAME	BUILDING	LEVEL	AREA	REF
T2 AFA	DTW BUILDING	T2-L-34	963 m ²	INCLUDED
TOTAL AFA			963 m²	

AFA SCHEDULE - DTW T2-L35

SPACE NAME	BUILDING	LEVEL	AREA	REF
T2 AFA	DTW BUILDING	T2-L-35	907 m ²	INCLUDED
TCE (>75% ENCLOSED)	DTW BUILDING	T2-L-35	80 m ²	INCLUDED
TOTAL AFA			987 m²	

AFA SCHEDULE - DTW T2-L36

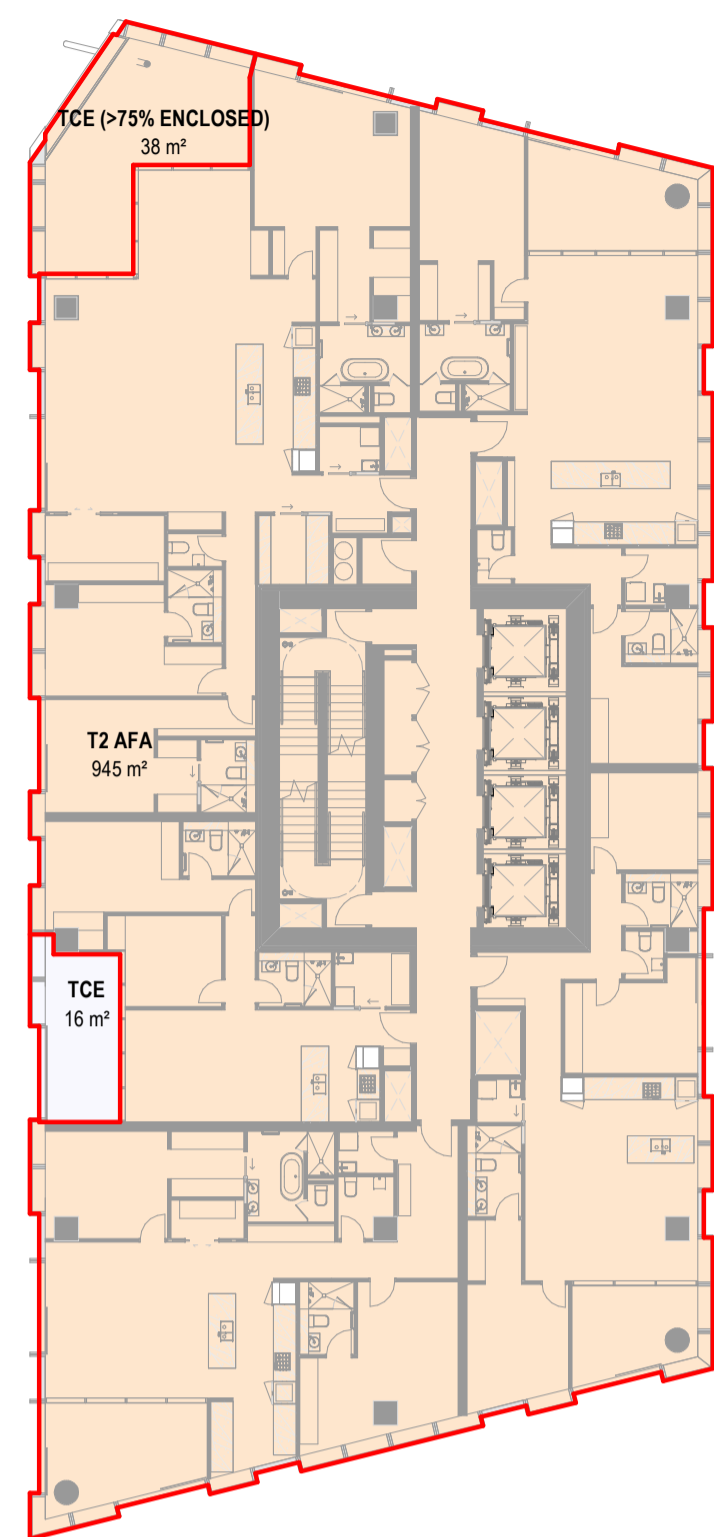
SPACE NAME	BUILDING	LEVEL	AREA	REF
T2 AFA	DTW BUILDING	T2-L-36	907 m ²	INCLUDED
TCE (>75% ENCLOSED)	DTW BUILDING	T2-L-36	74 m ²	INCLUDED
TOTAL AFA			981 m²	

AFA SCHEDULE - DTW T2-L37

SPACE NAME	BUILDING	LEVEL	AREA	REF
T2 AFA	DTW BUILDING	T2-L-37	907 m ²	INCLUDED
TOTAL AFA			907 m²	

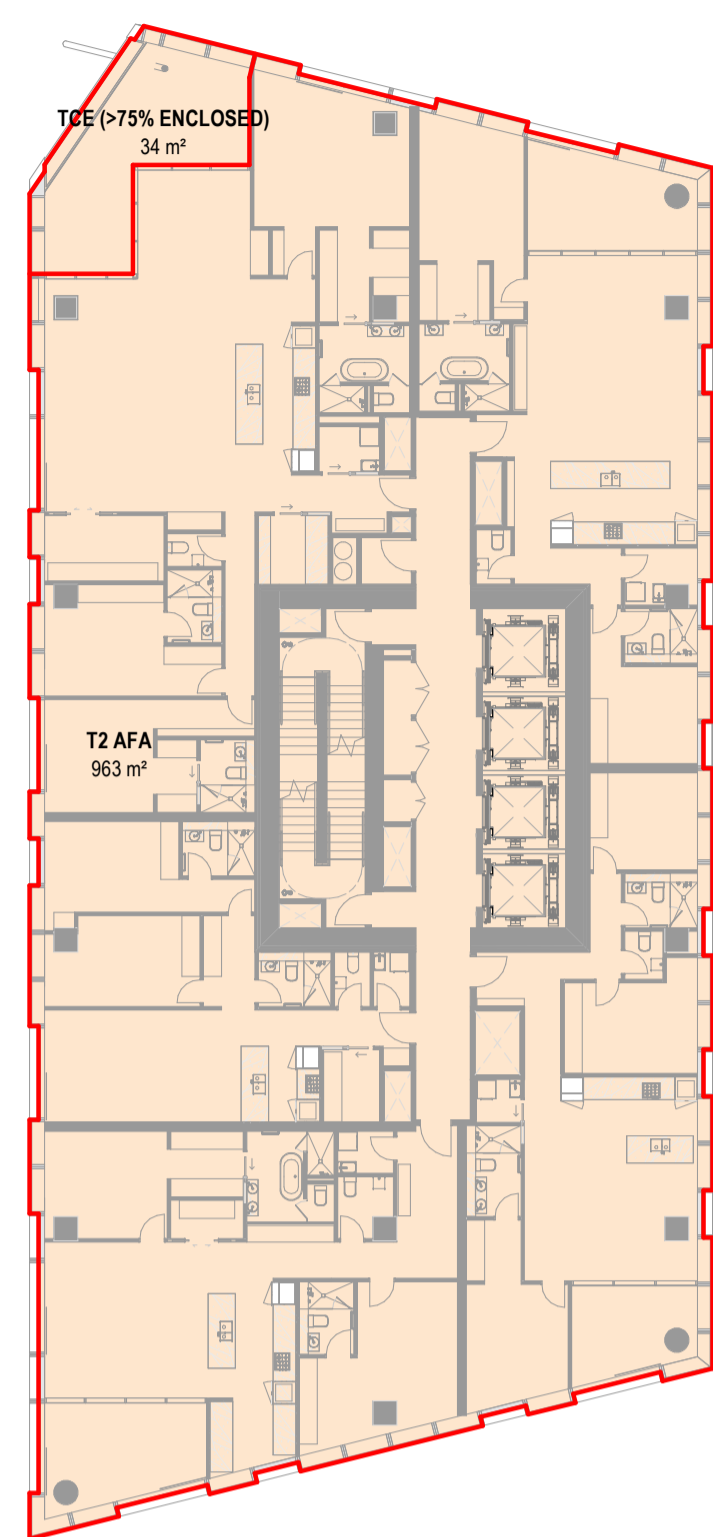
AFA SCHEDULE - DTW T2-L38

SPACE NAME	BUILDING	LEVEL	AREA	REF
T2 AFA	DTW BUILDING	T2-L-38	910 m ²	INCLUDED
TOTAL AFA			910 m²	



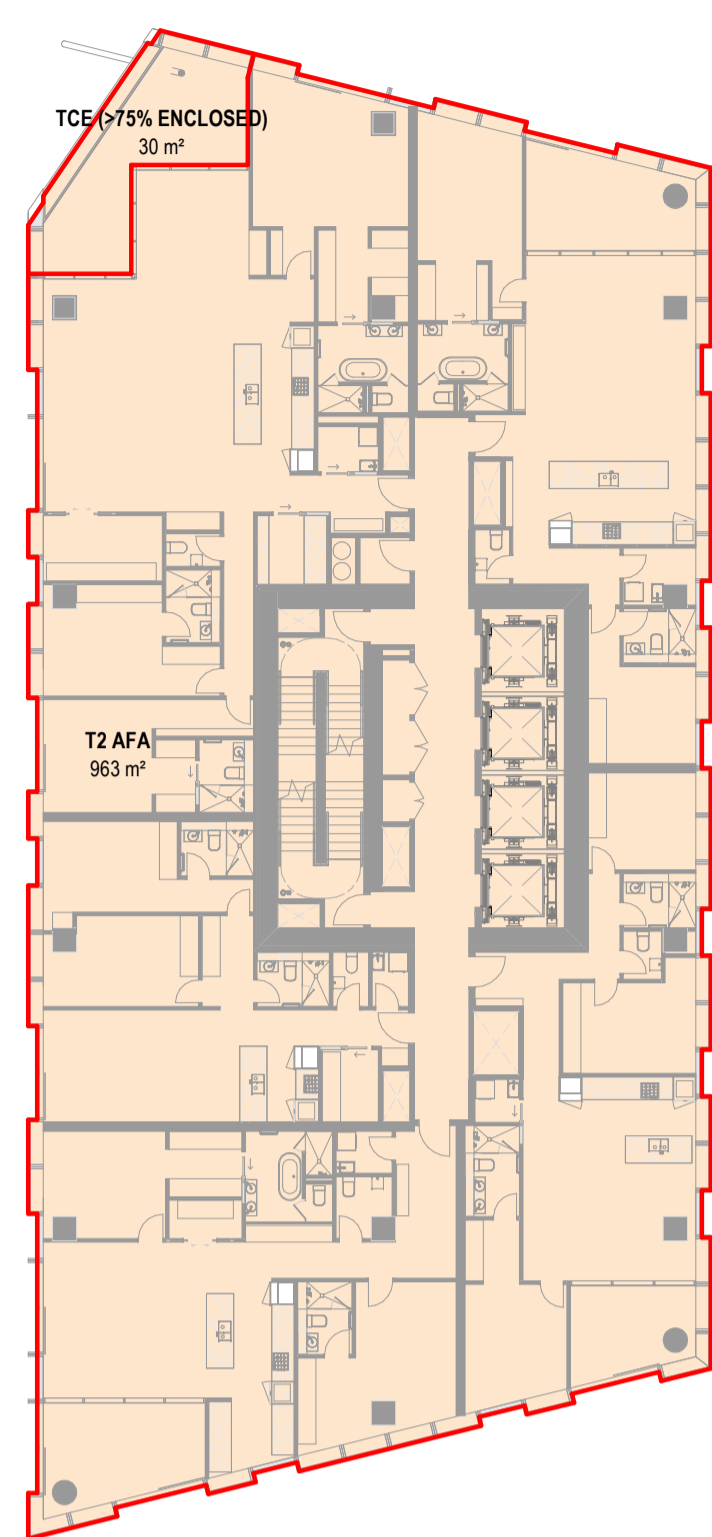
AFA PLAN - DTW LEVEL T2-L-31

1:250



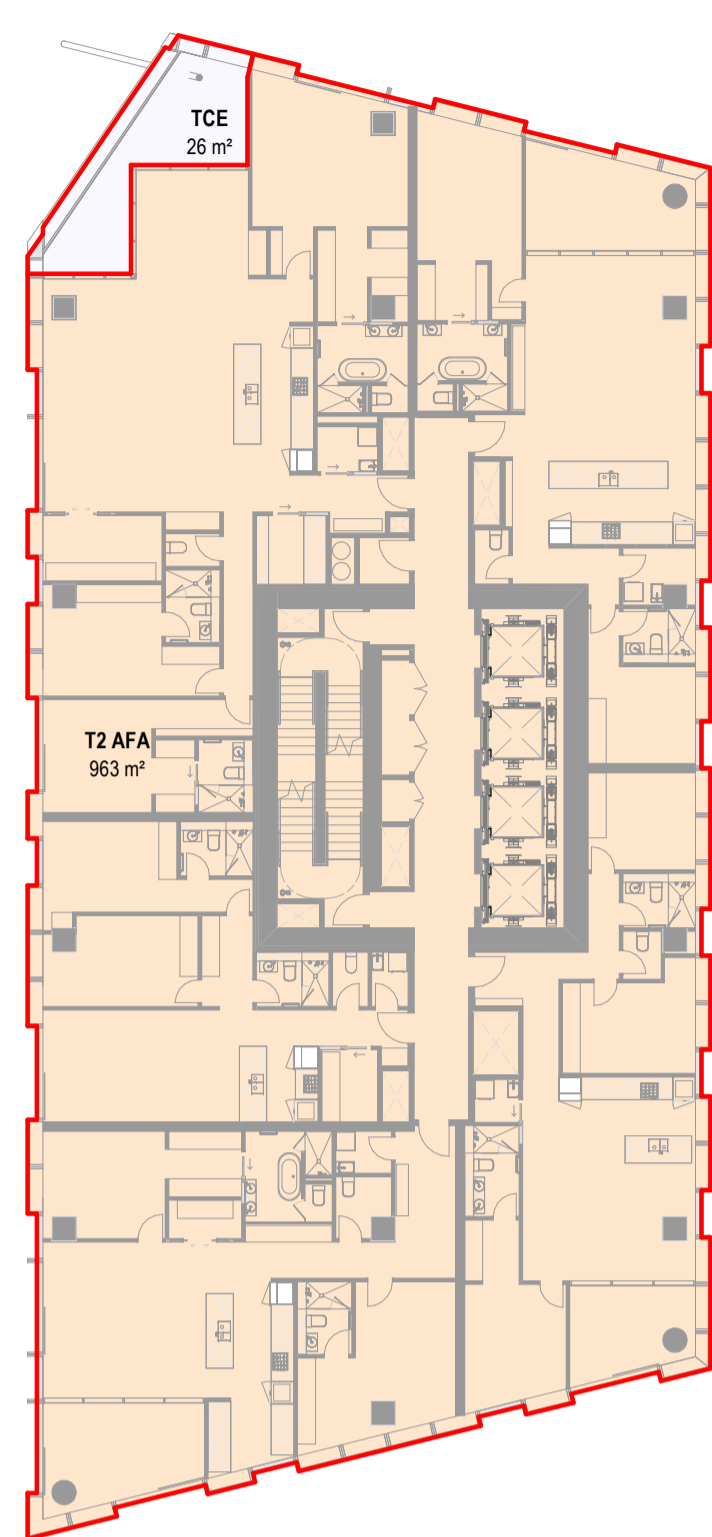
AFA PLAN - DTW LEVEL T2-L-32

1:250



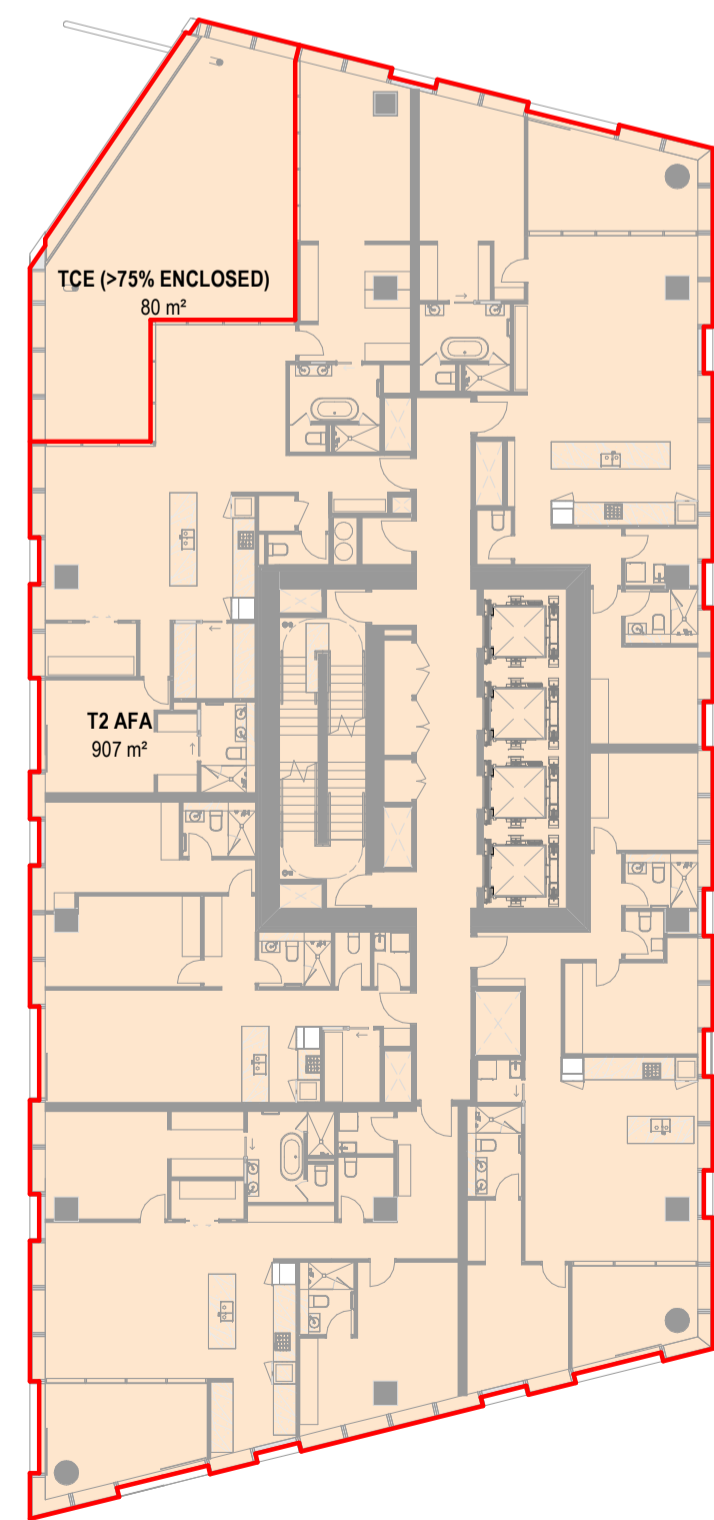
AFA PLAN - DTW LEVEL T2-L-33

1:250



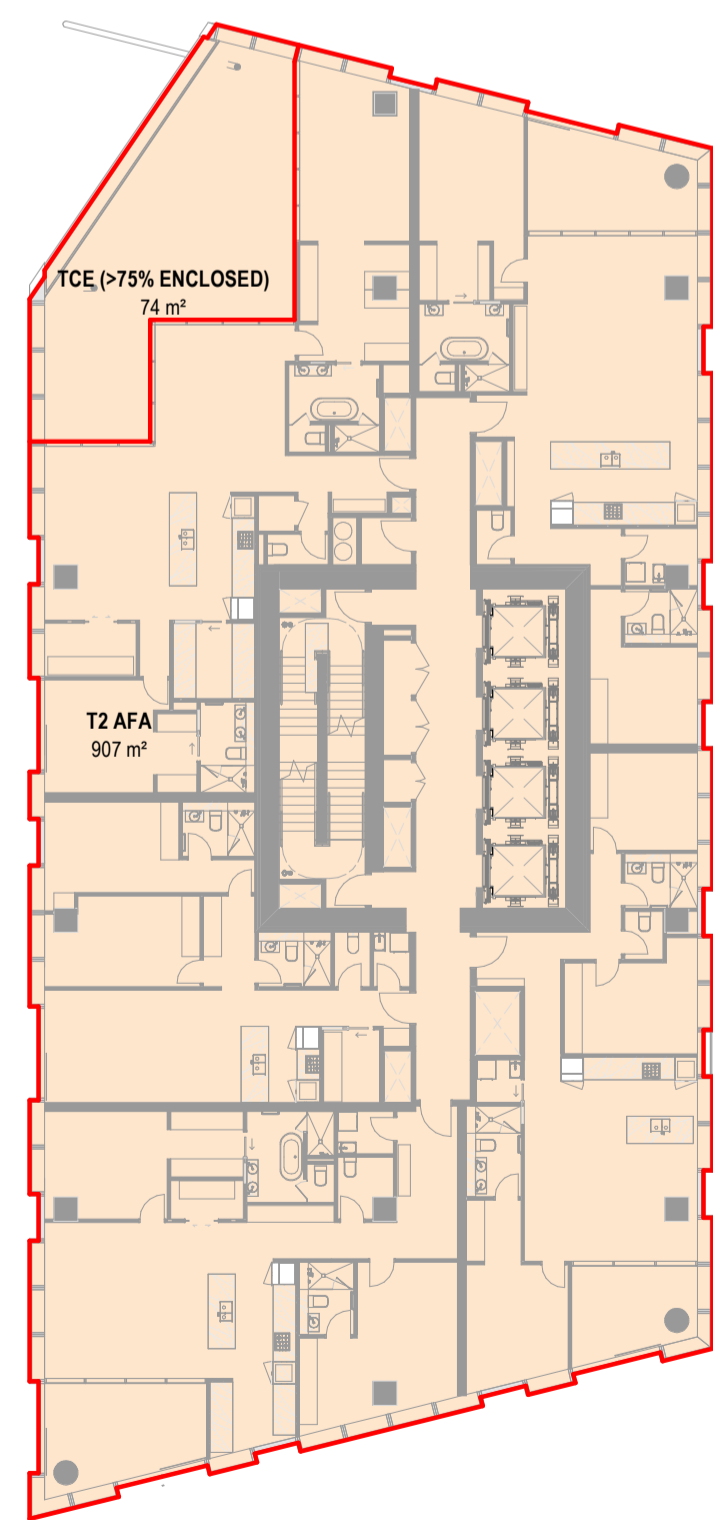
AFA PLAN - DTW LEVEL T2-L-34

1:250



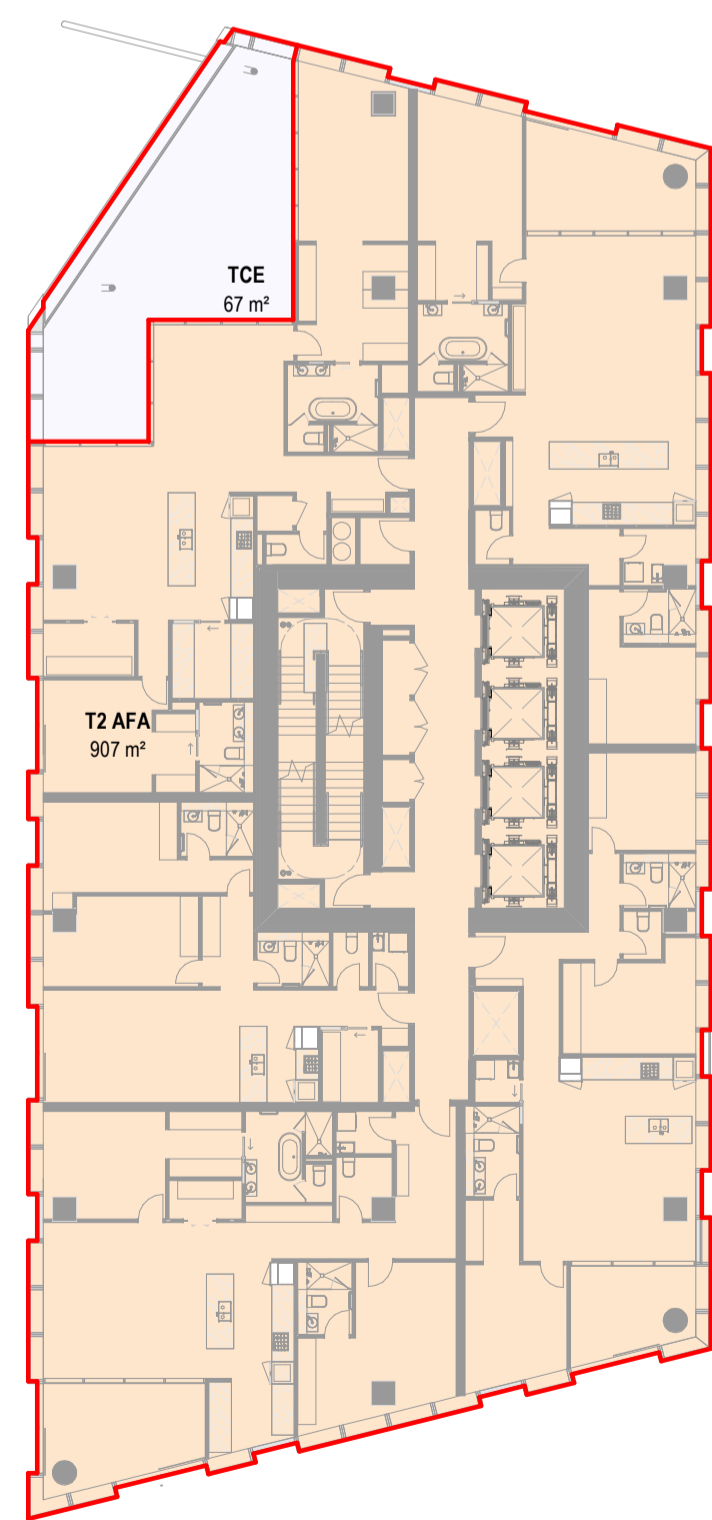
AFA PLAN - DTW LEVEL T2-L-35

1:250



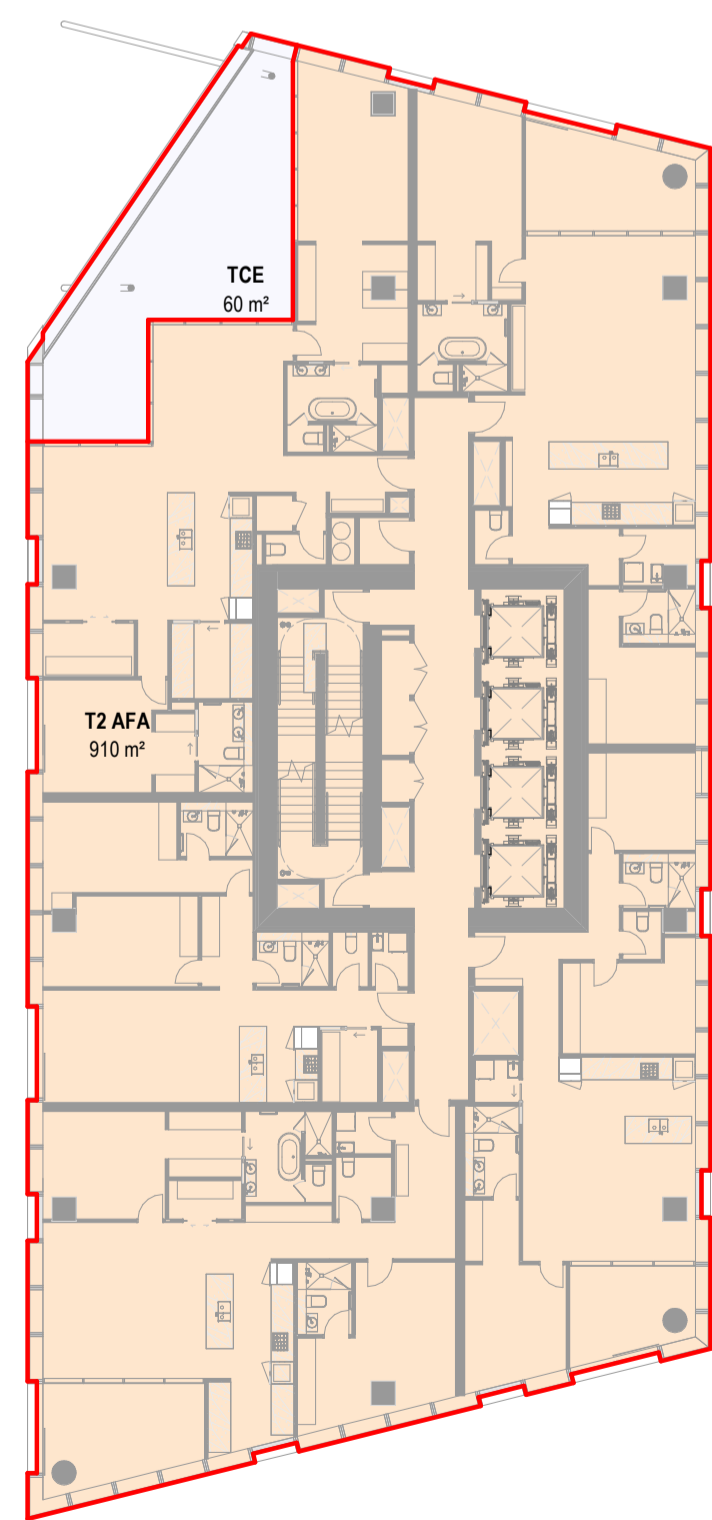
AFA PLAN - DTW LEVEL T2-L-36

1:250



AFA PLAN - DTW LEVEL T2-L-37

1:250



AFA PLAN - DTW LEVEL T2-L-38

1:250

All dimension to be verified on site before producing shop drawings or commencing any work. Do not scale. The copyright of this drawing remains with Warren and Mahoney Architects New Zealand Ltd.

Revisions

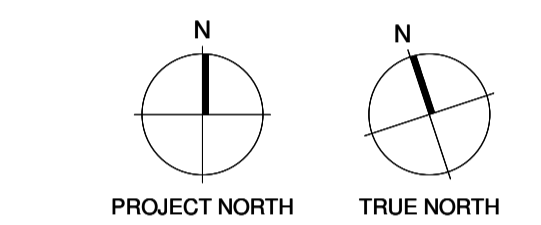
- A 07/06/24 DRAFT RC ISSUE
- B 01/07/24 DRAFT RC ISSUE
- C 22/07/24 DRAFT RC ISSUE
- D 22/07/24 RC ISSUE
- E 09/12/24 DESIGN UPDATE RC RFI 1

Notes

COMMERCIAL IN CONFIDENCE

AFA PLAN KEY:

- INCLUDED IN AFA
- EXCLUDED FROM AFA
- INTERIOR PUBLIC VOID - EXCLUDED FROM AFA
- EXTERIOR - EXCLUDED FROM AFA



Consultants

- RCP
Project Manager
- RLB
Quantity Surveyor
- HOLMES
Structural Engineer
- MOTT MAC DONALD
Services Engineer
- CROSSFIRE
Fire Engineer
- TONKIN + TAYLOR
Civil Engineer
- FLOW
Traffic Engineer

Client



Warren and Mahoney Architects New Zealand Ltd

Ground Floor, Mason Bros.
139 Pakenham Street West
Wynyard Quarter
Auckland 1010
New Zealand
Phone + 64 9 309 4894

Registered Architects and Designers
www.warrenandmahoney.com
Project Title

DOWNTOWN WEST

2 LOWER HOBSON STREET,
AUCKLAND CBD, AUCKLAND 1010

Drawing Title

**AFA AREA PLAN -
DTW BUILDING T2
L39 - T2 L44**

Drawing Status

**RESOURCE CONSENT
ISSUE**

Drawing Details

Scale	1:250 @ A1
Date	09/12/24
Job No	9234
Drawn	WAM
Checked	WAM

Drawing No	Revision
RC05-0420	E

WARREN AND MAHONEY

AFA SCHEDULE - DTW T2-L39

SPACE NAME	BUILDING	LEVEL	AREA	REF
T2 AFA	DTW BUILDING	T2-L-39	910 m ²	INCLUDED
TOTAL AFA			910 m ²	

AFA SCHEDULE - DTW T2-L40

SPACE NAME	BUILDING	LEVEL	AREA	REF
T2 AFA	DTW BUILDING	T2-L-40	910 m ²	INCLUDED
TOTAL AFA			910 m ²	

AFA SCHEDULE - DTW T2-L41

SPACE NAME	BUILDING	LEVEL	AREA	REF
T2 AFA	DTW BUILDING	T2-L-41	900 m ²	INCLUDED
TOTAL AFA			900 m ²	

AFA SCHEDULE - DTW T2-L42

SPACE NAME	BUILDING	LEVEL	AREA	REF
T2 AFA	DTW BUILDING	T2-L-42	629 m ²	INCLUDED
T2 AFA	DTW BUILDING	T2-L-42	216 m ²	INCLUDED
TOTAL AFA			845 m ²	

AFA SCHEDULE - DTW T2-L43

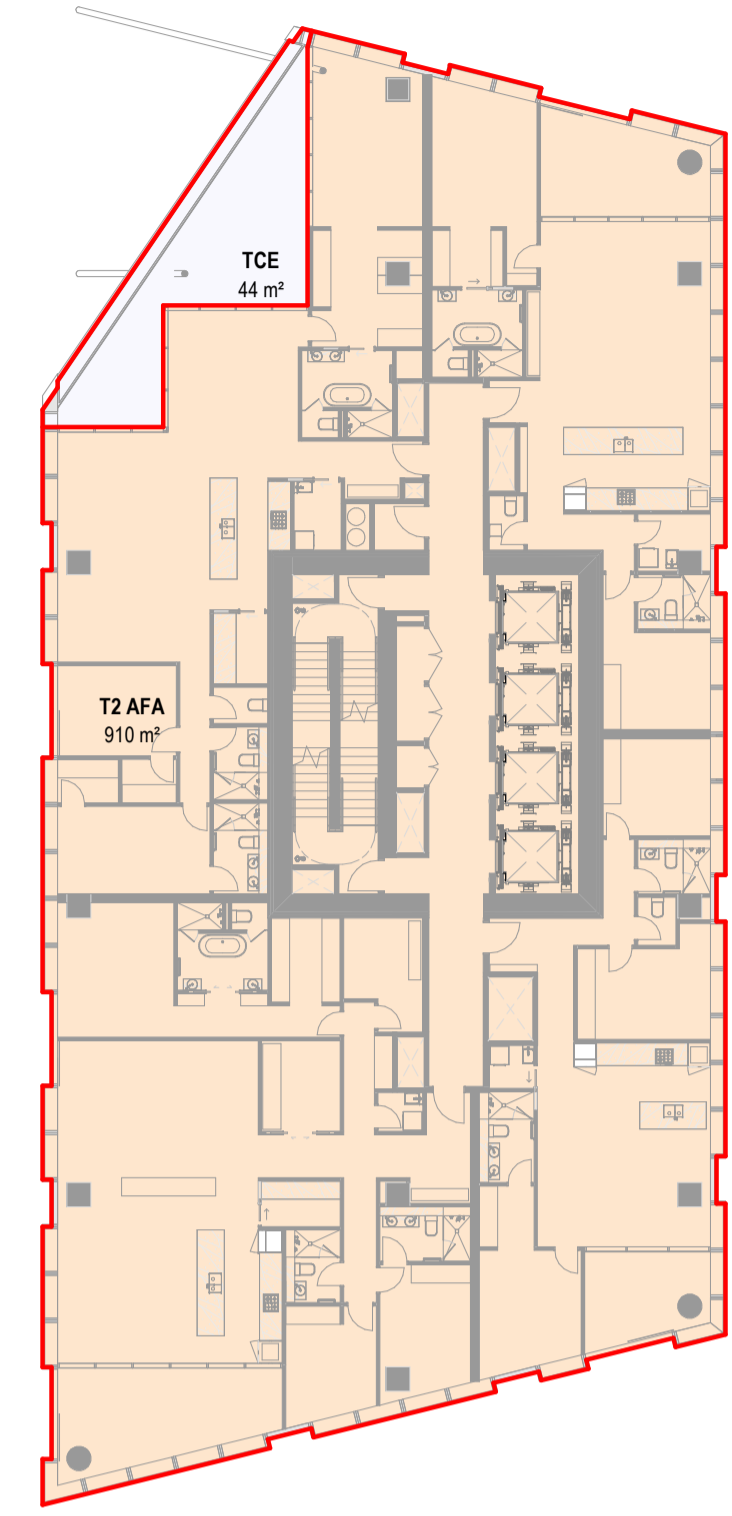
SPACE NAME	BUILDING	LEVEL	AREA	REF
T2 AFA	DTW BUILDING	T2-L-43	166 m ²	INCLUDED
T2 AFA	DTW BUILDING	T2-L-43	617 m ²	INCLUDED
TOTAL AFA			783 m ²	

AFA SCHEDULE - DTW T2-L44

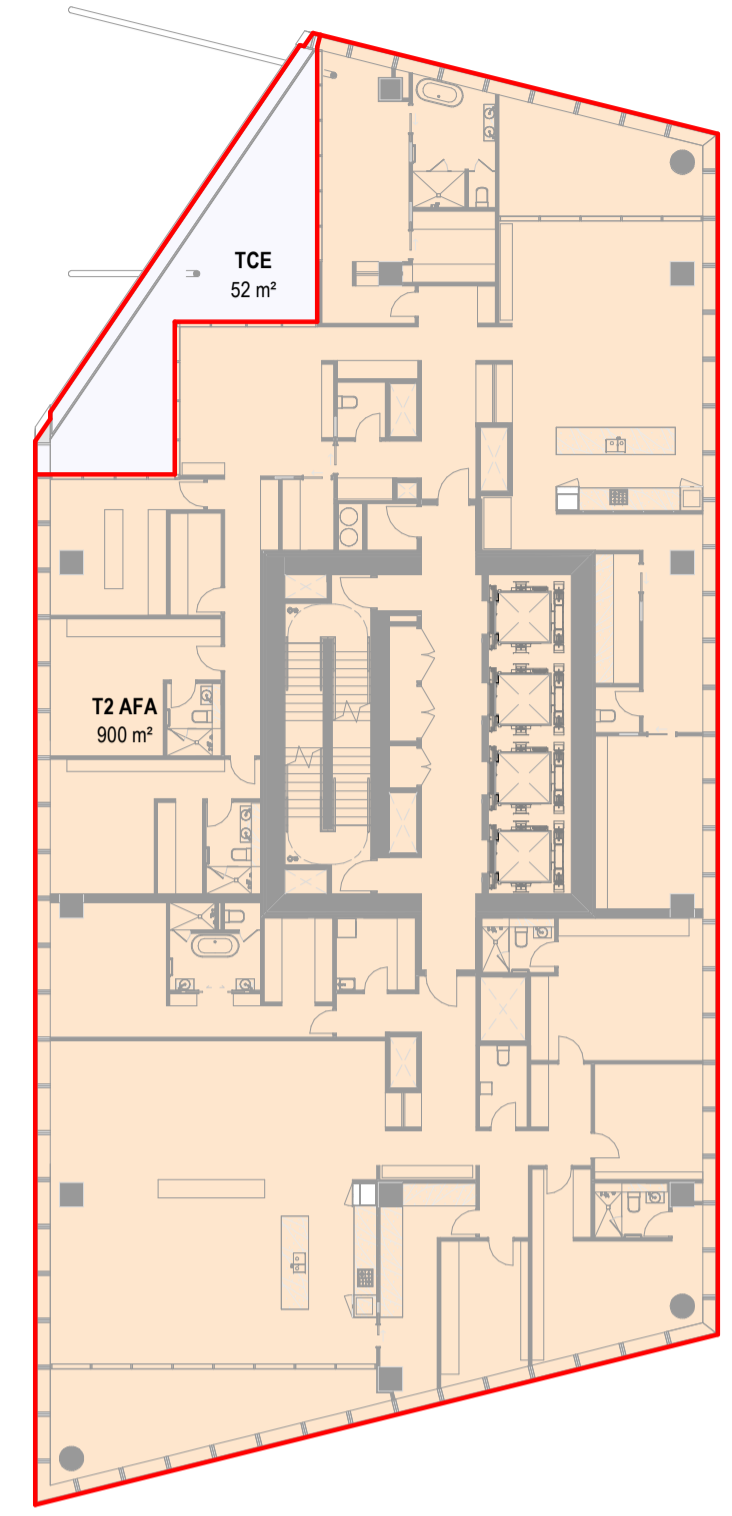
SPACE NAME	BUILDING	LEVEL	AREA	REF
T2 AFA	DTW BUILDING	T2-L-44	166 m ²	INCLUDED



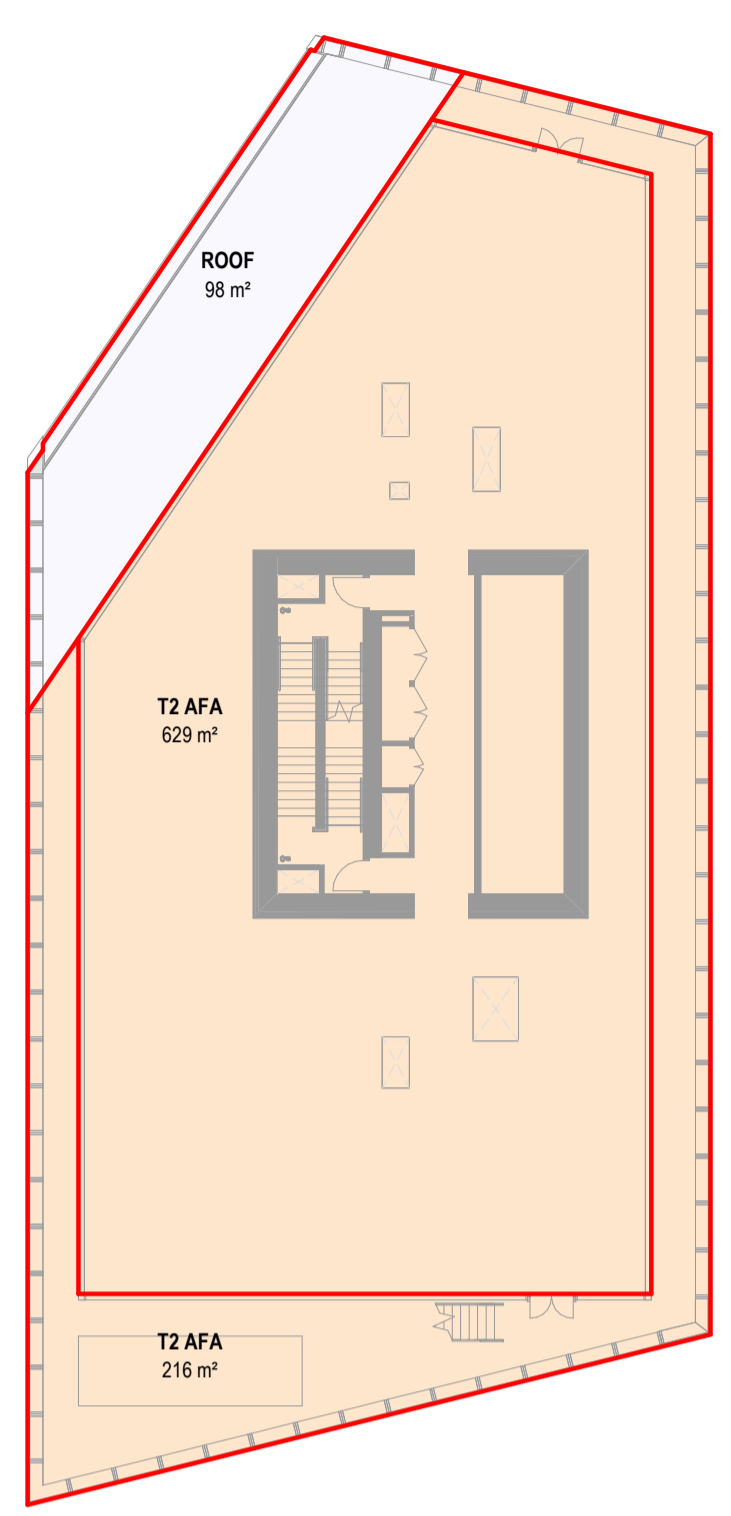
AFA PLAN - DTW LEVEL T2-L-39
1:250



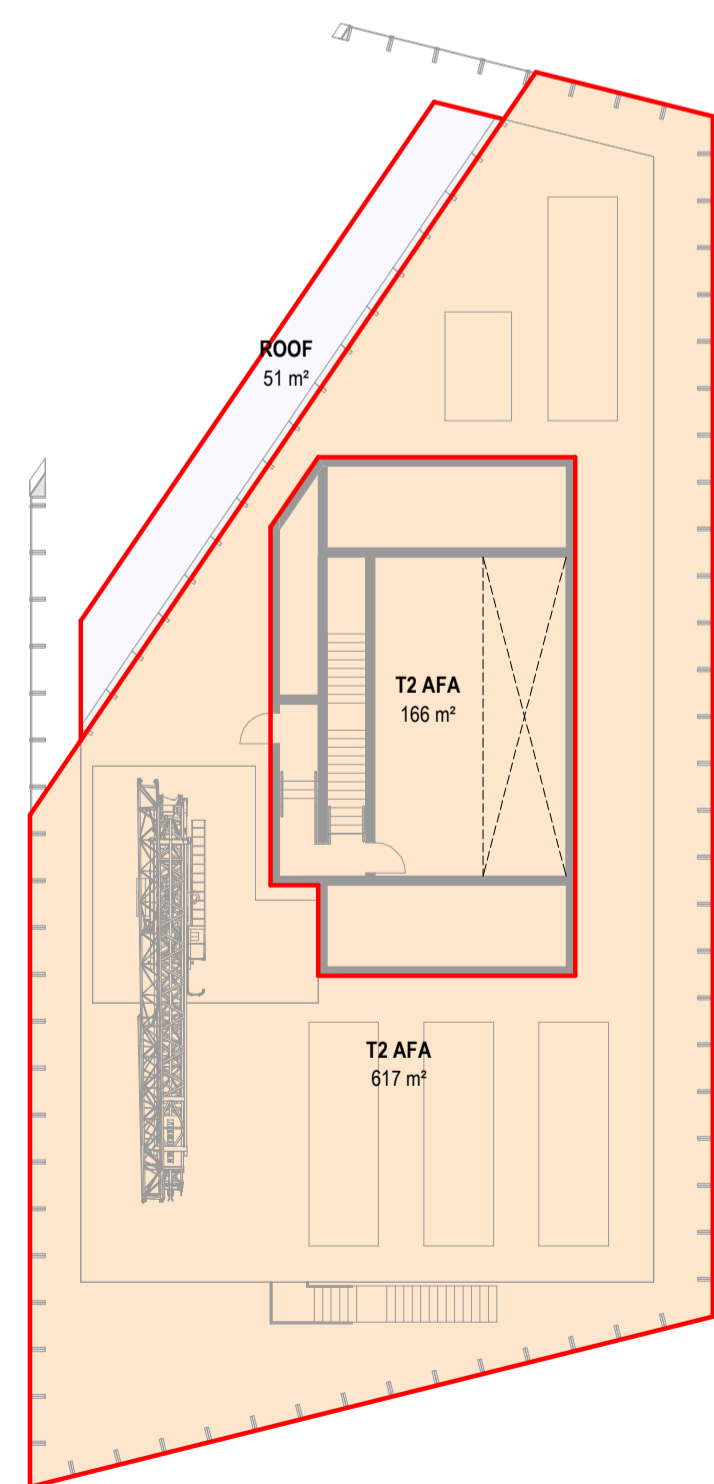
AFA PLAN - DTW LEVEL T2-L-40
1:250



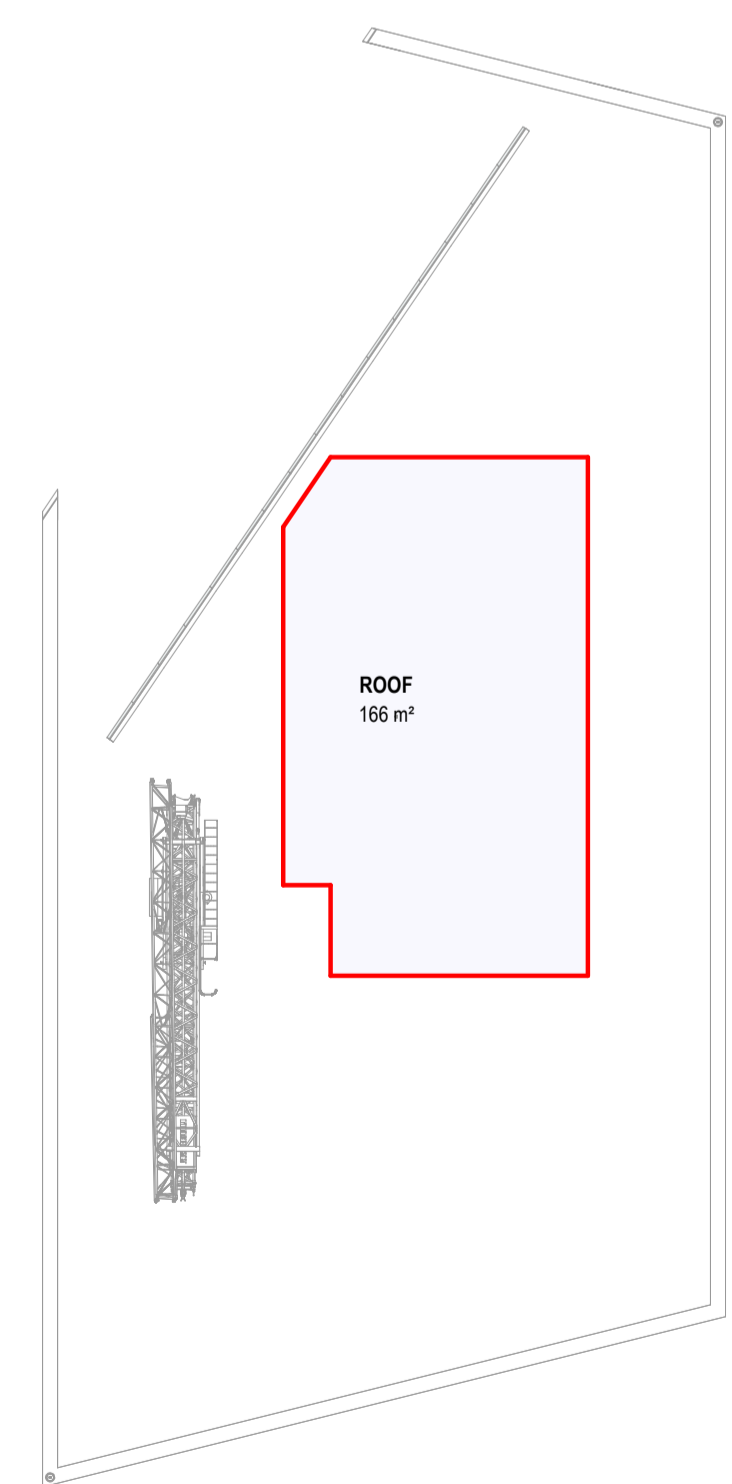
AFA PLAN - DTW LEVEL T2-L-41
1:250



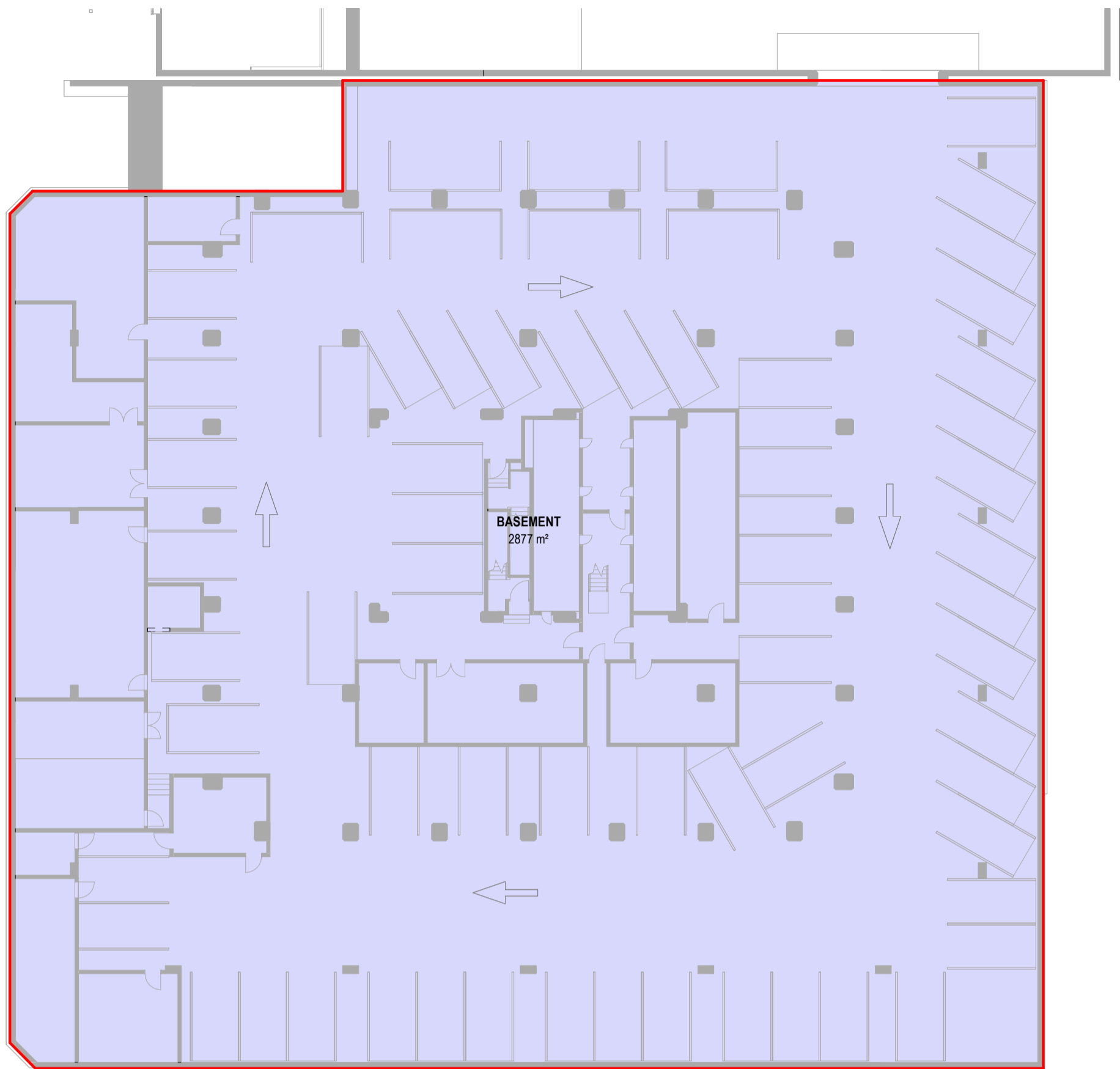
AFA PLAN - DTW LEVEL T2-L-42
1:250



AFA PLAN - DTW LEVEL T2-L-43
1:250

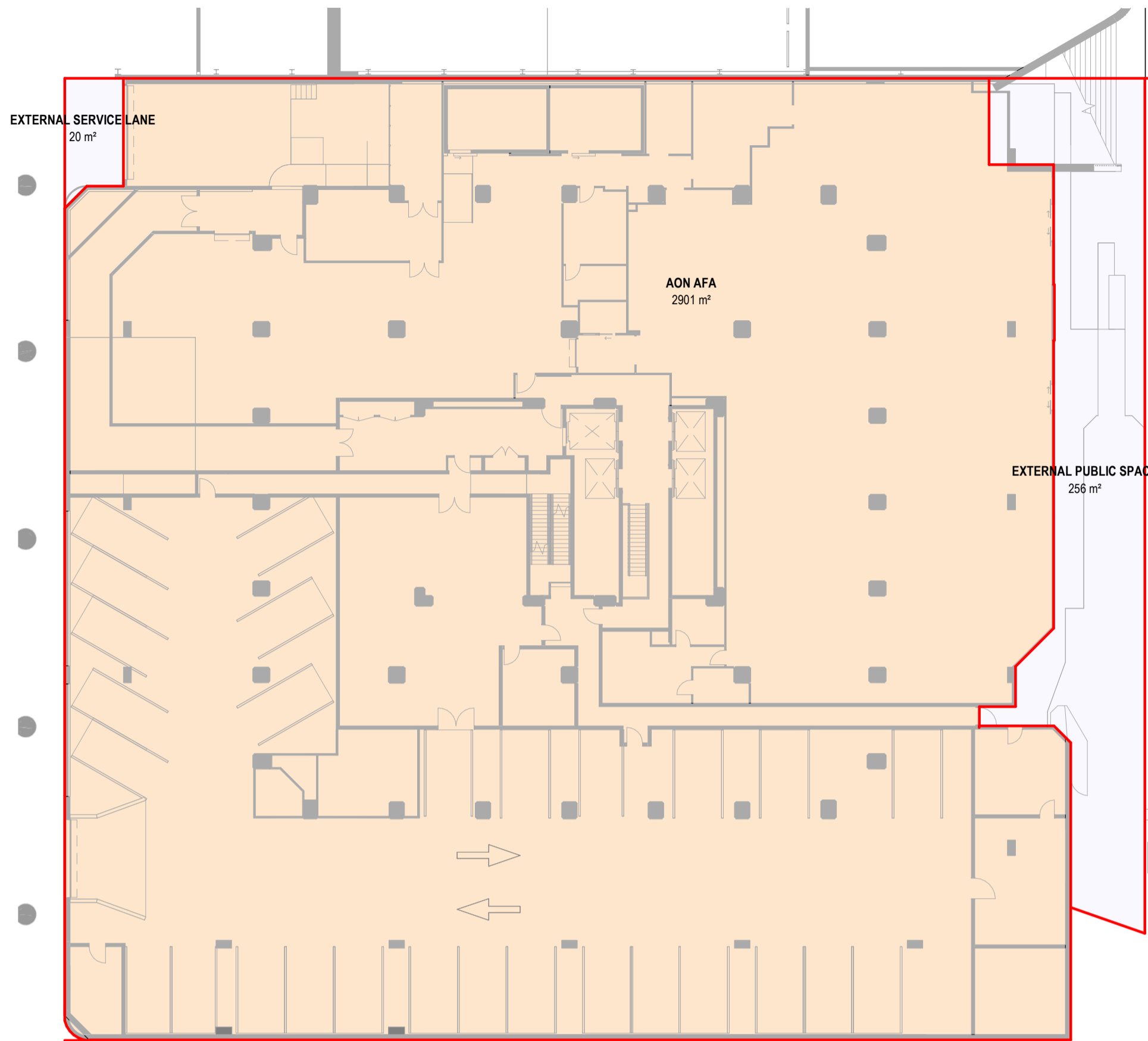


AFA PLAN - DTW LEVEL T2-L-44
1:250



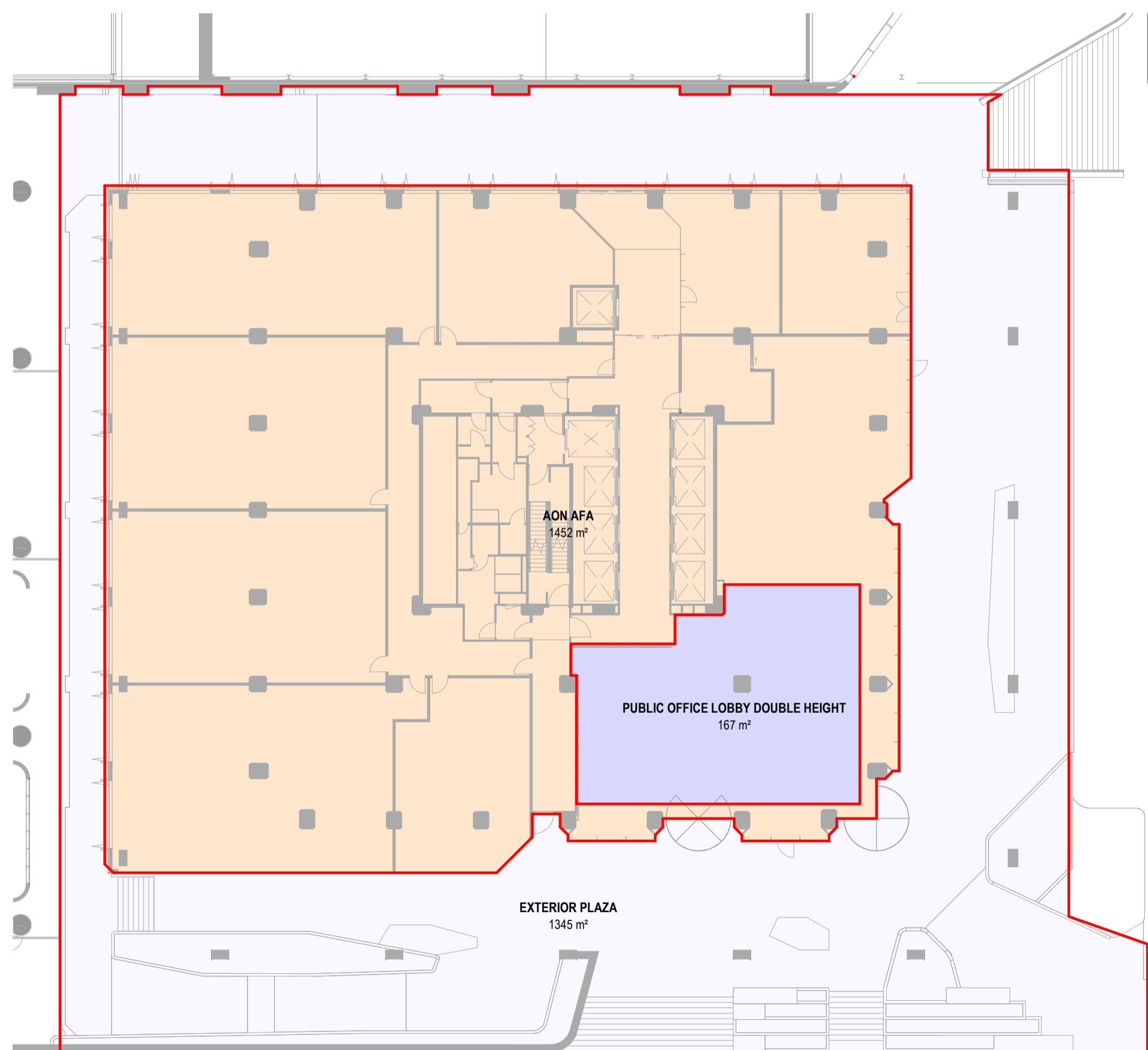
AFA PLAN - AON LEVEL BASEMENT

1:250



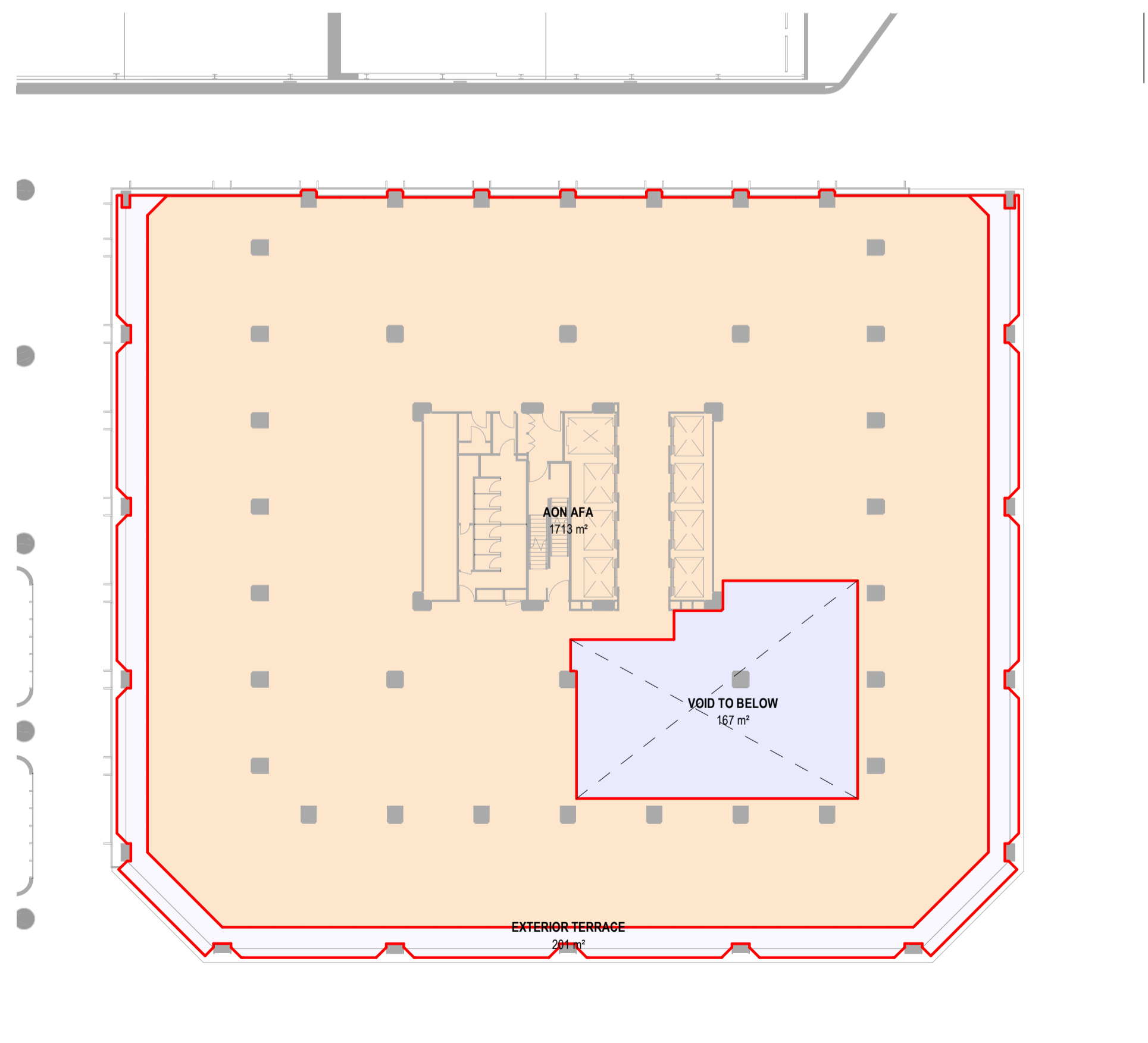
AFA PLAN - AON ARCADE

1:250



AFA PLAN - AON Plaza

1:250



AFA PLAN - AON LEVEL L1

1:250

AFA SCHEDULE - AON Basement				
SPACE NAME	BUILDING	LEVEL	AREA	REF
AON AFA	AON BUILDING	AON Arcade	2901 m ²	INCLUDED
TOTAL AFA			2901 m ²	

AFA SCHEDULE - AON Arcade				
SPACE NAME	BUILDING	LEVEL	AREA	REF
AON AFA	AON BUILDING	AON Arcade	2901 m ²	INCLUDED
TOTAL AFA			2901 m ²	

AFA SCHEDULE - AON Plaza				
SPACE NAME	BUILDING	LEVEL	AREA	REF
AON AFA	AON BUILDING	AON Plaza	1452 m ²	INCLUDED
TOTAL AFA			1452 m ²	

AFA SCHEDULE - AON L1				
SPACE NAME	BUILDING	LEVEL	AREA	REF
AON AFA	AON BUILDING	AON L1	1713 m ²	INCLUDED
TOTAL AFA			1713 m ²	

All dimension to be verified on site before producing shop drawings or commencing any work. Do not scale. The copyright of this drawing remains with Warren and Mahoney Architects New Zealand Ltd.

Revisions

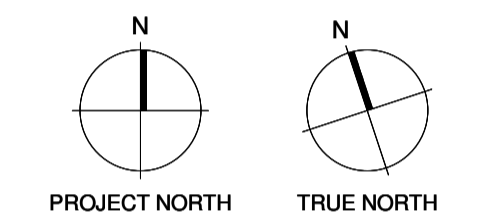
- A 07/06/24 DRAFT RC ISSUE
- B 01/07/24 DRAFT RC ISSUE
- C 22/07/24 DRAFT RC ISSUE
- D 22/07/24 RC ISSUE
- E 09/12/24 DESIGN UPDATE RC RFI 1

Notes

COMMERCIAL IN CONFIDENCE

AFA PLAN KEY:

- INCLUDED IN AFA
- EXCLUDED FROM AFA
- INTERIOR PUBLIC VOID - EXCLUDED FROM AFA
- EXTERIOR - EXCLUDED FROM AFA



Consultants

- RCP
Project Manager
- RLB
Quantity Surveyor
- HOLMES
Structural Engineer
- MOTT MAC DONALD
Services Engineer
- CROSSFIRE
Fire Engineer
- TONKIN + TAYLOR
Civil Engineer
- FLOW
Traffic Engineer

Client



Warren and Mahoney Architects New Zealand Ltd

Ground Floor, Mason Bros.
139 Pakenham Street West
Wynyard Quarter
Auckland 1010
New Zealand
Phone + 64 9 309 4894

Registered Architects and Designers
www.warrenandmahoney.com

Project Title

DOWNTOWN WEST

2 LOWER HOBSON STREET,
AUCKLAND CBD, AUCKLAND 1010

Drawing Title

**AFA AREA PLAN -
AON BASEMENT - L1**

Drawing Status

**RESOURCE CONSENT
ISSUE**

Drawing Details

Scale	1:250 @ A1
Date	09/12/24
Job No	9234
Drawn	WAM
Checked	WAM

Drawing No	Revision
RC05-0500	E

WARREN AND MAHONEY

All dimension to be verified on site before producing shop drawings or commencing any work. Do not scale. The copyright of this drawing remains with Warren and Mahoney Architects New Zealand Ltd.

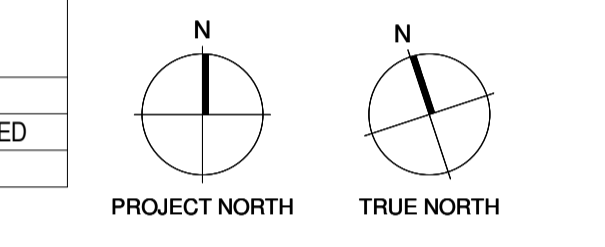
Revisions

A	07/06/24	DRAFT RC ISSUE
B	01/07/24	DRAFT RC ISSUE
C	22/07/24	DRAFT RC ISSUE
D	22/07/24	RC ISSUE
E	09/12/24	DESIGN UPDATE RC RFI 1

Notes
COMMERCIAL IN CONFIDENCE

AFA PLAN KEY:

	INCLUDED IN AFA
	EXCLUDED FROM AFA
	INTERIOR PUBLIC VOID - EXCLUDED FROM AFA
	EXTERIOR - EXCLUDED FROM AFA



- Consultants**
- RCP Project Manager
 - RLB Quantity Surveyor
 - HOLMES Structural Engineer
 - MOTT MAC DONALD Services Engineer
 - CROSSFIRE Fire Engineer
 - TONKIN + TAYLOR Civil Engineer
 - FLOW Traffic Engineer
- Client**

Warren and Mahoney Architects New Zealand Ltd

Ground Floor, Mason Bros.
 139 Pakenham Street West
 Wynyard Quarter
 Auckland 1010
 New Zealand
 Phone + 64 9 309 4894

Registered Architects and Designers
www.warrenandmahoney.com

Project Title
DOWNTOWN WEST

2 LOWER HOBSON STREET,
 AUCKLAND CBD, AUCKLAND 1010

Drawing Title
AFA AREA PLAN - AON BUILDING L2 - L-21

Drawing Status
RESOURCE CONSENT ISSUE

Drawing Details

Scale	1:250 @ A1
Date	09/12/24
Job No	9234
Drawn	WAM
Checked	WAM

Drawing No RC05-0501 **Revision** E

WARREN AND MAHONEY

AFA SCHEDULE - AON L2

SPACE NAME	BUILDING	LEVEL	AREA	REF
AON AFA	AON BUILDING	AON L2	1115 m ²	INCLUDED
TOTAL AFA			1115 m ²	

AFA SCHEDULE - AON L3

SPACE NAME	BUILDING	LEVEL	AREA	REF
AON AFA	AON BUILDING	AON L3	1115 m ²	INCLUDED
TOTAL AFA			1115 m ²	

AFA SCHEDULE - AON L4

SPACE NAME	BUILDING	LEVEL	AREA	REF
AON AFA	AON BUILDING	AON L4	1207 m ²	INCLUDED
TOTAL AFA			1207 m ²	

AFA SCHEDULE - AON L5

SPACE NAME	BUILDING	LEVEL	AREA	REF
AON AFA	AON BUILDING	AON L5	1207 m ²	INCLUDED
TOTAL AFA			1207 m ²	

AFA SCHEDULE - AON L6

SPACE NAME	BUILDING	LEVEL	AREA	REF
AON AFA	AON BUILDING	AON L6	1207 m ²	INCLUDED
TOTAL AFA			1207 m ²	

AFA SCHEDULE - AON L7

SPACE NAME	BUILDING	LEVEL	AREA	REF
AON AFA	AON BUILDING	AON L7	1207 m ²	INCLUDED
TOTAL AFA			1207 m ²	

AFA SCHEDULE - AON L8

SPACE NAME	BUILDING	LEVEL	AREA	REF
AON AFA	AON BUILDING	AON L8	1207 m ²	INCLUDED
TOTAL AFA			1207 m ²	

AFA SCHEDULE - AON L9

SPACE NAME	BUILDING	LEVEL	AREA	REF
AON AFA	AON BUILDING	AON L9	1207 m ²	INCLUDED
TOTAL AFA			1207 m ²	

AFA SCHEDULE - AON L10

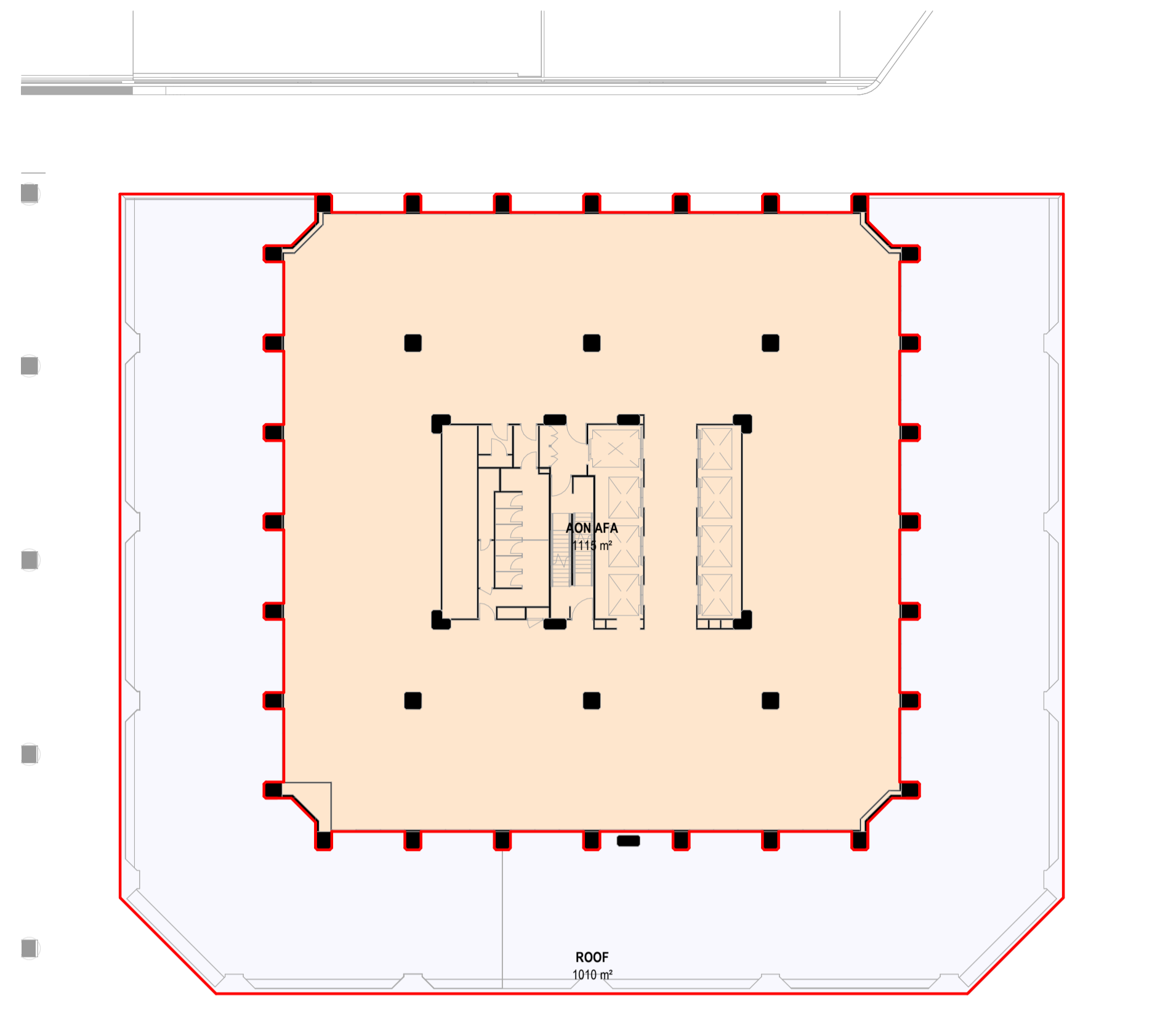
SPACE NAME	BUILDING	LEVEL	AREA	REF
AON AFA	AON BUILDING	AON L10	1207 m ²	INCLUDED
TOTAL AFA			1207 m ²	

AFA SCHEDULE - AON L11

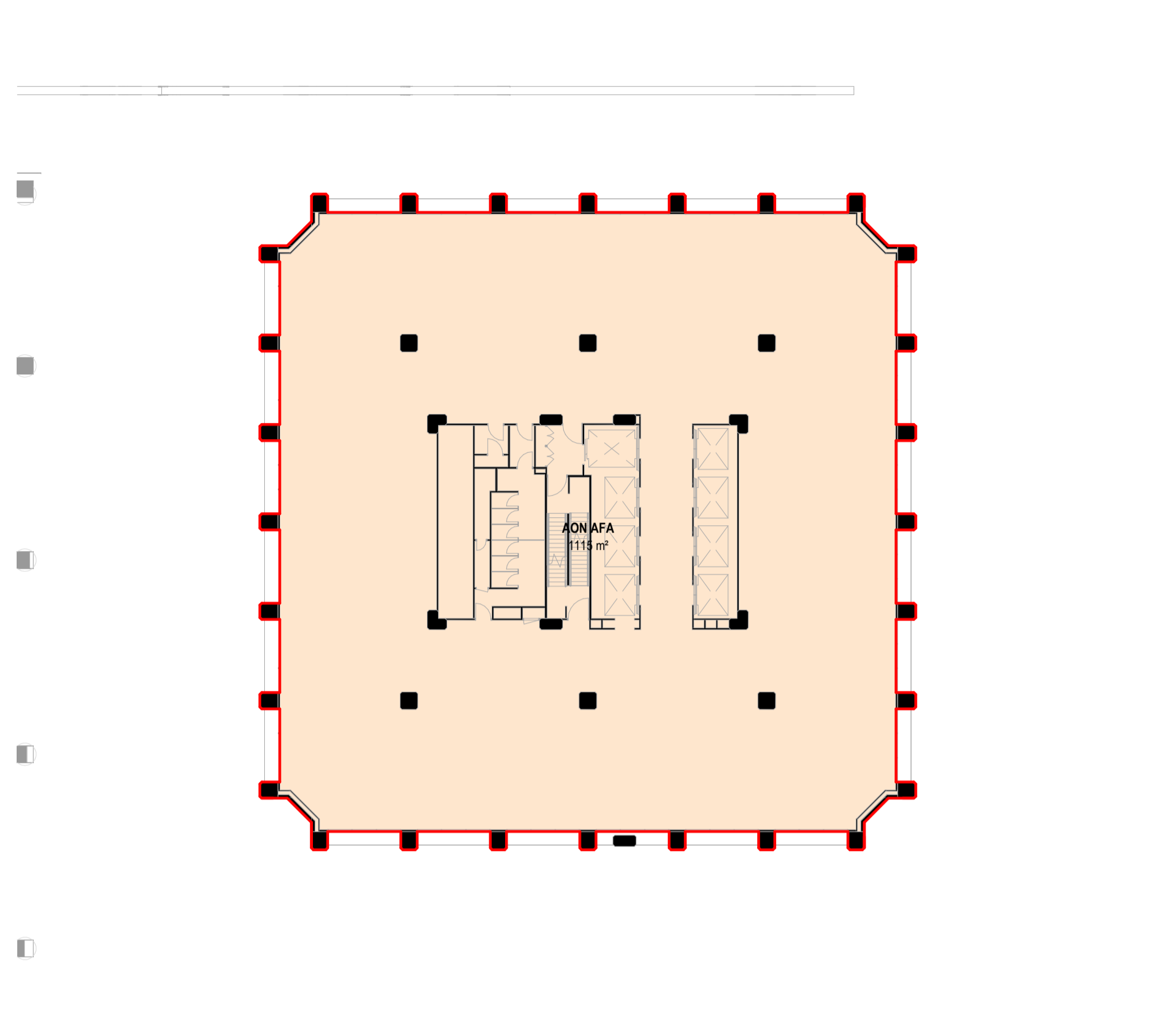
SPACE NAME	BUILDING	LEVEL	AREA	REF
AON AFA	AON BUILDING	AON L11	1207 m ²	INCLUDED
TOTAL AFA			1207 m ²	

AFA SCHEDULE - AON L12

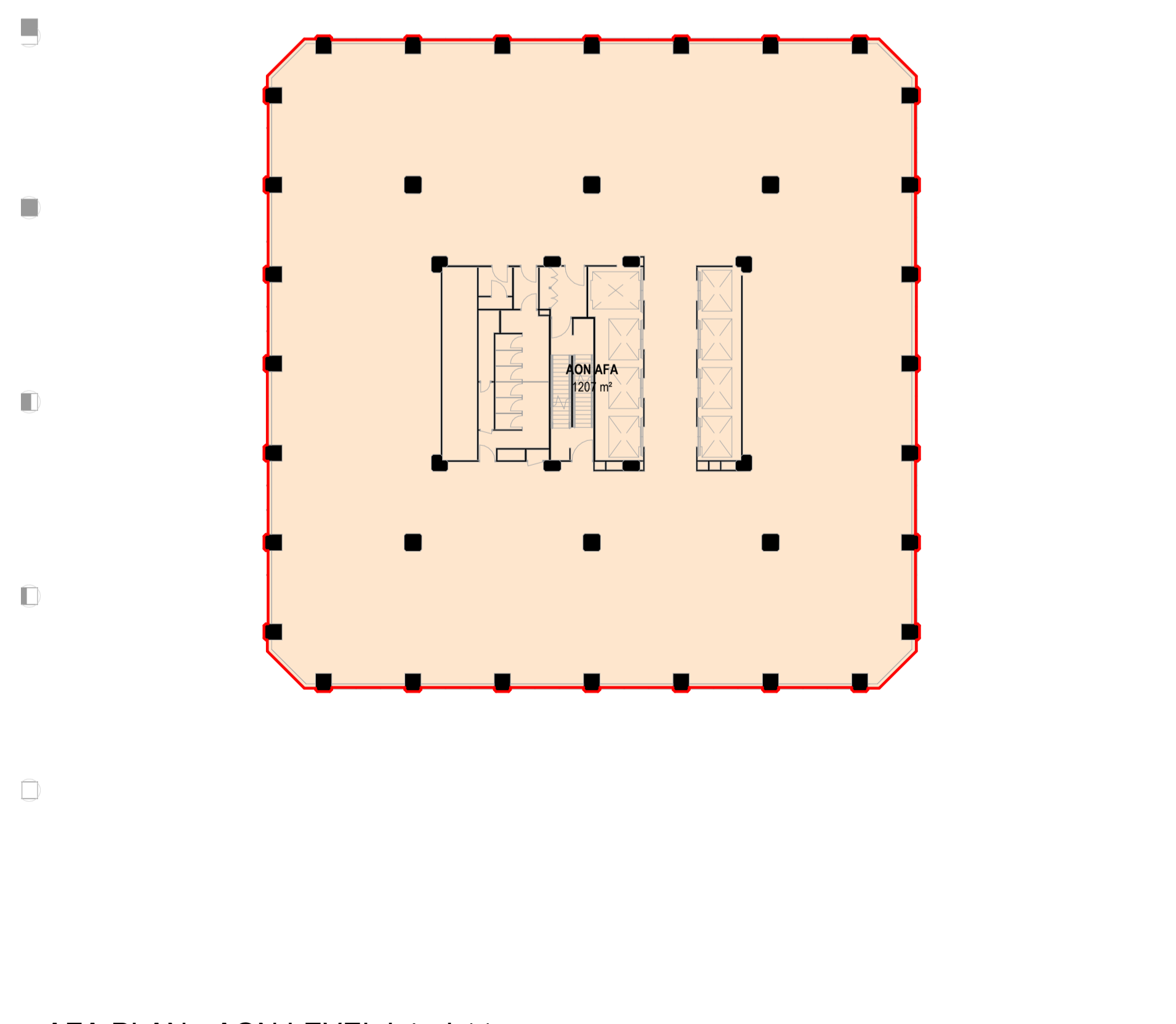
SPACE NAME	BUILDING	LEVEL	AREA	REF
AON AFA	AON BUILDING	AON L12	1207 m ²	INCLUDED
TOTAL AFA			1207 m ²	



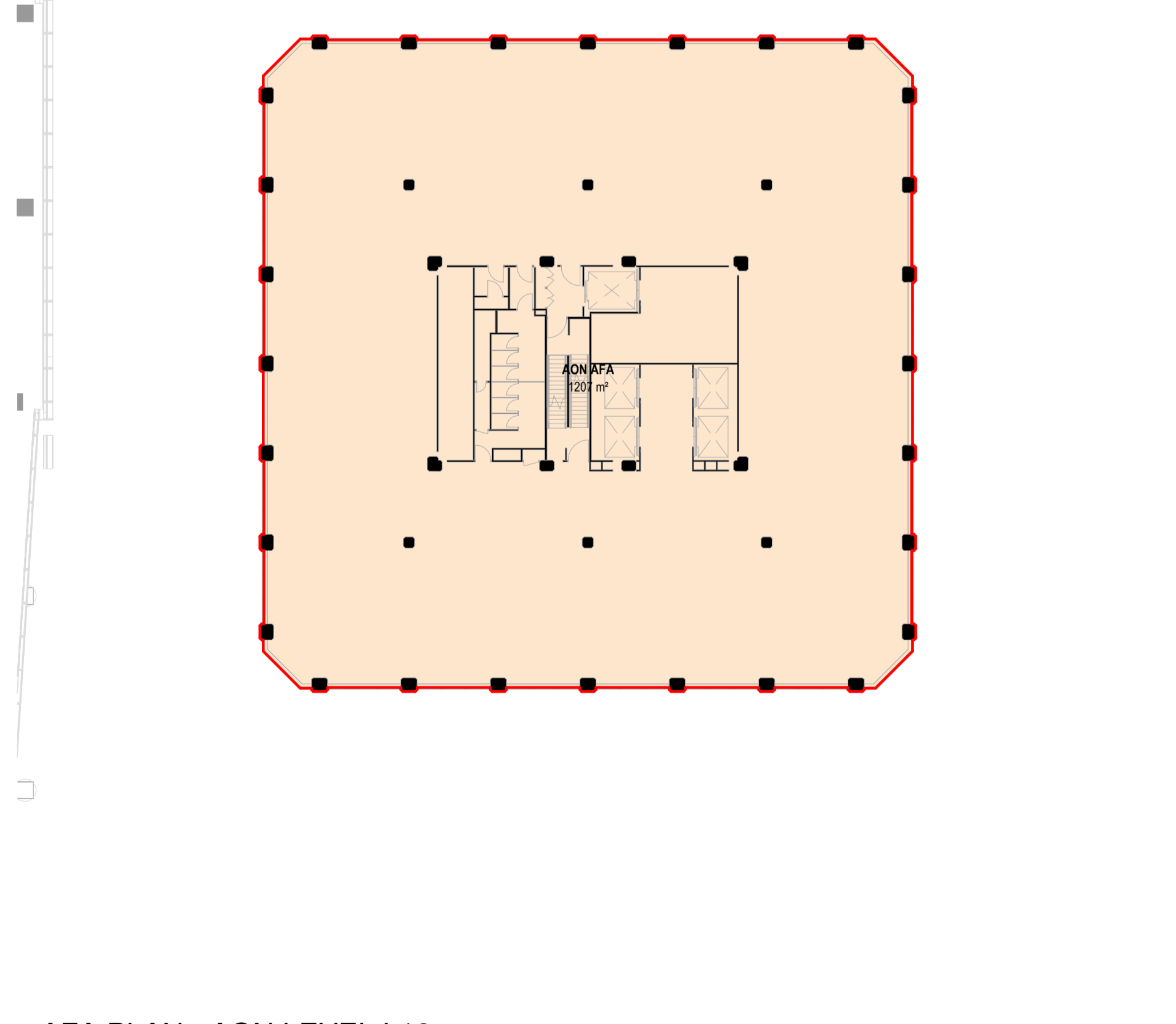
AFA PLAN - AON LEVEL L2
 1: 250



AFA PLAN - AON LEVEL L3
 1: 250



AFA PLAN - AON LEVEL L4 - L11
 1: 250



AFA PLAN - AON LEVEL L12
 1: 250

All dimension to be verified on site before producing shop drawings or commencing any work. Do not scale. The copyright of this drawing remains with Warren and Mahoney Architects New Zealand Ltd.

Revisions

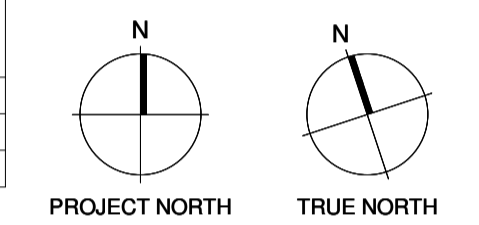
A 07/06/24	DRAFT RC ISSUE
B 01/07/24	DRAFT RC ISSUE
C 22/07/24	DRAFT RC ISSUE
D 22/07/24	RC ISSUE
E 09/12/24	DESIGN UPDATE RC RFI 1

Notes

COMMERCIAL IN CONFIDENCE

AFA PLAN KEY:

- INCLUDED IN AFA
- EXCLUDED FROM AFA
- INTERIOR PUBLIC VOID - EXCLUDED FROM AFA
- EXTERIOR - EXCLUDED FROM AFA



Consultants

- RCP Project Manager
- RLB Quantity Surveyor
- HOLMES Structural Engineer
- MOTT MAC DONALD Services Engineer
- CROSSFIRE Fire Engineer
- TONKIN + TAYLOR Civil Engineer
- FLOW Traffic Engineer
- Client



Warren and Mahoney Architects New Zealand Ltd

Ground Floor, Mason Bros.
139 Pakenham Street West
Wynyard Quarter
Auckland 1010
New Zealand
Phone + 64 9 309 4894
Registered Architects and Designers
www.warrenandmahoney.com

Project Title

DOWNTOWN WEST
2 LOWER HOBSON STREET,
AUCKLAND CBD, AUCKLAND 1010

Drawing Title

**AFA AREA PLAN -
AON BUILDING L13 -
L24**

Drawing Status

**RESOURCE CONSENT
ISSUE**

Drawing Details

Scale	1:250 @ A1
Date	09/12/24
Job No	9234
Drawn	WAM
Checked	WAM

Drawing No

RC05-0502

WARREN AND MAHONEY

AFA SCHEDULE - AON L13

SPACE NAME	BUILDING	LEVEL	AREA	REF
AON AFA	AON BUILDING	AON L13	1207 m ²	INCLUDED
TOTAL AFA			1207 m ²	

AFA SCHEDULE - AON L14

SPACE NAME	BUILDING	LEVEL	AREA	REF
AON AFA	AON BUILDING	AON L14	1207 m ²	INCLUDED
TOTAL AFA			1207 m ²	

AFA SCHEDULE - AON L15

SPACE NAME	BUILDING	LEVEL	AREA	REF
AON AFA	AON BUILDING	AON L15	1207 m ²	INCLUDED
TOTAL AFA			1207 m ²	

AFA SCHEDULE - AON L16

SPACE NAME	BUILDING	LEVEL	AREA	REF
AON AFA	AON BUILDING	AON L16	1207 m ²	INCLUDED
TOTAL AFA			1207 m ²	

AFA SCHEDULE - AON L17

SPACE NAME	BUILDING	LEVEL	AREA	REF
AON AFA	AON BUILDING	AON L17	1207 m ²	INCLUDED
TOTAL AFA			1207 m ²	

AFA SCHEDULE - AON L18

SPACE NAME	BUILDING	LEVEL	AREA	REF
AON AFA	AON BUILDING	AON L18	1207 m ²	INCLUDED
TOTAL AFA			1207 m ²	

AFA SCHEDULE - AON L19

SPACE NAME	BUILDING	LEVEL	AREA	REF
AON AFA	AON BUILDING	AON L19	1207 m ²	INCLUDED
TOTAL AFA			1207 m ²	

AFA SCHEDULE - AON L20

SPACE NAME	BUILDING	LEVEL	AREA	REF
AON AFA	AON BUILDING	AON L20	1207 m ²	INCLUDED
TOTAL AFA			1207 m ²	

AFA SCHEDULE - AON L21

SPACE NAME	BUILDING	LEVEL	AREA	REF
AON AFA	AON BUILDING	AON L21	1207 m ²	INCLUDED
TOTAL AFA			1207 m ²	

AFA SCHEDULE - AON L22

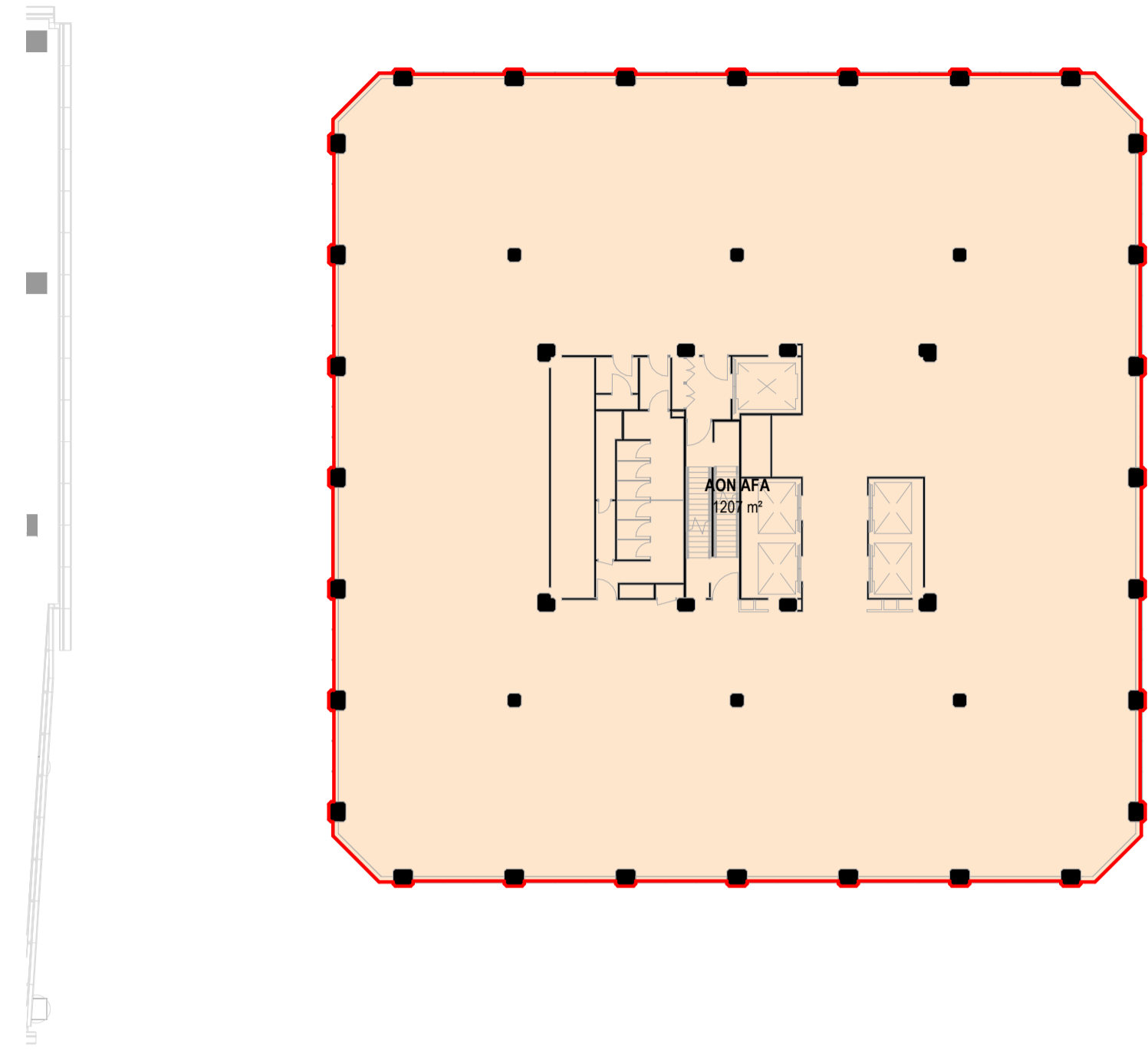
SPACE NAME	BUILDING	LEVEL	AREA	REF
AON AFA	AON BUILDING	AON Plant Room	1207 m ²	INCLUDED
TOTAL AFA			1207 m ²	

AFA SCHEDULE - AON L23

SPACE NAME	BUILDING	LEVEL	AREA	REF
AON AFA	AON BUILDING	AON Lift Motor Room	268 m ²	INCLUDED
TOTAL AFA			268 m ²	

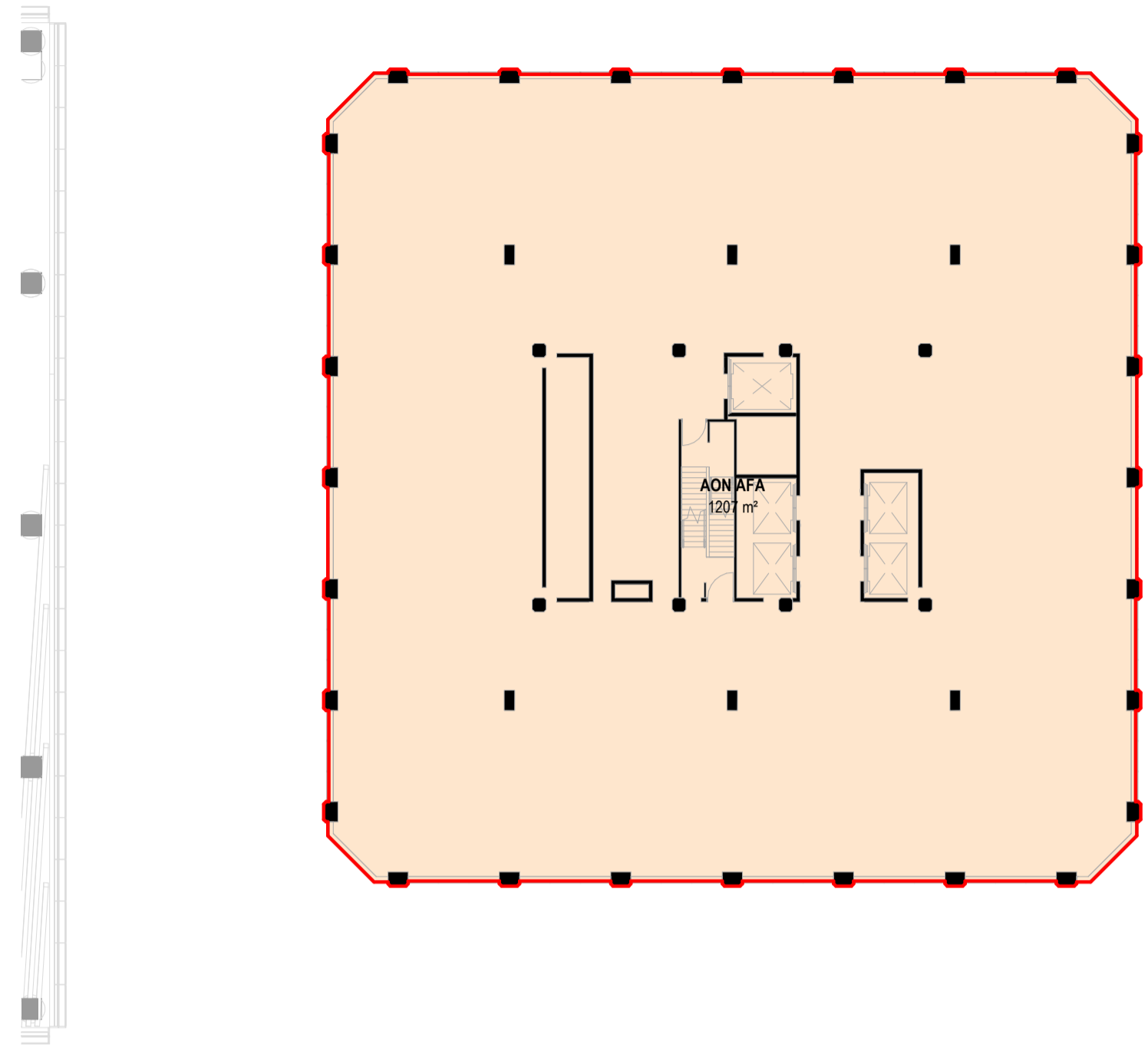
AFA SCHEDULE - AON L24

SPACE NAME	BUILDING	LEVEL	AREA	REF



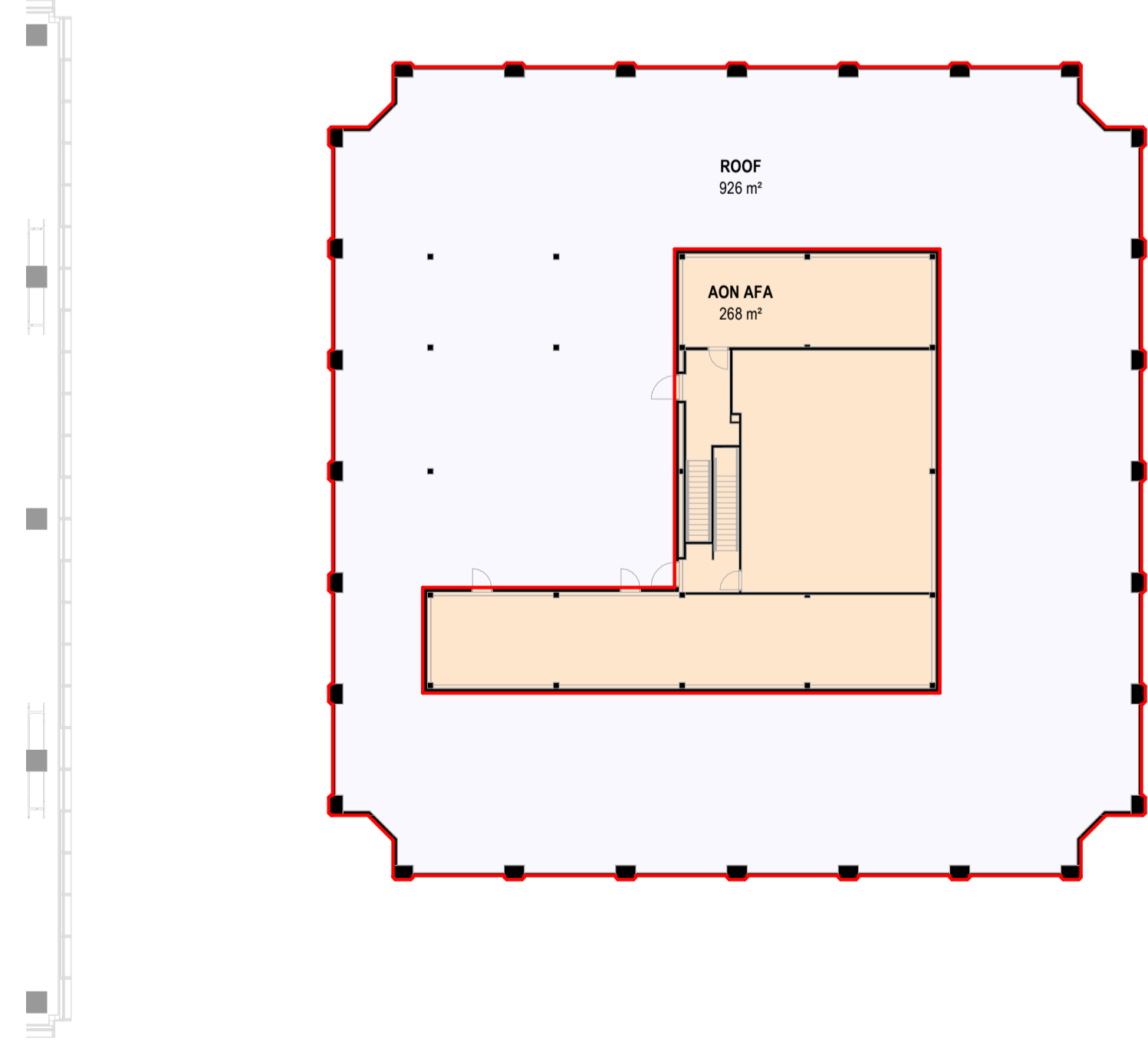
AFA PLAN - AON LEVEL L13 - L21

1:250



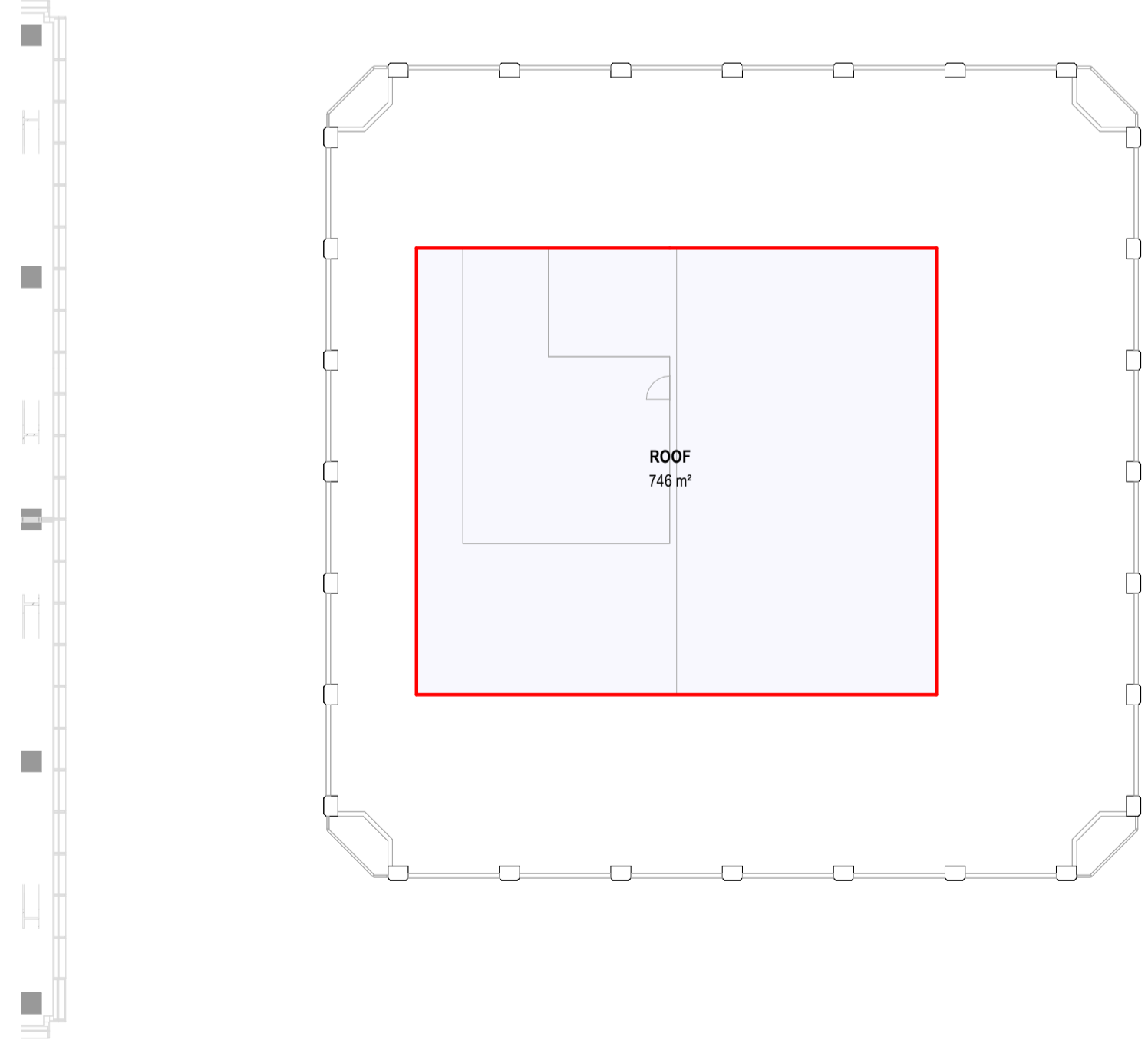
AFA PLAN - AON LEVEL 22 (PLANT)

1:250



AFA PLAN - AON LEVEL 23 (PLANT/ROOF)

1:250



AFA PLAN - AON LEVEL 24 (ROOF)

1:250

All dimension to be verified on site before producing shop drawings or commencing any work. Do not scale. The copyright of this drawing remains with Warren and Mahoney Architects New Zealand Ltd.

Revisions

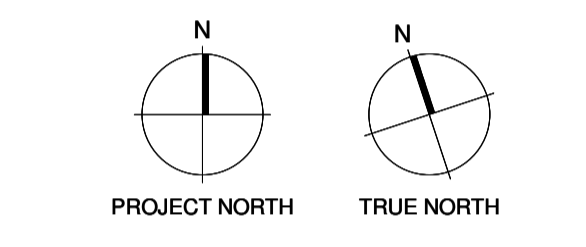
- A 07/06/24 DRAFT RC ISSUE
- B 01/07/24 DRAFT RC ISSUE
- C 22/07/24 DRAFT RC ISSUE
- D 22/07/24 RC ISSUE
- E 09/12/24 DESIGN UPDATE RC RFI 1

Notes

COMMERCIAL IN CONFIDENCE

AFA PLAN KEY:

	INCLUDED IN AFA
	EXCLUDED FROM AFA
	INTERIOR PUBLIC VOID - EXCLUDED FROM AFA
	EXTERIOR - EXCLUDED FROM AFA



Consultants

- RCP
Project Manager
- RLB
Quantity Surveyor
- HOLMES
Structural Engineer
- MOTT MAC DONALD
Services Engineer
- CROSSFIRE
Fire Engineer
- TONKIN + TAYLOR
Civil Engineer
- FLOW
Traffic Engineer

Client



Warren and Mahoney Architects New Zealand Ltd

Ground Floor, Mason Bros.
139 Pakenham Street West
Wynyard Quarter
Auckland 1010
New Zealand
Phone + 64 9 309 4894

Registered Architects and Designers
www.warrenandmahoney.com
Project Title

DOWNTOWN WEST

2 LOWER HOBSON STREET,
AUCKLAND CBD, AUCKLAND 1010

Drawing Title

**AFA AREA PLAN -
HSBC BUILDING L1 -
L1A**

Drawing Status

**RESOURCE CONSENT
ISSUE**

Drawing Details

Scale	1:250 @ A1
Date	09/12/24
Job No	9234
Drawn	WAM
Checked	WAM

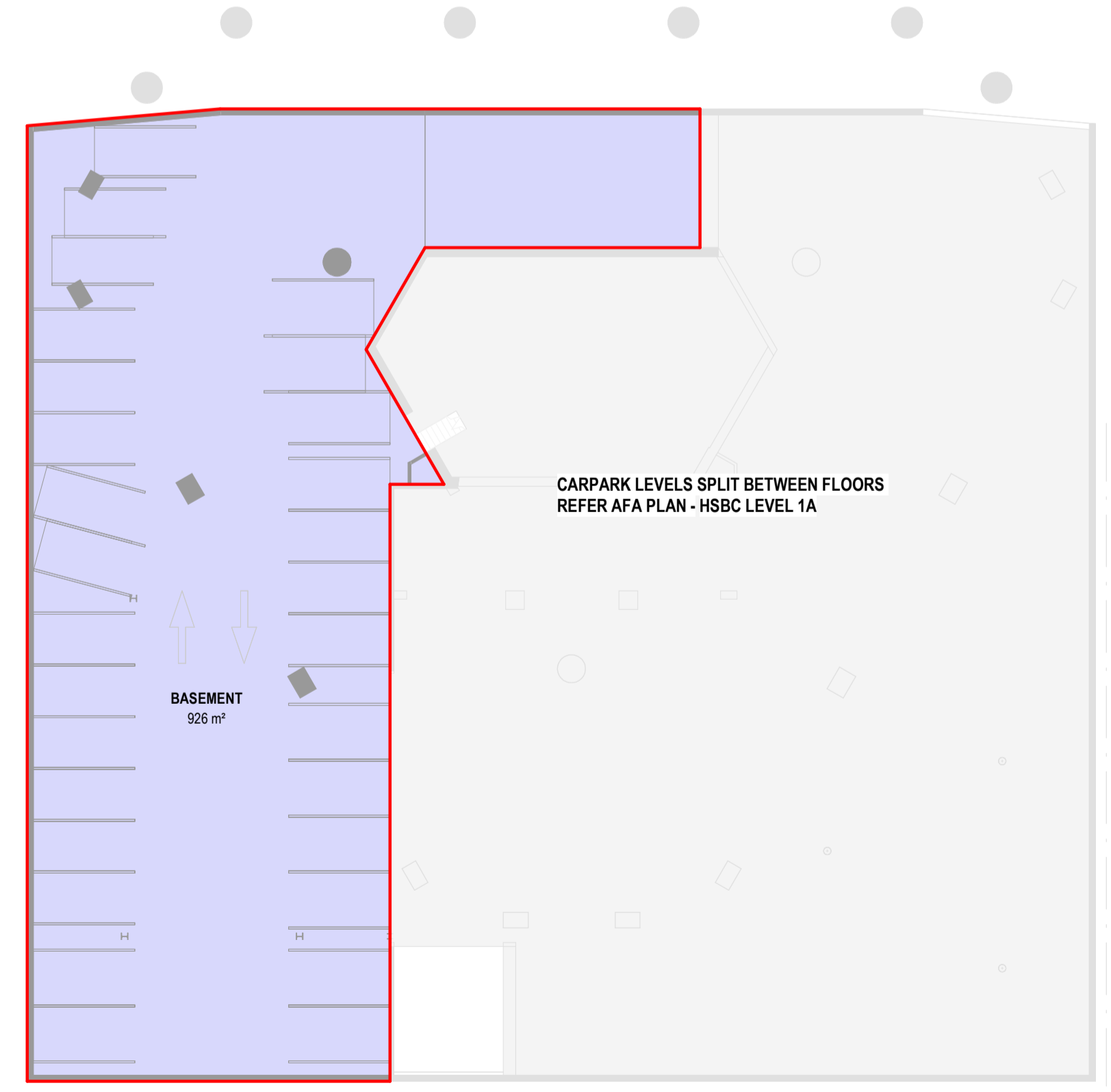
Drawing No **Revision**

RC05-0600 **(E)**

WARREN AND MAHONEY

AFA SCHEDULE - HSBC L1				
SPACE NAME	BUILDING	LEVEL	AREA	REF

AFA SCHEDULE - HSBC L1A				
SPACE NAME	BUILDING	LEVEL	AREA	REF



AFA PLAN - HSBC L1

1:250



AFA PLAN - HSBC L1A

1:250

All dimension to be verified on site before producing shop drawings or commencing any work. Do not scale. The copyright of this drawing remains with Warren and Mahoney Architects New Zealand Ltd.

Revisions

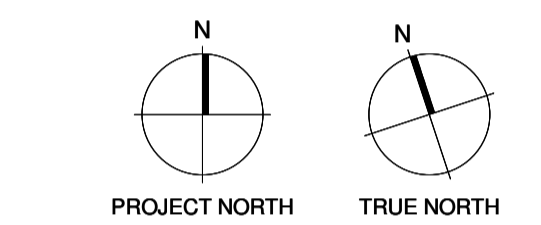
- A 07/06/24 DRAFT RC ISSUE
- B 01/07/24 DRAFT RC ISSUE
- C 22/07/24 DRAFT RC ISSUE
- D 22/07/24 RC ISSUE
- E 09/12/24 DESIGN UPDATE RC RFI 1

Notes

COMMERCIAL IN CONFIDENCE

AFA PLAN KEY:

	INCLUDED IN AFA
	EXCLUDED FROM AFA
	INTERIOR PUBLIC VOID - EXCLUDED FROM AFA
	EXTERIOR - EXCLUDED FROM AFA



Consultants

- RCP
Project Manager
- RLB
Quantity Surveyor
- HOLMES
Structural Engineer
- MOTT MAC DONALD
Services Engineer
- CROSSFIRE
Fire Engineer
- TONKIN + TAYLOR
Civil Engineer
- FLOW
Traffic Engineer

Client



Warren and Mahoney Architects New Zealand Ltd

Ground Floor, Mason Bros.
139 Pakenham Street West
Wynyard Quarter
Auckland 1010
New Zealand
Phone + 64 9 309 4894

Registered Architects and Designers
www.warrenandmahoney.com

Project Title

DOWNTOWN WEST

2 LOWER HOBSON STREET,
AUCKLAND CBD, AUCKLAND 1010

Drawing Title

**AFA AREA PLAN -
HSBC BUILDING L2 -
L2a**

Drawing Status

**RESOURCE CONSENT
ISSUE**

Drawing Details

Scale	1:250 @ A1
Date	09/12/24
Job No	9234
Drawn	WAM
Checked	WAM

Drawing No

RC05-0601

Revision

(E)

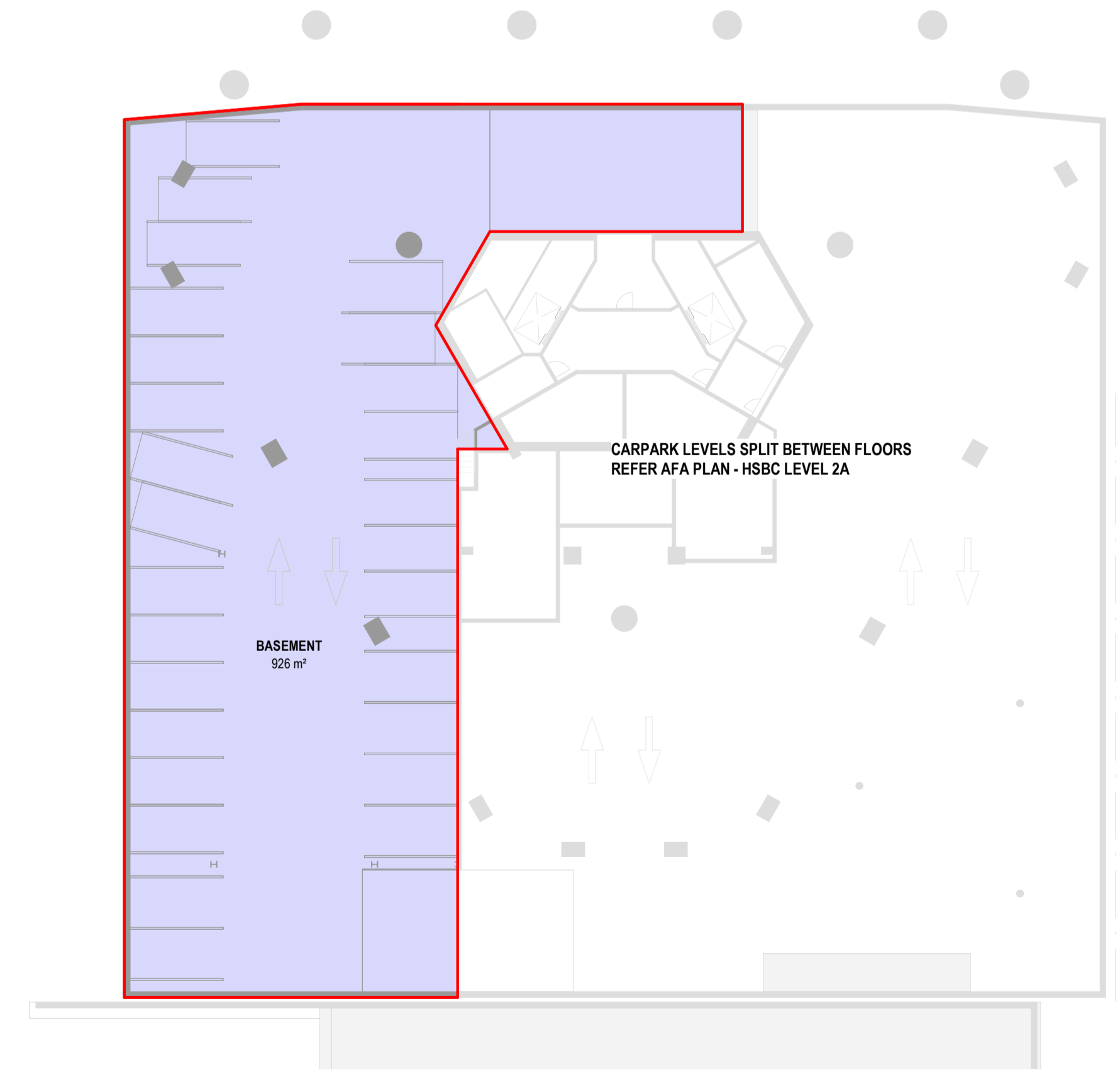
WARREN AND MAHONEY

AFA SCHEDULE - HSBC L2

SPACE NAME	BUILDING	LEVEL	AREA	REF
------------	----------	-------	------	-----

AFA SCHEDULE - HSBC L2A

SPACE NAME	BUILDING	LEVEL	AREA	REF
------------	----------	-------	------	-----



AFA PLAN - HSBC L2

1:250



AFA PLAN - HSBC L2A

1:250

AFA SCHEDULE - HSBC L3				
SPACE NAME	BUILDING	LEVEL	AREA	REF
HSBC AFA	HSBC BUILDING	HSBC L3	3288 m ²	INCLUDED
TOTAL AFA			3288 m ²	

AFA SCHEDULE - HSBC L4				
SPACE NAME	BUILDING	LEVEL	AREA	REF
HSBC AFA	HSBC BUILDING	HSBC L4	54 m ²	INCLUDED
HSBC AFA	HSBC BUILDING	HSBC L4	162 m ²	INCLUDED
HSBC AFA	HSBC BUILDING	HSBC L4	384 m ²	INCLUDED
HSBC AFA	HSBC BUILDING	HSBC L4	1361 m ²	INCLUDED
HSBC AFA	HSBC BUILDING	HSBC L4	10 m ²	INCLUDED
TOTAL AFA			1972 m ²	





All dimension to be verified on site before producing shop drawings or commencing any work. Do not scale. The copyright of this drawing remains with Warren and Mahoney Architects New Zealand Ltd.

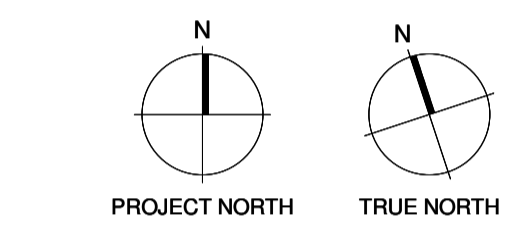
Revisions

- A 07/06/24 DRAFT RC ISSUE
- B 01/07/24 DRAFT RC ISSUE
- C 22/07/24 DRAFT RC ISSUE
- D 22/07/24 RC ISSUE
- E 09/12/24 DESIGN UPDATE RC RFI 1

Notes

COMMERCIAL IN CONFIDENCE

AFA PLAN KEY:	
	INCLUDED IN AFA
	EXCLUDED FROM AFA
	INTERIOR PUBLIC VOID - EXCLUDED FROM AFA
	EXTERIOR - EXCLUDED FROM AFA



Consultants

- RCP
Project Manager
- RLB
Quantity Surveyor
- HOLMES
Structural Engineer
- MOTT MAC DONALD
Services Engineer
- CROSSFIRE
Fire Engineer
- TONKIN + TAYLOR
Civil Engineer
- FLOW
Traffic Engineer

Client



Warren and Mahoney Architects New Zealand Ltd

Ground Floor, Mason Bros.
139 Pakenham Street West
Wynyard Quarter
Auckland 1010
New Zealand
Phone + 64 9 309 4894

Registered Architects and Designers
www.warrenandmahoney.com

Project Title

DOWNTOWN WEST
2 LOWER HOBSON STREET,
AUCKLAND CBD, AUCKLAND 1010

Drawing Title

**AFA AREA PLAN -
HSBC BUILDING L3 -
L4**

Drawing Status

**RESOURCE CONSENT
ISSUE**

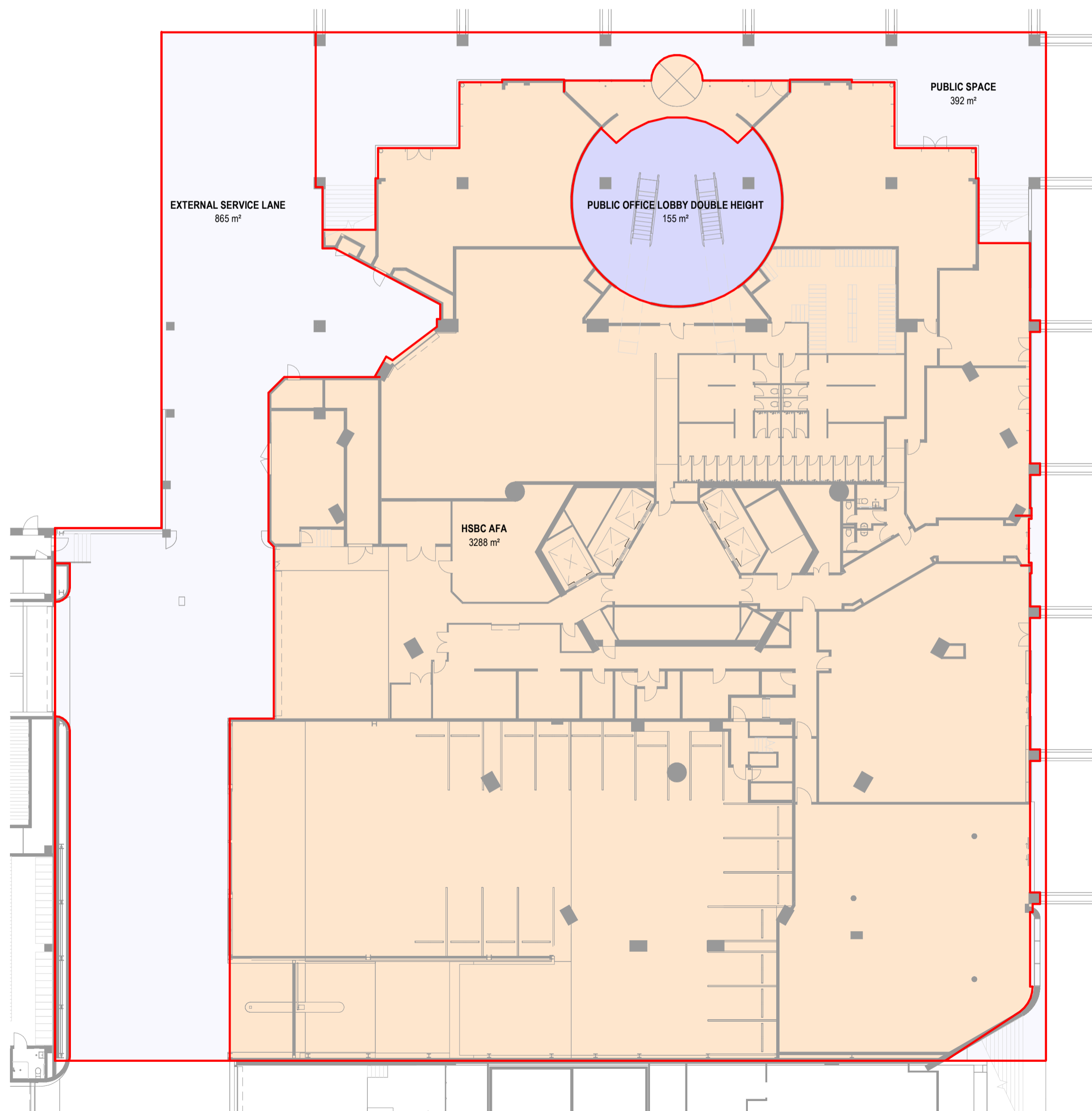
Drawing Details

Scale	1:250 @ A1
Date	09/12/24
Job No	9234
Drawn	WAM
Checked	WAM

Drawing No **Revision**

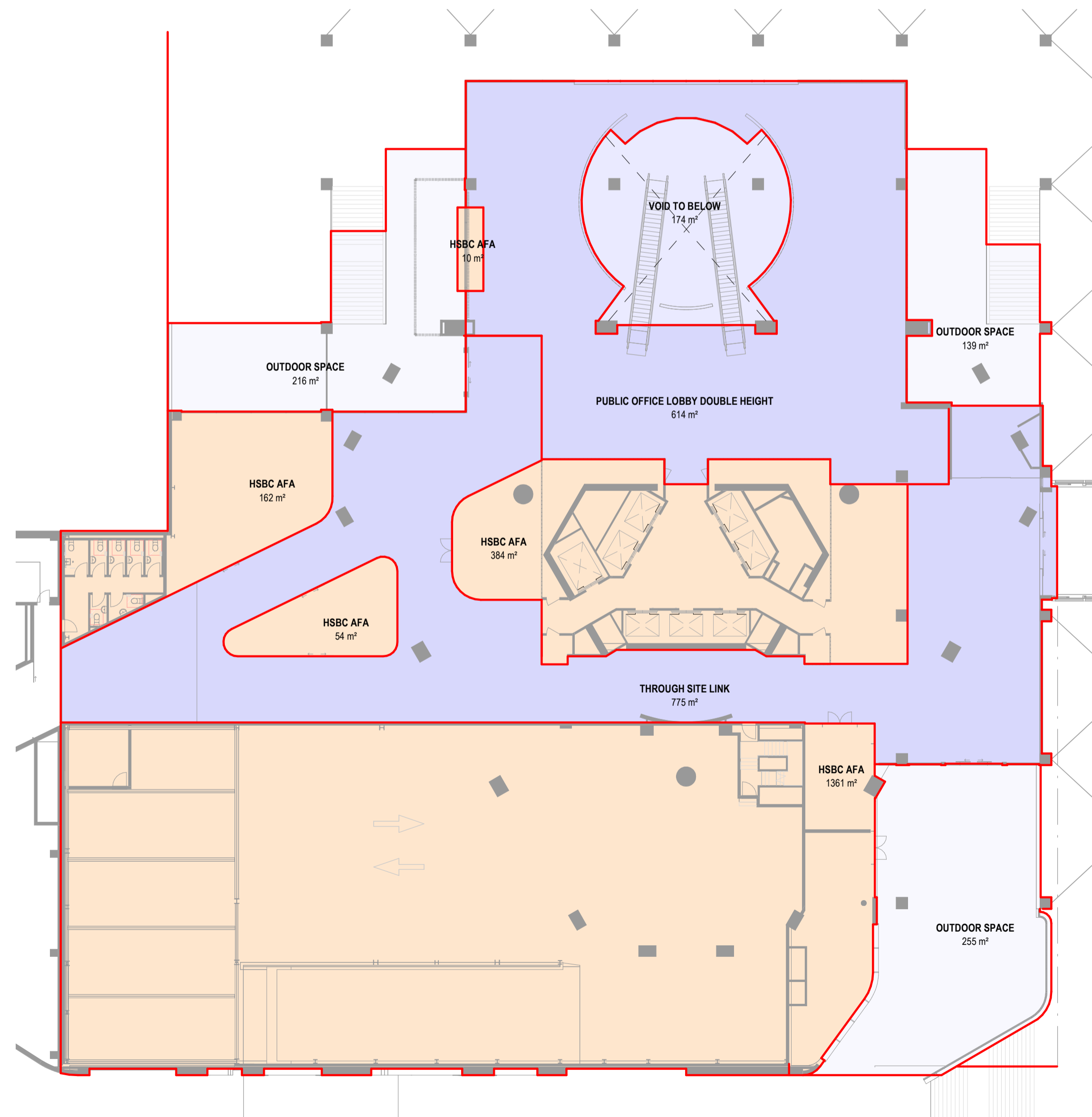
RC05-0602 **E**

WARREN AND MAHONEY



AFA PLAN - HSBC L3

1:250



AFA PLAN - HSBC L4

1:250

AFA SCHEDULE - HSBC L5				
SPACE NAME	BUILDING	LEVEL	AREA	REF
HSBC AFA	HSBC BUILDING	HSBC L5	1253 m ²	INCLUDED
TOTAL AFA			1253 m ²	

AFA SCHEDULE - HSBC L6				
SPACE NAME	BUILDING	LEVEL	AREA	REF
HSBC AFA	HSBC BUILDING	HSBC L6	2428 m ²	INCLUDED
TOTAL AFA			2428 m ²	





All dimension to be verified on site before producing shop drawings or commencing any work. Do not scale. The copyright of this drawing remains with Warren and Mahoney Architects New Zealand Ltd.

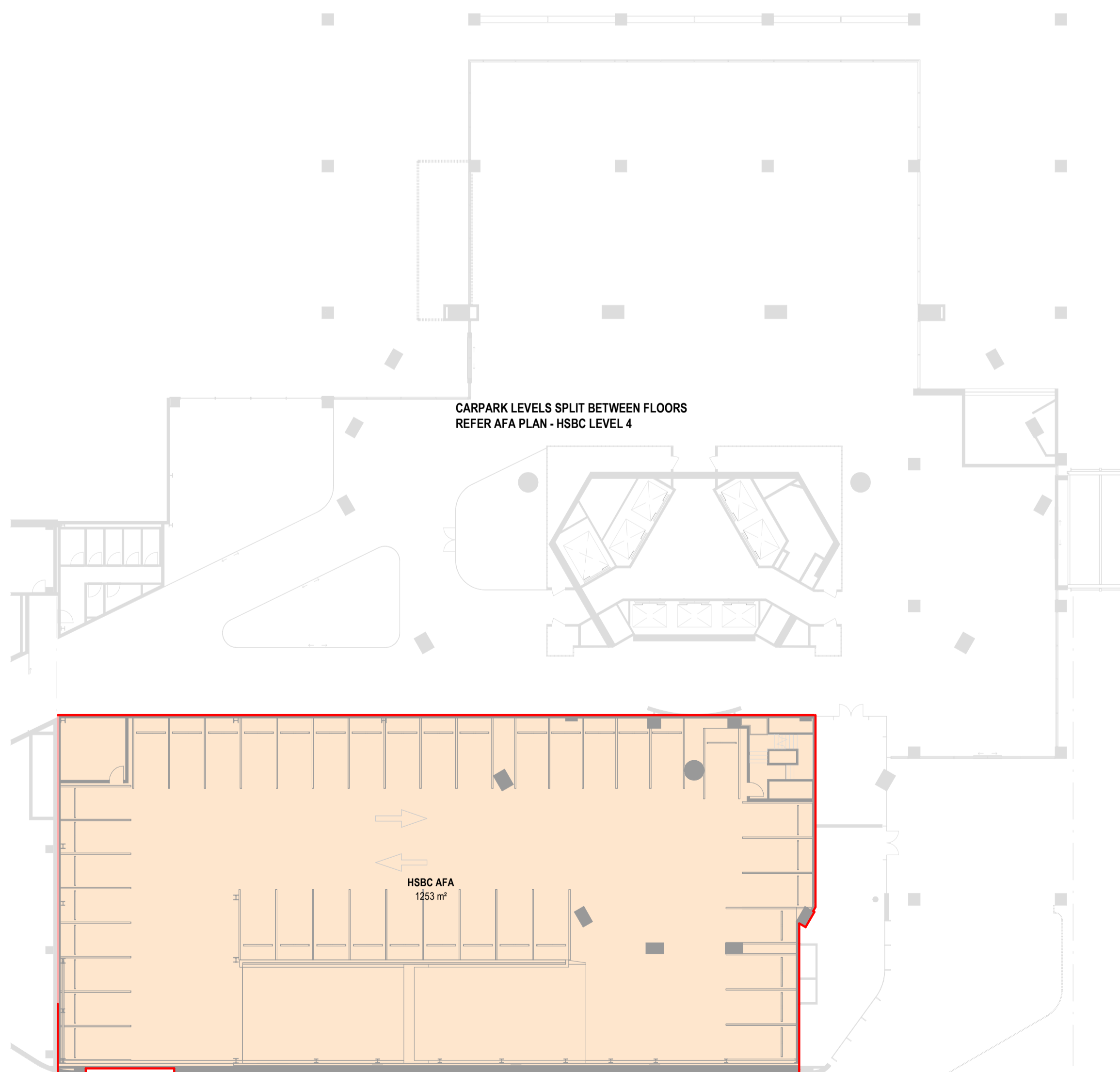
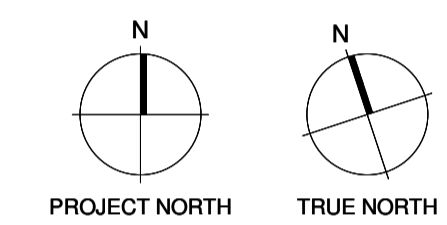
Revisions

- A 07/06/24 DRAFT RC ISSUE
- B 01/07/24 DRAFT RC ISSUE
- C 22/07/24 DRAFT RC ISSUE
- D 22/07/24 RC ISSUE
- E 09/12/24 DESIGN UPDATE RC RFI 1

Notes

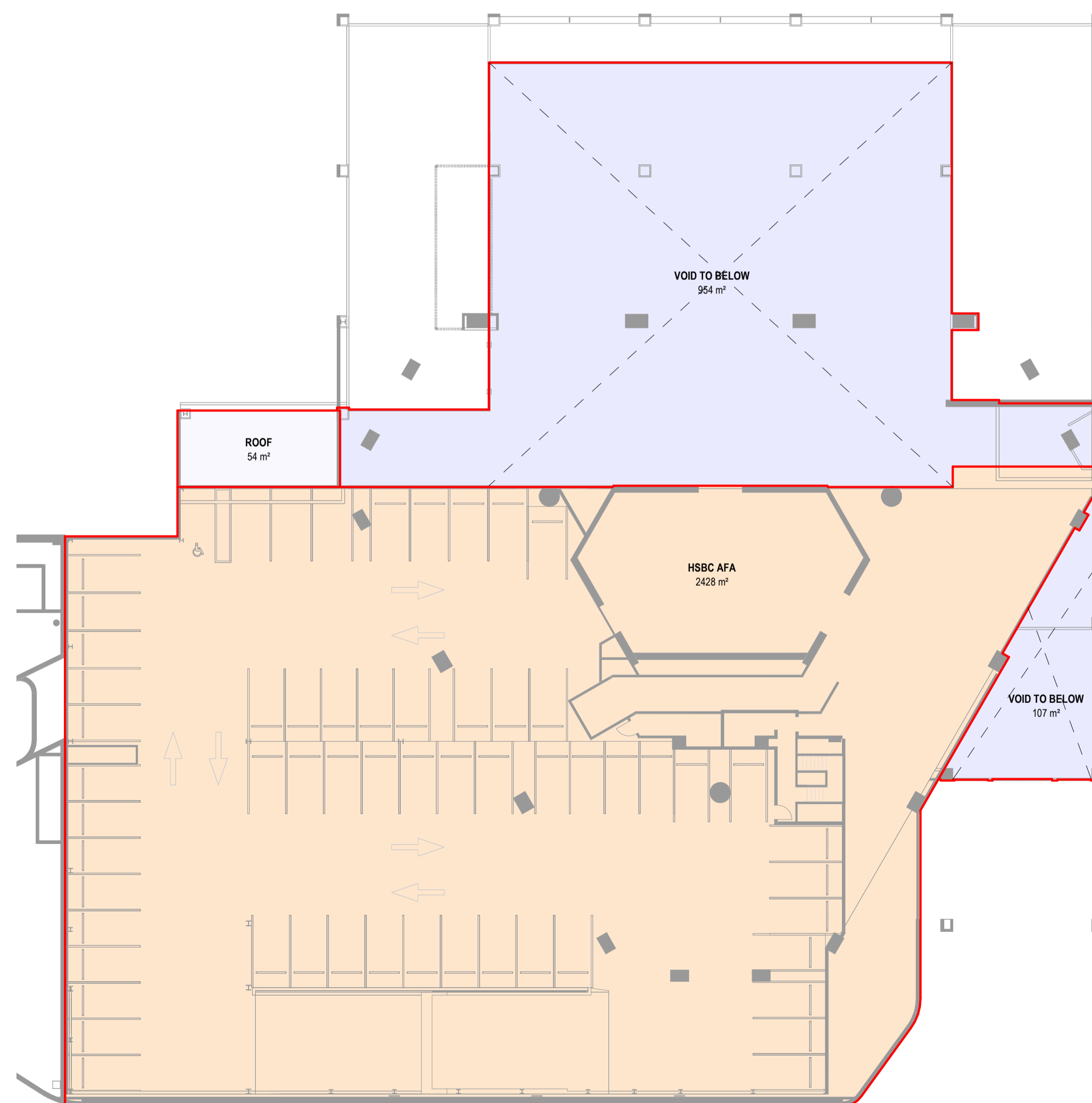
COMMERCIAL IN CONFIDENCE

AFA PLAN KEY:	
	INCLUDED IN AFA
	EXCLUDED FROM AFA
	INTERIOR PUBLIC VOID - EXCLUDED FROM AFA
	EXTERIOR - EXCLUDED FROM AFA



AFA PLAN - HSBC L5

1:250



AFA PLAN - HSBC L6

1:250

Consultants

- RCP
Project Manager
- RLB
Quantity Surveyor
- HOLMES
Structural Engineer
- MOTT MAC DONALD
Services Engineer
- CROSSFIRE
Fire Engineer
- TONKIN + TAYLOR
Civil Engineer
- FLOW
Traffic Engineer

Client



Warren and Mahoney Architects New Zealand Ltd

Ground Floor, Mason Bros.
139 Pakenham Street West
Wynyard Quarter
Auckland 1010
New Zealand
Phone + 64 9 309 4894

Registered Architects and Designers
www.warrenandmahoney.com

Project Title

DOWNTOWN WEST

2 LOWER HOBSON STREET,
AUCKLAND CBD, AUCKLAND 1010

Drawing Title

AFA AREA PLAN - HSBC BUILDING L5 - L6

Drawing Status

RESOURCE CONSENT ISSUE

Drawing Details

Scale	1:250 @ A1
Date	09/12/24
Job No	9234
Drawn	WAM
Checked	WAM

Drawing No **Revision**

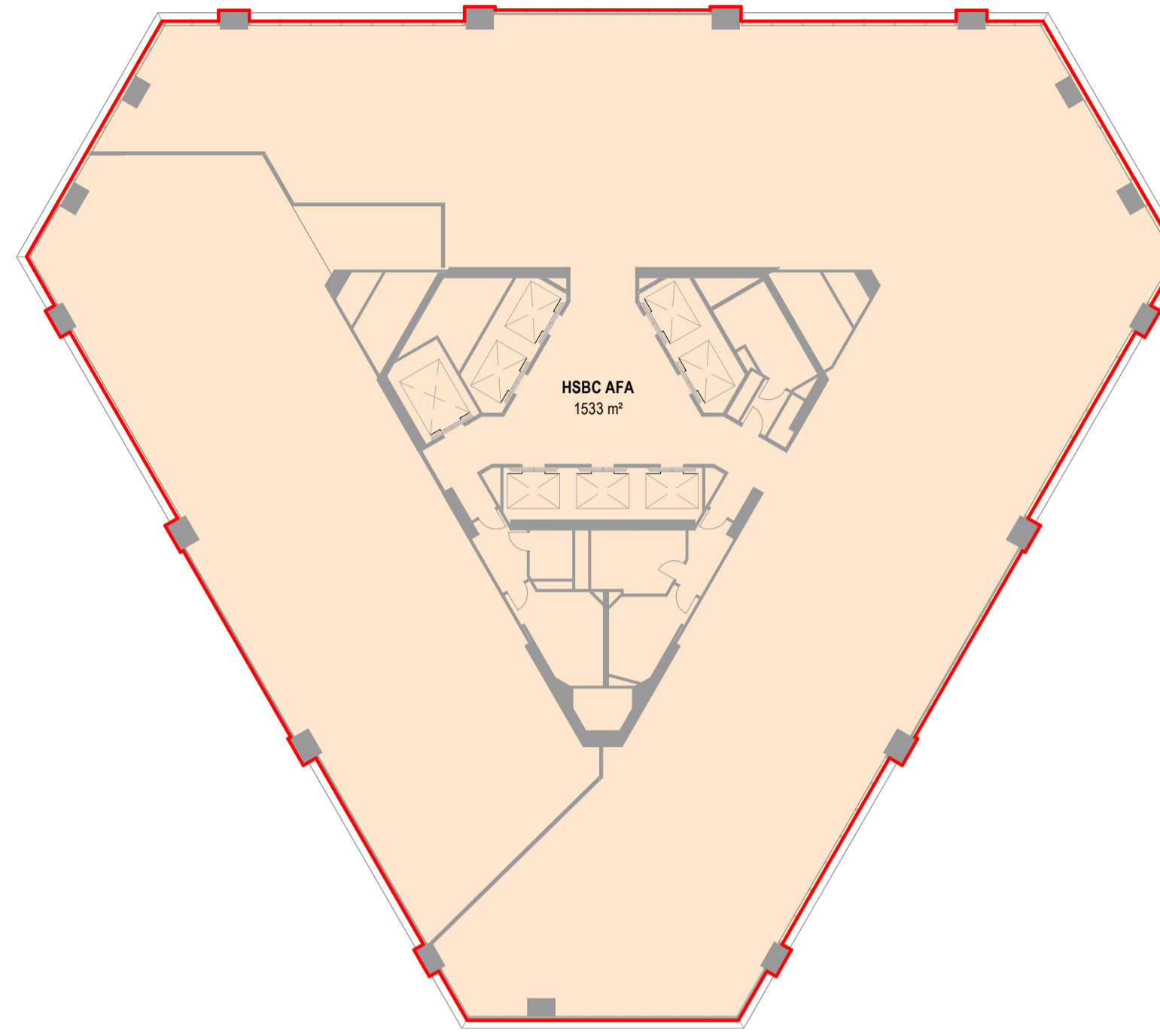
RC05-0603 **E**

WARREN AND MAHONEY

AFA SCHEDULE - HSBC L7				
SPACE NAME	BUILDING	LEVEL	AREA	REF
HSBC AFA	HSBC BUILDING	HSBC L7A	1535 m ²	INCLUDED
TOTAL AFA			1535 m ²	

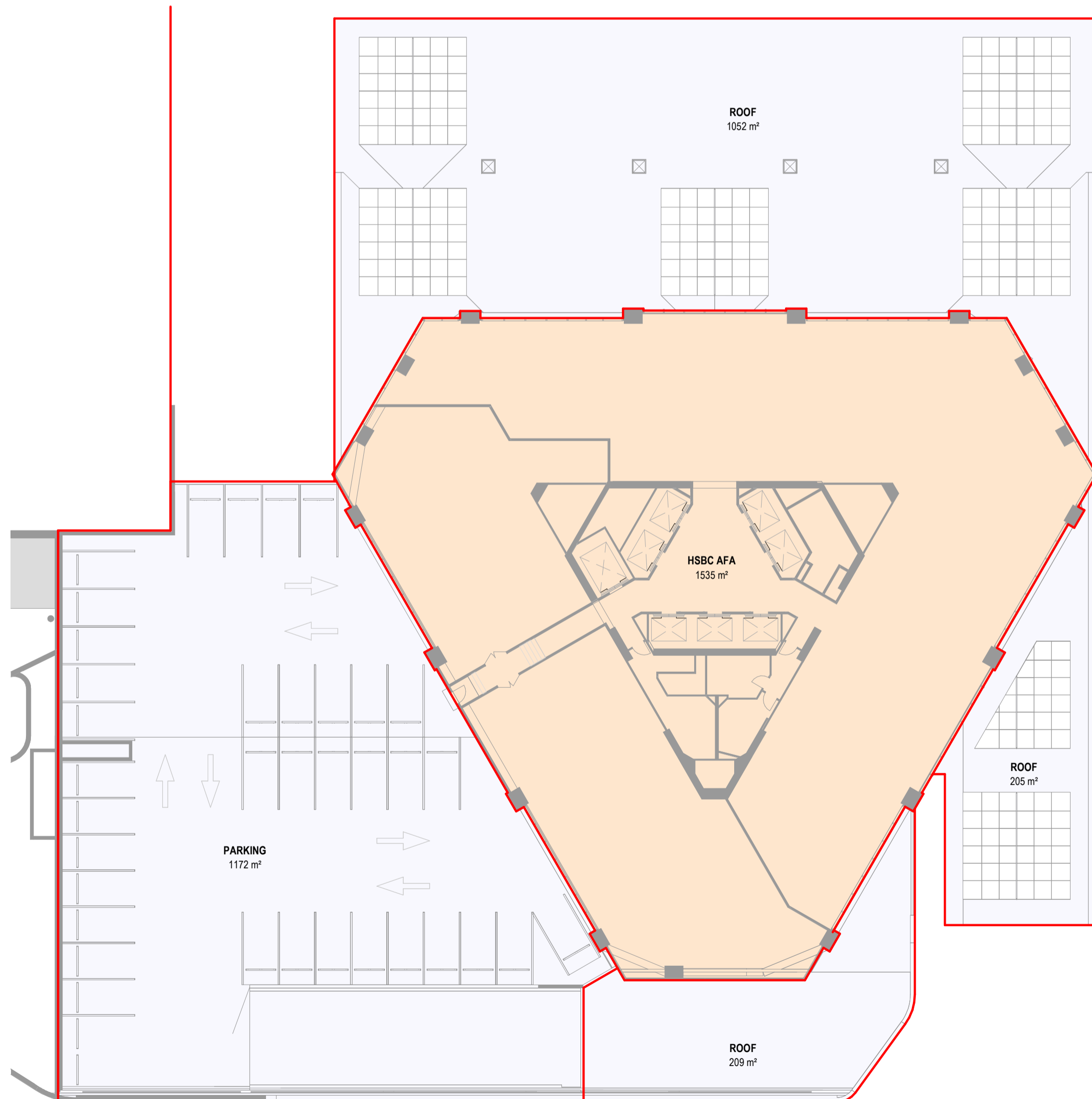
AFA SCHEDULE - HSBC L8				
SPACE NAME	BUILDING	LEVEL	AREA	REF
HSBC AFA	HSBC BUILDING	HSBC L8	1533 m ²	INCLUDED
TOTAL AFA			1533 m ²	

AFA SCHEDULE - HSBC L9				
SPACE NAME	BUILDING	LEVEL	AREA	REF
HSBC AFA	HSBC BUILDING	HSBC L9	1533 m ²	INCLUDED
TOTAL AFA			1533 m ²	



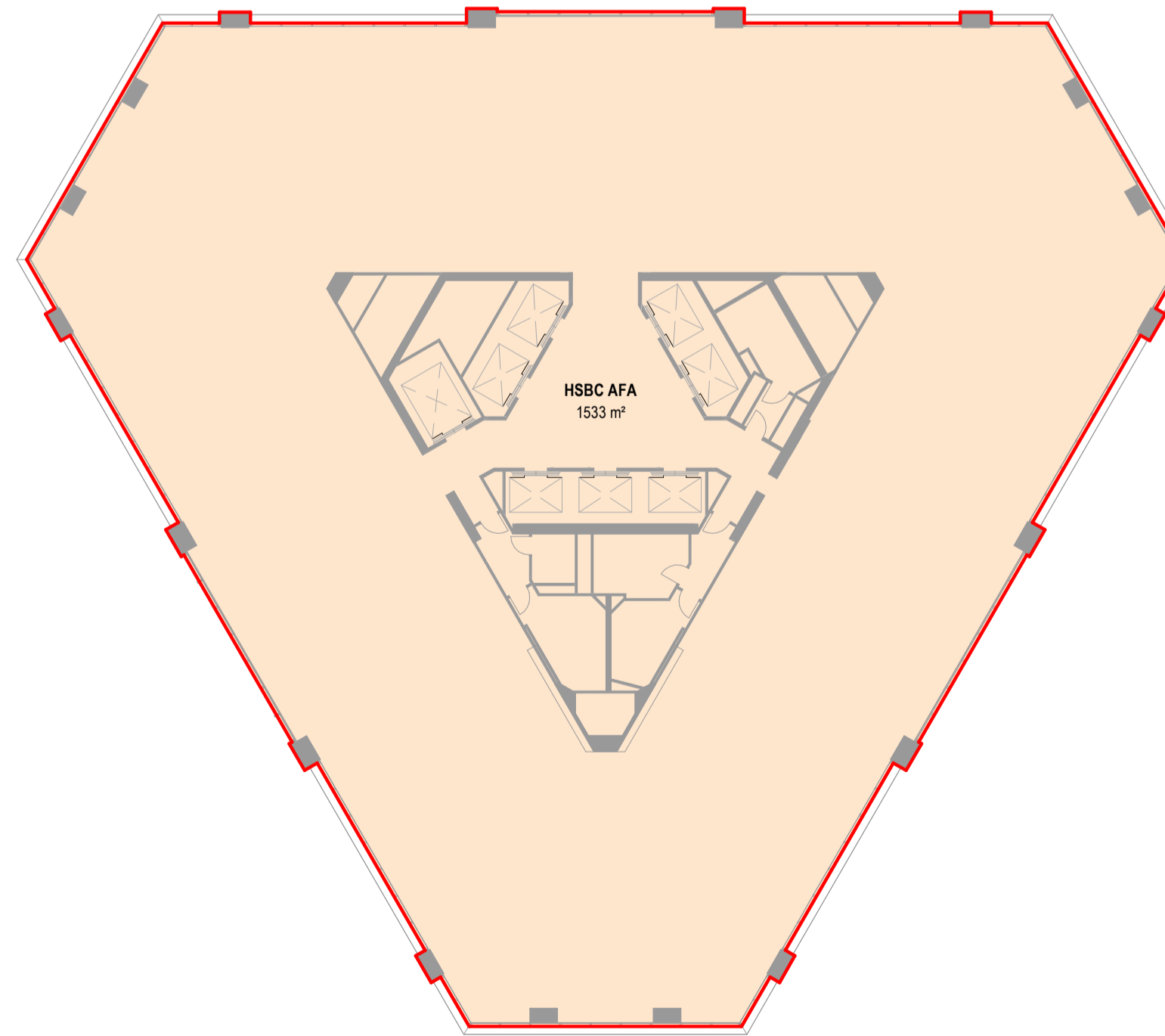
AFA PLAN - HSBC L8

1:250



AFA PLAN - HSBC L7

1:250



AFA PLAN - HSBC L9 - L26

1:250

AFA SCHEDULE - HSBC L10				
SPACE NAME	BUILDING	LEVEL	AREA	REF
HSBC AFA	HSBC BUILDING	HSBC L10	1533 m ²	INCLUDED
TOTAL AFA			1533 m ²	

AFA SCHEDULE - HSBC L11				
SPACE NAME	BUILDING	LEVEL	AREA	REF
HSBC AFA	HSBC BUILDING	HSBC L11	1533 m ²	INCLUDED
TOTAL AFA			1533 m ²	

AFA SCHEDULE - HSBC L12				
SPACE NAME	BUILDING	LEVEL	AREA	REF
HSBC AFA	HSBC BUILDING	HSBC L12	1533 m ²	INCLUDED
TOTAL AFA			1533 m ²	

AFA SCHEDULE - HSBC L13				
SPACE NAME	BUILDING	LEVEL	AREA	REF
HSBC AFA	HSBC BUILDING	HSBC L13	1533 m ²	INCLUDED
TOTAL AFA			1533 m ²	

AFA SCHEDULE - HSBC L14				
SPACE NAME	BUILDING	LEVEL	AREA	REF
HSBC AFA	HSBC BUILDING	HSBC L14	1533 m ²	INCLUDED
TOTAL AFA			1533 m ²	

AFA SCHEDULE - HSBC L15				
SPACE NAME	BUILDING	LEVEL	AREA	REF
HSBC AFA	HSBC BUILDING	HSBC L15	1533 m ²	INCLUDED
TOTAL AFA			1533 m ²	

AFA SCHEDULE - HSBC L16				
SPACE NAME	BUILDING	LEVEL	AREA	REF
HSBC AFA	HSBC BUILDING	HSBC L16	1533 m ²	INCLUDED
TOTAL AFA			1533 m ²	

AFA SCHEDULE - HSBC L17				
SPACE NAME	BUILDING	LEVEL	AREA	REF
HSBC AFA	HSBC BUILDING	HSBC L17	1533 m ²	INCLUDED
TOTAL AFA			1533 m ²	

AFA SCHEDULE - HSBC L18				
SPACE NAME	BUILDING	LEVEL	AREA	REF
HSBC AFA	HSBC BUILDING	HSBC L18	1533 m ²	INCLUDED
TOTAL AFA			1533 m ²	

AFA SCHEDULE - HSBC L19				
SPACE NAME	BUILDING	LEVEL	AREA	REF
HSBC AFA	HSBC BUILDING	HSBC L19	1533 m ²	INCLUDED
TOTAL AFA			1533 m ²	

AFA SCHEDULE - HSBC L20				
SPACE NAME	BUILDING	LEVEL	AREA	REF
HSBC AFA	HSBC BUILDING	HSBC L20	1533 m ²	INCLUDED
TOTAL AFA			1533 m ²	

AFA SCHEDULE - HSBC L21				
SPACE NAME	BUILDING	LEVEL	AREA	REF
HSBC AFA	HSBC BUILDING	HSBC L21	1533 m ²	INCLUDED
TOTAL AFA			1533 m ²	

AFA SCHEDULE - HSBC L22				
SPACE NAME	BUILDING	LEVEL	AREA	REF
HSBC AFA	HSBC BUILDING	HSBC L22	1533 m ²	INCLUDED
TOTAL AFA			1533 m ²	

AFA SCHEDULE - HSBC L23				
SPACE NAME	BUILDING	LEVEL	AREA	REF
HSBC AFA	HSBC BUILDING	HSBC L23	1533 m ²	INCLUDED
TOTAL AFA			1533 m ²	

AFA SCHEDULE - HSBC L24				
SPACE NAME	BUILDING	LEVEL	AREA	REF
HSBC AFA	HSBC BUILDING	HSBC L24	1533 m ²	INCLUDED
TOTAL AFA			1533 m ²	

AFA SCHEDULE - HSBC L25				
SPACE NAME	BUILDING	LEVEL	AREA	REF
HSBC AFA	HSBC BUILDING	HSBC L25	1533 m ²	INCLUDED
TOTAL AFA			1533 m ²	

AFA SCHEDULE - HSBC L26				
SPACE NAME	BUILDING	LEVEL	AREA	REF
HSBC AFA	HSBC BUILDING	HSBC L26	1533 m ²	INCLUDED
TOTAL AFA			1533 m ²	

All dimension to be verified on site before producing shop drawings or commencing any work. Do not scale. The copyright of this drawing remains with Warren and Mahoney Architects New Zealand Ltd.

Revisions

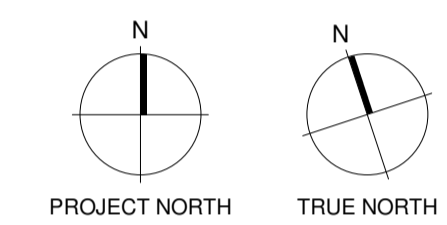
- A 07/06/24 DRAFT RC ISSUE
- B 01/07/24 DRAFT RC ISSUE
- C 22/07/24 DRAFT RC ISSUE
- D 22/07/24 RC ISSUE
- E 09/12/24 DESIGN UPDATE RC RFI 1

Notes

COMMERCIAL IN CONFIDENCE

AFA PLAN KEY:

- INCLUDED IN AFA
- EXCLUDED FROM AFA
- INTERIOR PUBLIC VOID - EXCLUDED FROM AFA
- EXTERIOR - EXCLUDED FROM AFA



Consultants

- RCP Project Manager
- RLB Quantity Surveyor
- HOLMES Structural Engineer
- MOTT MAC DONALD Services Engineer
- CROSSFIRE Fire Engineer
- TONKIN + TAYLOR Civil Engineer
- FLOW Traffic Engineer

Client



Warren and Mahoney Architects New Zealand Ltd

Ground Floor, Mason Bros.
139 Pakenham Street West
Wynyard Quarter
Auckland 1010
New Zealand
Phone + 64 9 309 4894

Registered Architects and Designers
www.warrenandmahoney.com

Project Title

DOWNTOWN WEST

2 LOWER HOBSON STREET,
AUCKLAND CBD, AUCKLAND 1010

Drawing Title

AFA AREA PLAN - HSBC BUILDING L7 - L26

Drawing Status

RESOURCE CONSENT ISSUE

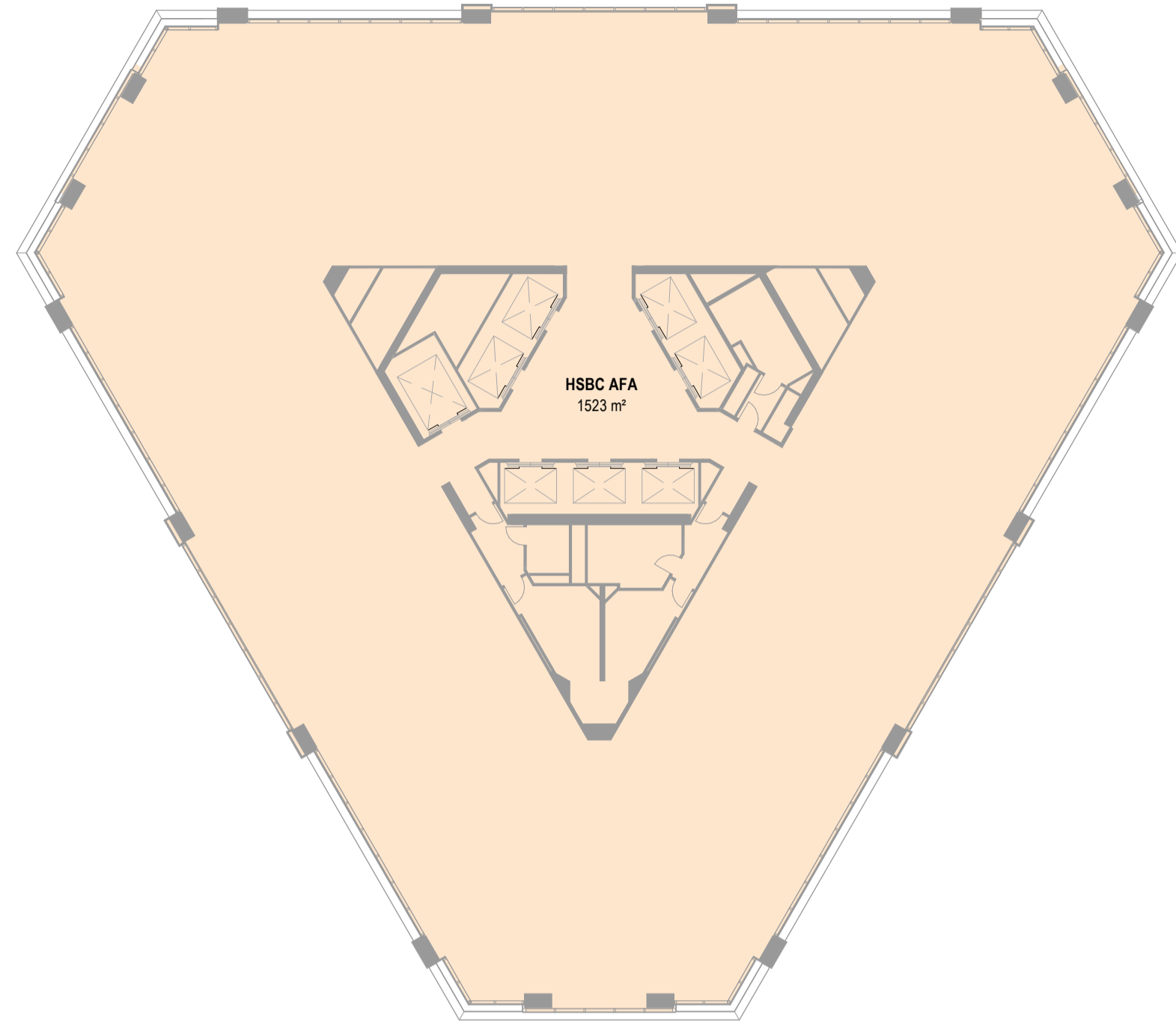
Drawing Details

Scale	1:250 @ A1
Date	09/12/24
Job No	9234
Drawn	WAM
Checked	WAM

Drawing No **Revision**

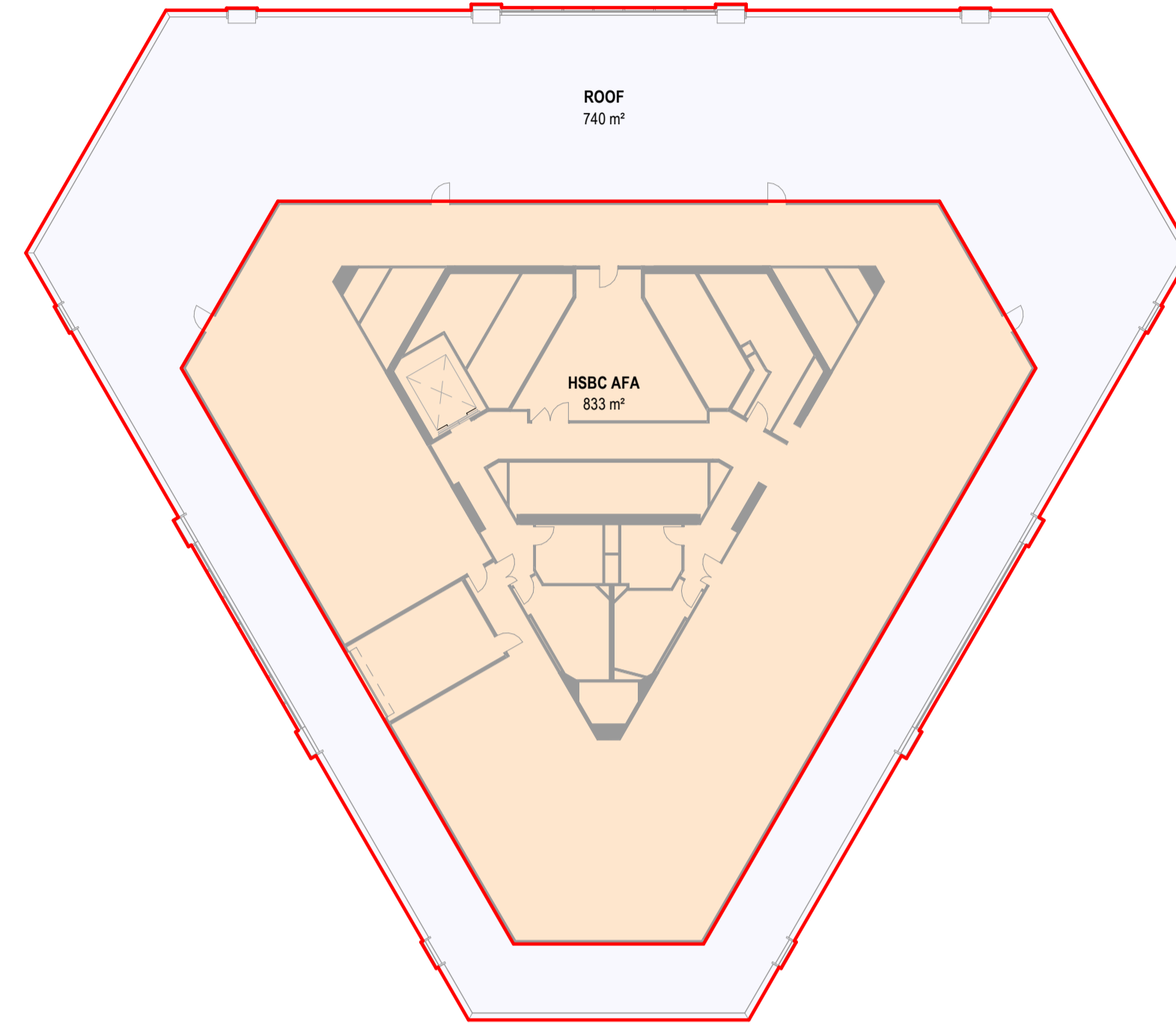
RC05-0604 **E**

WARREN AND MAHONEY



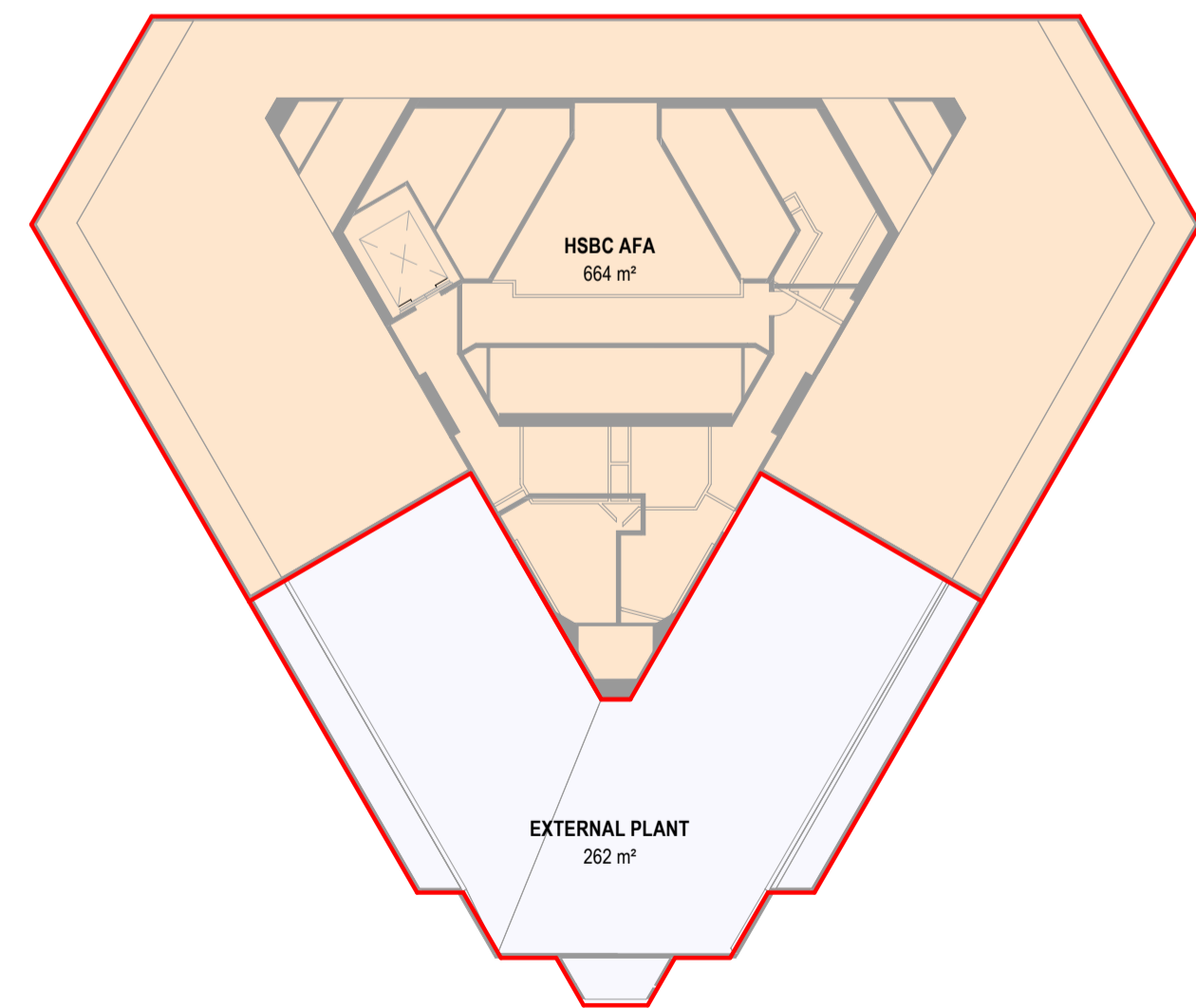
AFA PLAN - HSBC L27 - L29

1:250



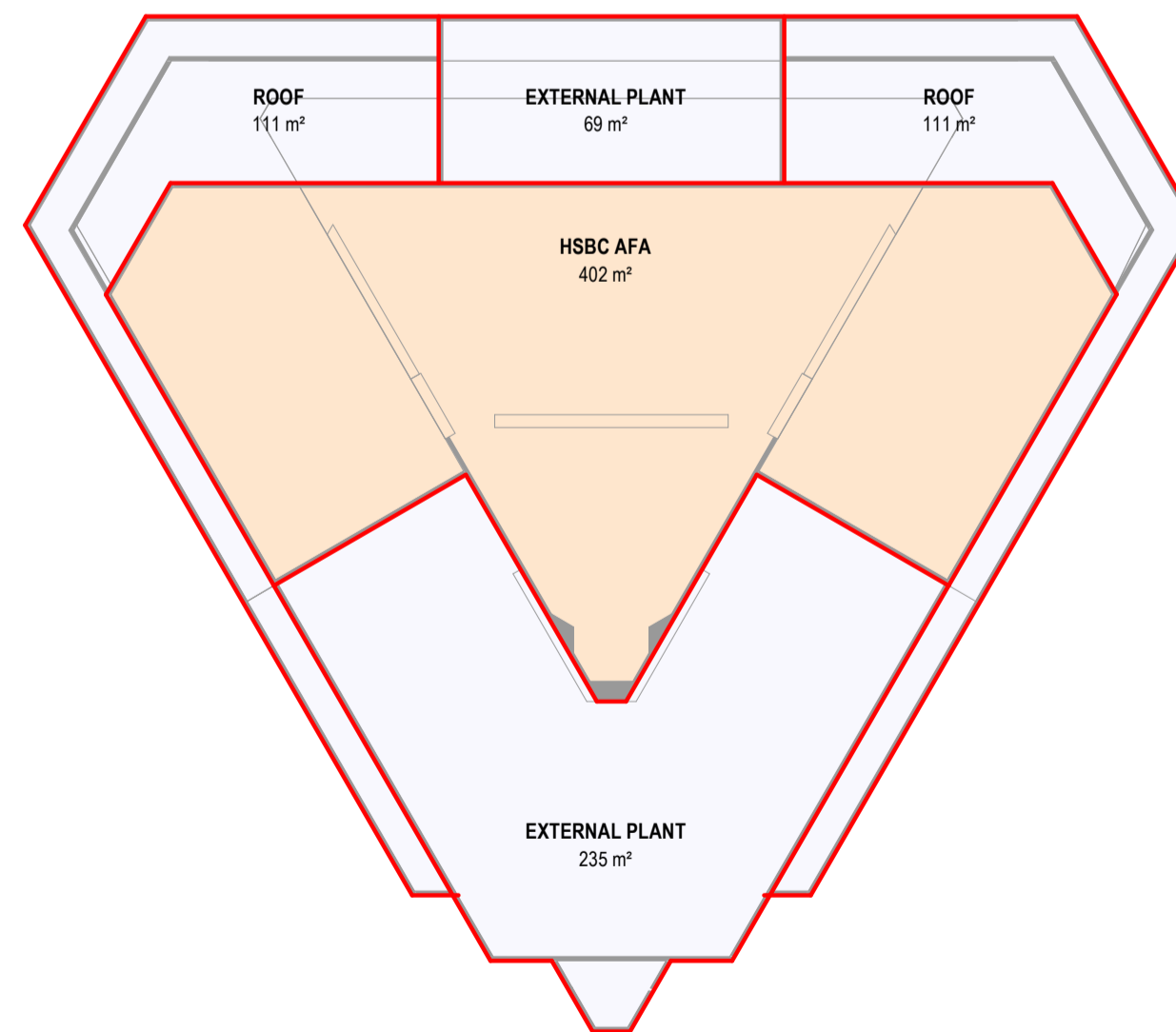
AFA PLAN - HSBC L30

1:250



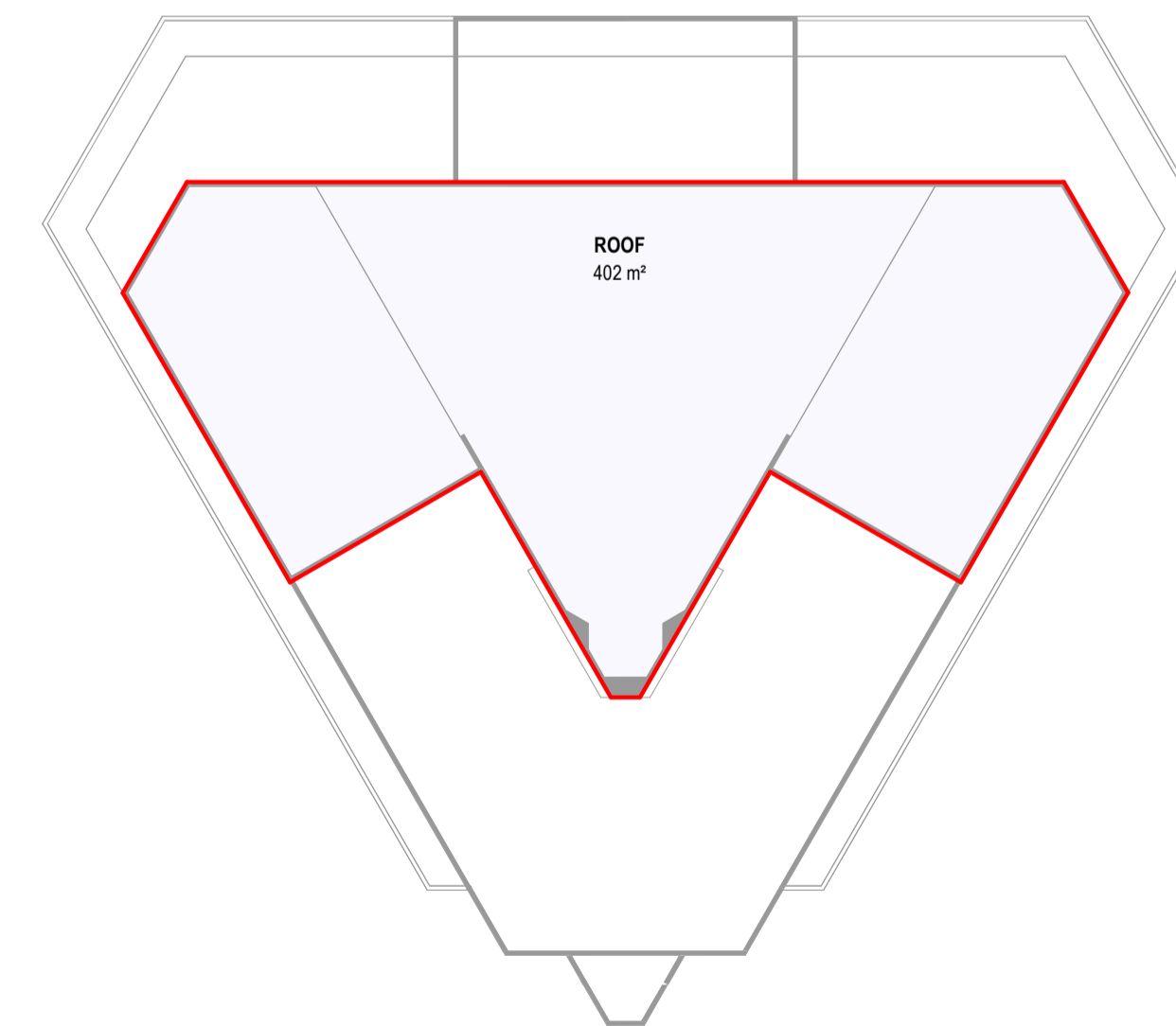
AFA PLAN - HSBC L31

1:250



AFA PLAN - HSBC L32

1:250



AFA PLAN - HSBC L33 (ROOF)

1:250

AFA SCHEDULE - HSBC L27				
SPACE NAME	BUILDING	LEVEL	AREA	REF
HSBC AFA	HSBC BUILDING	HSBC L27	1523 m²	INCLUDED
TOTAL AFA			1523 m²	

AFA SCHEDULE - HSBC L28				
SPACE NAME	BUILDING	LEVEL	AREA	REF
HSBC AFA	HSBC BUILDING	HSBC L28	1523 m²	INCLUDED
TOTAL AFA			1523 m²	

AFA SCHEDULE - HSBC L29				
SPACE NAME	BUILDING	LEVEL	AREA	REF
HSBC AFA	HSBC BUILDING	HSBC L29	1523 m²	INCLUDED
TOTAL AFA			1523 m²	

AFA SCHEDULE - HSBC L30				
SPACE NAME	BUILDING	LEVEL	AREA	REF
HSBC AFA	HSBC BUILDING	HSBC L30	833 m²	INCLUDED
TOTAL AFA			833 m²	

AFA SCHEDULE - HSBC L31				
SPACE NAME	BUILDING	LEVEL	AREA	REF
HSBC AFA	HSBC BUILDING	HSBC L31	664 m²	INCLUDED
TOTAL AFA			664 m²	

AFA SCHEDULE - HSBC L32				
SPACE NAME	BUILDING	LEVEL	AREA	REF
HSBC AFA	HSBC BUILDING	HSBC L32	402 m²	INCLUDED
TOTAL AFA			402 m²	

AFA SCHEDULE - HSBC L33				
SPACE NAME	BUILDING	LEVEL	AREA	REF

All dimension to be verified on site before producing shop drawings or commencing any work. Do not scale. The copyright of this drawing remains with Warren and Mahoney Architects New Zealand Ltd.

Revisions

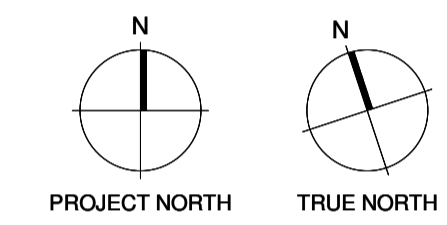
- A 07/06/24 DRAFT RC ISSUE
- B 01/07/24 DRAFT RC ISSUE
- C 22/07/24 DRAFT RC ISSUE
- D 22/07/24 RC ISSUE
- E 09/12/24 DESIGN UPDATE RC RFI 1

Notes

COMMERCIAL IN CONFIDENCE

AFA PLAN KEY:

- INCLUDED IN AFA
- EXCLUDED FROM AFA
- INTERIOR PUBLIC VOID - EXCLUDED FROM AFA
- EXTERIOR - EXCLUDED FROM AFA



Consultants

- RCP
Project Manager
- RLB
Quantity Surveyor
- HOLMES
Structural Engineer
- MOTT MAC DONALD
Services Engineer
- CROSSFIRE
Fire Engineer
- TONKIN + TAYLOR
Civil Engineer
- FLOW
Traffic Engineer

Client



Warren and Mahoney Architects New Zealand Ltd

Ground Floor, Mason Bros.
139 Pakenham Street West
Wynyard Quarter
Auckland 1010
New Zealand
Phone + 64 9 309 4894

Registered Architects and Designers
www.warrenandmahoney.com

Project Title

DOWNTOWN WEST

2 LOWER HOBSON STREET,
AUCKLAND CBD, AUCKLAND 1010

Drawing Title

**AFA AREA PLAN -
HSBC BUILDING L27
- L33**

Drawing Status

**RESOURCE CONSENT
ISSUE**

Drawing Details

Scale	1:250 @ A1
Date	09/12/24
Job No	9234
Drawn	WAM
Checked	WAM

Drawing No **Revision**

RC05-0605 (E)

WARREN AND MAHONEY

